
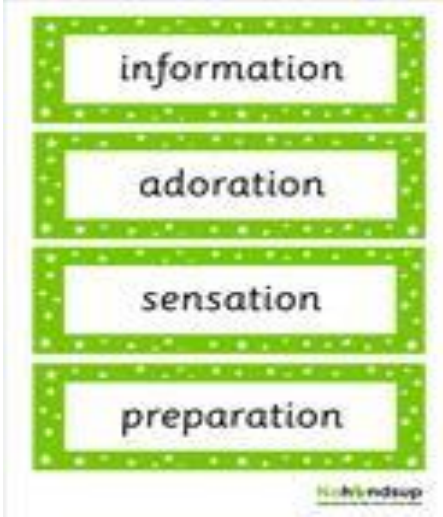


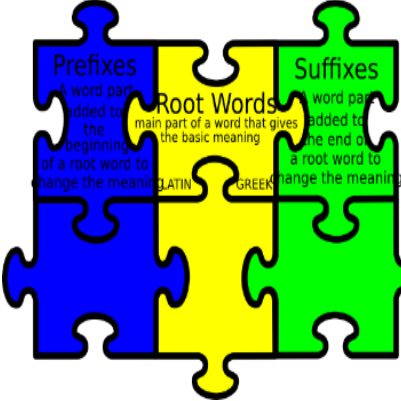




The Winchester School

Year 3 Family Learning Newsletter April 2020



Area of learning	Focus	Activities	Useful Websites/Apps
Literacy	 <p>Spellings:</p> <ul style="list-style-type: none"> To spell words with 'u' sound spelt 'ou'. To use words with the suffix -ation.  <ul style="list-style-type: none"> To add prefix -in to words to mean 'not'. 	<p>A prefix is a group of letters that can be added to the beginning of a root word.</p> <p>A suffix is a group of letters that can be added to the end of a root word.</p>  <p>Discuss using the prefix -in to mean 'not' and using the suffix -ation to turn verbs into nouns. If the verb ends in e, remove the e before adding -ation.</p> <p>Encourage your child to find words ending with -ation in stories or news articles and words -in as prefix e.g: tolerant- if 'in' is added at the beginning becomes intolerant which means the opposite of being tolerant.</p> <p>Practice using the words in sentences.</p>  <p>Prepositions</p>	<p>Spellings</p> <p>Prefix</p> <p>Suffix</p> 



The Winchester School

Year 3 Family Learning Newsletter April 2020



Grammar:

- To use **prepositions** of time and place.
- To use **connectives** to join sentences.
- To use **Adverbs** of place and time in sentences.

Share with your child that the things in your room are in right places. Some items are in different positions, and you need your child's help to express the right position of the objects.

This activity takes some preparation. You will have to move some things around. For example, you could place some books under a chair, put a clock in a pan, put the fruit basket on a chair or place the CD player behind the door.

Discuss with your child the objects that have been moved around.

Encourage your child to use 'prepositions of place' to make sentences with the place of objects where they are placed.

Connectives:

Discuss how sentences can be extended with connectives.

Encourage your child to choose different connectives to extend sentences.

Talk to your child about connectives that begin sentences. Tap on the link to play a game on connectives.

[Preposition game](#)

[Connective games](#)

[Adverbs game](#)

Adverbs:




Talk to your child about adverbs of Manner.



The Winchester School

Year 3 Family Learning Newsletter April 2020



Text Level:

Non Fiction- Writing an Informal letter

Friendly letters have five parts:

- The Heading
- The Salutation (greeting)
- The Body
- The Closing
- The Signature



Encourage your child to identify adverbs of Manner when performing actions.

Example –

1. Sally walked **gingerly**.
2. The policeman whistled **loudly**.
3. She **often** walks home from her school.
4. He **never** keeps his books back on the shelf.
5. She looked **very** pretty in her new dress.

Encourage your our child to play the Board game –Have you ever?

Talk to your child about the different letters that they have received / sent, from / to your close ones.

Encourage your child to read variations of letters. (letters to friends and family who are far away from home; persuasive letters to their librarian requesting that specific texts to be added to the school library; letter to their favourite author, email, letter to the editor of a kid magazine)

Plan a small party at home, where the child will be in charge of the invitations.





The Winchester School

Year 3 Family Learning Newsletter April 2020



- To write different variations of letters e.g. – informal, invitation letter, thank you, response, etc.
- To retell a story in a letter.
- To read examples of letters written for a range of purposes, e.g. to recount, share, explain, enquire, complain, congratulate.
- To understand structure and layout including use of paragraphs, ways of starting, ending, etc. and ways of addressing different audiences – formal/informal.

Informal Letter

Moral Education:

Different situations and changing feelings.

Why is it important to share our feelings?

How can one understand others' feelings?

How can one be a supportive friend?

Share with your child the details of the party so that the same can be included in the invite.

Talk to your child about how emotions and feelings are an important part of who we are. Ask children to name some feelings, for example, joyful, calm, worried, upset, loved, friendly and peaceful.


Share with your child how it always helps to talk about how you feel and it helps us feel better. **Encourage** your child to express how they feel in words which in turn, will help them to **manage** their feelings better with **self-control**. Give this example, if your sibling takes a toy you like, instead of getting angry, say, "Next time do ask me if you'd like to play with my toy."



Friendly letter



MY FEELINGS MATTER









Measurement

To solve word problems involving real life weights.

Measurement- Capacity (l and ml) :

- To know the relationships between liters and milliliters; choose and use appropriate units to estimate, measure and record measurement

Container	Bottle	Glass	Cup	Mug
				
Estimate				
Measurement				

- To read scales to the nearest 100 ml and also to know how many ml are equal to $\frac{1}{2}$, $\frac{1}{4}$, $\frac{3}{4}$, and $\frac{1}{10}$ of 1 litre.
- To add and subtract capacities using liters and ml.

Talk to your child about the relationship between kilograms and grams and their use in daily life. Then, play a game of “I Spy” with your child, with a focus on weight. For example, you might say “I spy with my eye an object that weighs 2g” or “I spy with my eye an object that is heavier than a kg.” Then have your child predict which object you’ve chosen by estimating and check the prediction with a scale. Have your child write down the objects and their measurements. Then, switch roles!

Share items such as fruits, vegetables and pasta and let your child weigh. Have him/her hold an object in the hand and guess how much it might weigh before putting it on the scale. Examples: How much two apples will weigh as opposed to one apple, or how much a cup of cooked pasta will weigh as opposed to dry pasta

Share, Talk and Encourage –Give five or six containers and ask your child to estimate, measure and record their measurements. Now tell them to compare their readings and find out the difference between the capacity of any two containers.

Encourage your child to record the measurements of a coffee cup, glasses, a large juice container, a medicine



1 kilogram = 1000 grams

[Mass Word problem](#)

[Capacity Games](#)

[Capacity Game](#)



cup and a teaspoon. Ask your child to share the capacity of each and compare the capacity of all the containers.

Challenge –

Capacity Investigation

- You have 2 cups. When one cup is full it holds 500ml, when the other cup in full it holds 300ml.
- Neither cup has an markers on it so you can only use full cups.
- You cannot use half cups or any other estimated amounts.
- Using the full 500ml and 300ml cups, can you make each of these amounts?
- There may be more than one solution. An example has been done for you.



- A. 100ml =
- B. 200ml =
- C. 300ml =
- D. 400ml =
- E. 500ml =
- F. 600ml =
- G. 700ml =
- H. 800ml =
- I. 900ml =
- J. 1000ml = 500ml+ 500ml = 1000ml

UNIT – HELPING PLANTS GROW WELL

Talk to your child about different types of plants they see around. Ask them how are they different from each other. Encourage them to focus on the different types of stem – some plants like climbers and creepers have weak stem where as a palm tree has strong trunk, compare the

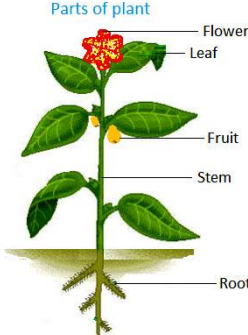
Plants



The Winchester School

Year 3 Family Learning Newsletter April 2020




<p>Science</p>	<p>To identify and name different plants in the environment and compare them.</p> <p>To describe the functions of various parts of plants that is stem, leaves, flowers and roots.</p> <p>To explain the function of roots as an important part of a plant.</p> <p>To identify two different types of roots.</p> <p>To investigate factors affecting plant growth.</p>	<p>leaves of different plants – cactus, date palm, shrubs, bushes etc. Show your child pictures of plants growing in swamps e.g. mangroves where the roots grow above the ground to enable the plant to breathe.</p> <p>Share with your child the functions of different parts of the plant. Tell them there are some plants whose parts perform a different function. For example the stem of the cactus plant prepares food for the plant and not the leaves. The leaves are thorny which help to reduce loss of water and also protect the cactus from being eaten by animals.</p> <p>Roots: anchor the plant and absorb water and minerals from the soil.</p> <p>Stem: transports water and minerals from the roots to the leaves and food from the leaves to different parts of the plant.</p> <p>Leaf: is known as the kitchen of the plants. It prepares food with the help of carbon dioxide, water, sunlight, chlorophyll. This process is called photosynthesis.</p> <p>Flower: helps in reproduction of new plants.</p>	<p>Types of Plants</p> <p>Parts of a Plant</p>  <p>How plants grow?</p> <p>Needs of a Plant</p>
-----------------------	--	---	--



The Winchester School

Year 3 Family Learning Newsletter April 2020



		<p>Share and discuss with your child the factors which affect the growth of a plant such as sunlight, water and minerals.</p> <p>Encourage your child to observe the surroundings, click pictures of different types of plants and stick it in their picture album or create a power point.</p> <p>Encourage your child to sow some seeds in cotton. Observe how the seed germinates, identify which part comes out first, find out what it is called. Click pictures or draw the different stages of germination.</p>	 <p>Plant growth</p> <p>Germination- growing beans</p>
	<ul style="list-style-type: none"> • To research what makes the UAE special and explore its landmarks • To identify the natural resources of the UAE • To explore the Arabian Peninsula and locate the Arabian Gulf countries on the map 	<p>Welcome to the UAE</p> <p>Talk with your child about the different tourist spots in the UAE, what makes the country so special and its achievements.</p> <p>Natural Resources of the UAE</p>	<p>Landmark in UAE</p> <p>The World Atlas</p>



The Winchester School

Year 3 Family Learning Newsletter April 2020



UAE Social Studies		<p>Share with your child the simple compass directions, how the natural resources of the UAE shaped the way people lived in the past and how they live now.</p> <p>The Arabian Gulf</p> <p>Encourage your child to use an atlas, globe or digital map to locate the Arabian Gulf, the Arabian Peninsula, the Arabian Gulf countries and the seas that border these countries.</p>	
Humanities	<p>To explore where and when the Ancient Egyptian civilization existed and place it on a timeline.</p> <p>To locate Egypt on a map.</p> <ul style="list-style-type: none">To explore life in ancient Egypt by looking at artefacts and structures.To devise historically valid questions about change, cause, similarity and differences by learning about the daily lives of the people of ancient Egypt.	<p>Encourage your child to locate Egypt and its neighbouring countries on a map.</p> <p>Talk about the objects (artefacts) and structures that have survived in Egypt and what we can learn from them about the lives of the ancient Egyptians.</p> <p>Encourage your child to research Ancient Egypt.</p> <p>Explore the location, climate and terrain of Egypt and how this had helped the people.</p>	<p>Ancient Egypt</p> <p>Ancient Egyptians</p> <p>http://www.primaryhomeworkhelp.co.uk/Egypt.html</p> <p>https://www.ducksters.com/history/ancient_egypt.php</p>
Arabic for Arabs	<p>* مالك النسر الذهبي</p> <p>- أن يفسر التلميذ المفردات الجديدة في القصة باستخدام القاموس المصور .</p> <p>- أن يقرأ التلميذ قراءة جهريّة سليمة مراعيًا التنغيم والضبط السليم .</p>	<p>يستطيع السيد ولي الأمر أن يساعد الطالب عن طريق: حث التلميذ على استخدام الكلمات الجديدة في تعبيراته داخل المنزل. مساعدة التلميذ على القراءة السليمة لقصة " مالك النسر الذهبي" مساعدة التلميذ في الربط بين خبراته ومعلوماته السابقة وبين ما يتعرفه من معلومات جديدة.</p>	<p>فيلم قصير -- عن الصداقة (بيت الشجرة)</p> <p>الجملة الاسمية والجملة الفعلية</p>



The Winchester School

Year 3 Family Learning Newsletter April 2020



	<p>- أن يجيب التلميذ عن أسئلة تظهر فهمه للفكر الرئيسية والفكر الفرعية مستعيناً بالنص.</p> <p>- أن يجمع التلميذ كلمات من محيط لغوي واحد موضوعاً الفرق في دلالاتها.</p> <p>- أن ينشئ التلميذ جملاً فعلية .</p> <p>- أن يحدد التلميذ عناصر القصة .</p>	<p>مساعدة التلميذ في تكوين جمل فعلية عن حياته خارج المدرسة. مساعدة التلميذ في كيفية جمع كلمات من المحيط الذي حوله وتوظيفها في سياقات جديدة .</p> <p>- توفير بعض الفيديوهات عن أسلوب الجملة الفعلية .</p> <p>يمكن لولي الأمر الدخول من خلال الرابط المرفق لموقع قناة اللغة العربية والتربية الإسلامية الخاص بمدرسة ونشستر ومتابعة التسجيلات الخاصة بالدروس ومشاركتها مع التلميذ وتدوين ما تعلمه في دفتره المدرسي.</p>	<p>منصة أقرأ بالعربية</p> <p>قناة اللغة العربية والتربية الإسلامية بمدرسة ونشستر</p>
<p>Arabic for Non Arabs</p>	<p>(الحيوانات الأليفة) Pets</p> <ul style="list-style-type: none">- To create sentences about the pets.- To describe the pets using new vocabulary and adjectives.- To express the opinion in different pets.- To compare between the pets.	<p>In every lesson, we provide the students with new words With their meanings to help your child memorize and use in sentences of his/her own.</p> <p>-Ask your child to speak about his favourite pets.</p> <p>-Ask your child to describe the pets' shop, which he visited before.</p> <p>- Go through the links on the Arabic YouTube channel so that you can help your child learn more at home about the topic.</p>	<p>Learn Arabic Writing</p> <p>ARABIC ACTIVITIES</p> <p>Pets in Arabic</p> <p>ARABIC COLOURS</p> <p>I Read Arabic</p> <p>Arabic and Islamic YouTube Channel</p>
<p>Islamic for Arabs</p>	<p>سورة البلد</p> <p>أن يوضح الطالب المعنى الإجمالي للآيات .</p> <p>أن يفسر الطالب بعض الآيات .</p> <p>أن يستنتج الطالب فضل الإيمان في الدنيا والآخرة .</p> <p>صلة الأرحام</p> <p>أن يستنتج الطالب مفهوم صلة الرحم .</p> <p>أن يوضح الطالب بعض صور صلة الرحم .</p> <p>أن يستنتج فضل صلة الرحم .</p>	<p>مساعدة التلميذ في حفظ بعض آيات سورة البلد.</p> <p>مساعدة التلميذ في تفسير بعض آيات سورة البلد .</p> <p>تشجيع التلميذ على الاقتداء بأخلاق الرسول والصحابة الكرام .</p> <p>حث الطالب على صلة رحمه.</p> <p>تشجيع الطالب على التعاون مع الآخرين .</p>	<p>التعاون</p> <p>سورة البلد المصحف المعلم</p> <p>قناة اللغة العربية والتربية الإسلامية بمدرسة ونشستر</p>



The Winchester School

Year 3 Family Learning Newsletter April 2020



	<p>التعاون سر النجاح : أن يعدد الطالب صور التعاون . أن يستنتج الطالب فضل التعاون. أن يدلل على فضل التعاون من القرآن والسنة .</p>	<p>يمكن لولي الأمر الدخول من خلال الرابط المرفق لموقع قناة اللغة العربية والتربية الإسلامية الخاص بمدرسة ونشستر ومتابعة التسجيلات الخاصة بالدروس ومشاركتها مع التلميذ وتدوين ما تعلمه في دفتره المدرسي.</p>	
<p>Islamic for Non Arabs</p>	<p>Unite 4 - Lesson 4: Abu Bakr As-sideeq, may Allah be pleased with him. Learning Objectives:</p> <ol style="list-style-type: none">1- To indicate the ancestry of Abu Bakr As-sideeq, may Allah be pleased with him2- To infer the effects of the true belief of Abu Bakr As-Sideeq, may Allah be pleased with him, in the Prophet (P.B.U.H).3- To explain the characteristics of Abu Bakr As-Sideeq, may Allah be pleased with him.4- Analyze Abu Bakr As-sideeq, may Allah be pleased with him in his true love for Allah (glory be to Him) and the Prophet (P.B.U.H).	<ol style="list-style-type: none">1- Talk to your child about Abu Bakr As-sideeq, May Allah be pleased with him.2- Encourage your child to follow the characteristics of Abu Bakr As-siddeeq, may Allah be pleased with him.3- Encourage your child to learn Surah-Al-Balad.4- Encourage your child to learn Duaa taught in class5- Encourage your child to colour monthly prayer chart and answers in book ISLAM MY WAY OF LIVING as per the topic he studies.6- Encourage your child to be a good example of the good manners in the life.7- - Go through the links on the Arabic YouTube channel so that you can help your child learn more at home about the topic.	<p>Abu Bakr (RA) Islamic Kids Stories</p> <p>Surat Al Balad (The City)</p> <p>Arabic and Islamic YouTube Channel</p>