









The Winchester School

Family Learning Newsletter -Year 5- April 2020

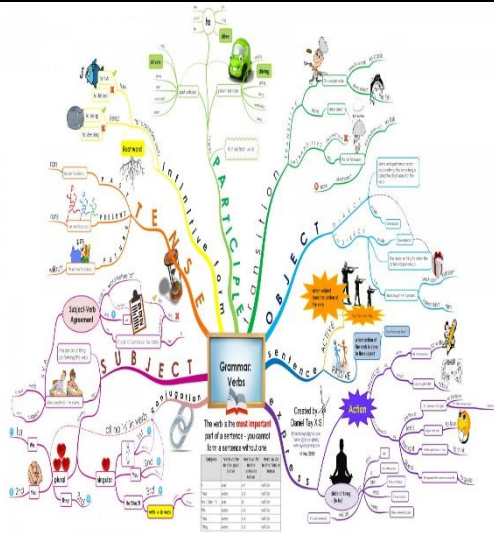


Area of learning	Focus	Home activities/How can you help your child at home	Useful website
<p>Literacy</p>	<p><u>Spelling:</u> To spell homophones To use words with /i/ sound spelt 'ei' after c. To convert nouns or adjectives into verbs using suffixes. The use words containing the letter string - ough</p> <div data-bbox="405 692 882 959" style="border: 1px solid black; border-radius: 15px; padding: 10px; text-align: center;"> <p>LOOK </p> <p>SAY </p> <p>COVER </p> <p>WRITE </p> <p>CHECK </p> </div> <p><u>Punctuation:</u> Boundaries between clauses Brackets, dashes and commas</p> <p><u>Grammar:</u> Expanded noun phrases Relative clauses Formal and Informal language</p>	<p><u>Talk and Encourage the children to do the following:</u></p> <p>Together follow the link below and practice homophones <u>More about Homophones</u></p> <p>Practice the use of 'ei' words from the link below: <u>Worksheets on -ei words</u></p> <p>Share and explore the different suffixes in detail.</p> <p>Follow the link below to know more about – ough words and rules of using them. <u>- ough letter string</u></p> <div data-bbox="952 895 1621 1251" style="border: 1px solid green; padding: 5px;"> </div> <p>Click on the following link to explore about Expanded noun phrases: <u>What is an expanded noun phrase?</u></p>	<p><u>Useful sites for grammar:</u></p> <p><u>Homophone worksheet</u></p> <p><u>ie - word list</u></p> <p><u>Suffixes</u></p> <div data-bbox="1666 651 2063 874" style="border: 1px solid pink; padding: 10px; text-align: center;"> <p>GRAMMAR BASICS</p> </div> <p><u>Clauses</u></p> <p><u>Punctuations</u></p> <p><u>More about punctuations</u></p> <p><u>More about Expanded noun phrases</u></p>



The Winchester School

Family Learning Newsletter -Year 5- April 2020

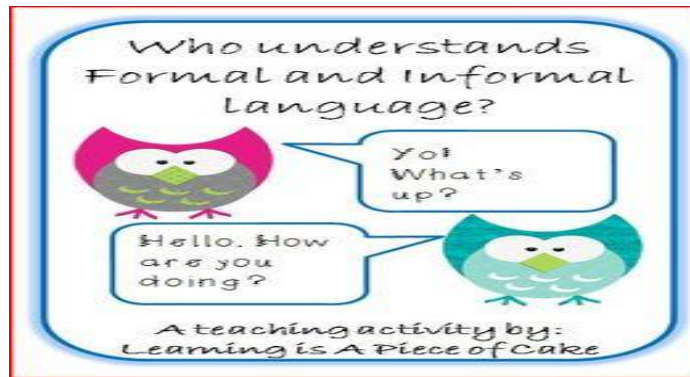


Text Level:
Non-Fiction - Formal Letters:


- To write using the conventions of formal letter writing.
- To present your **point of view** when composing a letter.
- To analyse the features of a formal letter.
- To edit and present their own formal complaint letters that will communicate information effectively.

Link with Moral Education
UNIT 1: Character and Morality
Lesson 5: Prejudgements

Discuss the use of formal and informal language in speaking and writing.
Together watch the link below and discuss the use of formal and informal words and phrases in writing and talking.
Formal and informal language



Gather information and list out the difference between formal and informal writing.
Share ideas to deepen the understanding about the formal and informal language in talking and writing.
Read formal letters online and analyse the features of a letter of complaint.
Discuss the use of persuasive language and how effectively it can be used in communication to achieve desired result.



Formal letters

Formal and informal language





Success_Criteria
_Formal_Letter.doc



The Winchester School

Family Learning Newsletter -Year 5- April 2020

	<p><u>Myths and Legends:</u></p>  <ul style="list-style-type: none"> •To differentiate between Myths, legends and fables. •To use adjectives and adverbs to describe the characteristic features of monsters. •To listen to a rap version of a myth and appreciate how rhythm and rhyme bring the story alive. •To design / create a monster of their own for the myth. 	<p>Together read Myths like – Theseus and the Minotaur and discuss the way it is written and to understand their strong links to traditional tales.</p> <p>Please follow the link below to read few Myths and Legends from across the world.</p> <p><u>Myths and Legends</u></p> <p>The above link can also be used to create your own Myths and Legend story.</p> <p>Encourage them to make their own monsters and describe them with powerful adjectives. Also you can encourage them to log on to <u>Greek Myths</u>- choose Myths and legends from the English section and read the beginning of any Greek myth and ask them to predict what will happen next.</p>	<p><u>Myths and Legends</u></p> <p><u>Myths and Legends to read</u></p>  <p>Interactive reading passages online:</p> <p><u>COMPREHENSION PASSAGES</u></p>
<p>Numeracy</p>	<ul style="list-style-type: none"> • To measure and draw lines to the nearest millimetre. 	<p>Encourage your child to measure items you find at home, using a centimeter- millimeter ruler. If the item is not exactly as long as the markers on the ruler, choose the nearest mark.</p> <p>Encourage your child first to see how many whole centimeters long the line is. Then count</p>	<p><u>Measurement of length</u></p> <p><u>Weight games</u></p>

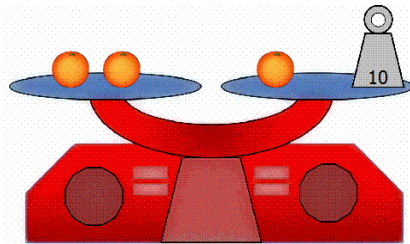


The Winchester School

Family Learning Newsletter -Year 5- April 2020



- To convert from one unit of measure to another (mm, cm, m, km)
- To explore standard units of weight and convert from one given unit to another and present as whole numbers, fractions or decimals that are the same.



- To explore and use approximate equivalences between metric units and common imperial units such as litres and millilitres.

how many little millimeter-lines beyond that it reaches e.g. A line is 2 cm 3 mm long. At the same time, it is 23 mm long. Why?

Discuss together the number of kilometers travelled by you while going to work or supermarket and convert the same to meters and vice versa.

Encourage your child to calculate the weight of each nutrient on a food packet in grams.

Metric units of mass: Mass is measured in grams (g), kilograms (kg) and tons. These are known as metric units of mass.

$$1 \text{ kg} = 1000 \text{ g}$$

$$1 \text{ ton} = 1000 \text{ kg}$$

Encourage your child to understand and use approximate equivalences between metric units and common imperial units such as litres and millilitres *have e.g. 2 L of water*. I need to divide it into 5 smaller jugs equally. How much water in ml will be in each of the five small jugs?

Child would need to know that 2 litre is the same as 2000ml. They would then need to divide 2000 by 5 to make 400ml.

Challenge:

Zoe's pick-a-mix weighed 0.64kg. She then added a jelly snake at 122g, and a lollipop

Measurement games

Convert metric units

Capacity games

ipad App:



<https://itunes.apple.com/us/app/itooch-math-grade-5-lite/id423778662?mt=8>

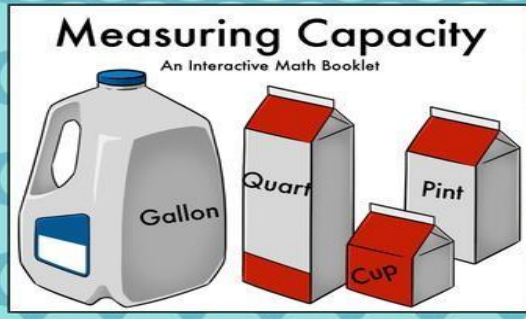

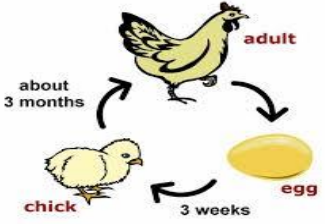
<https://itunes.apple.com/en/app/motion-math-zoom/id451793073?mt=8>
<https://itunes.apple.com/us/>



The Winchester School

Family Learning Newsletter -Year 5- April 2020



		<p>at 0.168kg. How much did Zoe's pick-a-mix weigh altogether?</p> <p>She then divided the pick-a-mix equally into 5 bags. How much did each bag weigh?</p>	<p>app/place-value-mab/id507890987?mt=8</p>
Science	Living Things And Their Habitats <ul style="list-style-type: none">• To compare the life cycle of birds and mammals.• To compare the life cycle of amphibians and mammals.• To compare the life cycle of insects and mammals.	<p>Talk with your child the physical characteristics of all birds (hen, sea gull, duck etc.) and talk to them about the difference in life cycles of birds and mammals.</p>  <p>Share with your child the physical characteristics of amphibians and talk to them about the life</p>	 <p><u>Life cycle of birds</u></p>



The Winchester School

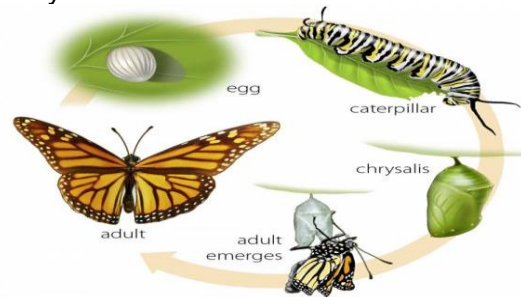
Family Learning Newsletter -Year 5- April 2020



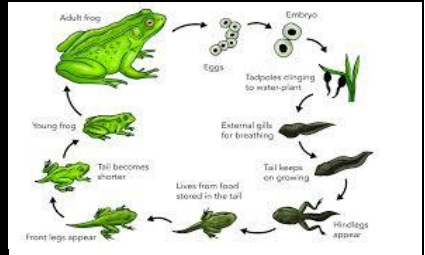
- To compare Complete and Incomplete metamorphosis.

cycle of amphibians (Frog, salamander) and mammals.

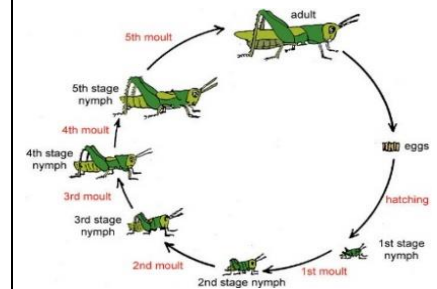
Discuss with your child the characteristics of insects,(Grass hopper, Butterfly etc) and their lifecycle.



Life Cycle of Butterfly



Life Cycle of Frogs



Lifecycle of Grass hopper



The Winchester School

Family Learning Newsletter -Year 5- April 2020

<p>Humanities</p> <p>Ancient Greece – a study of Greek life</p> <p>What were schools like in ancient Greece?</p>	<p>To explore the similarities and differences between ancient Greek schools and our schools today.</p>	<p>Encourage your child to research what school was like in ancient Greece. Discuss together:-</p> <ol style="list-style-type: none">1. Did all children go to school?2. How old were the children when they started and left school?3. What subjects did they learn at school?4. What did they write with?5. Was school different in different city-states?6. Was school different for boys and girls?7. What games did they play?8. What equipment did they have? <p>Talk about the similarities and differences between their school today and the ones in ancient Greece.</p> <p>Activity: Share time together making a comparison chart on it. Research and complete the chart using recycled paper or an old notebook.</p>	<p>http://www.primaryhomeworkhelp.co.uk/greece/schools.htm</p> <p>https://historylink101.com/2/greece3/education.htm</p> <p>https://study.com/academy/lesson/ancient-greek-schools-lesson-for-kids.html</p> <p>https://greece.mrdonn.org/education.html</p> <p>https://www.historyforkids.net/greek-education.html</p>
---	---	--	--



The Winchester School

Family Learning Newsletter -Year 5- April 2020



<p>Ancient Greece – achievements and their influence on the western world.</p> <p>To find out how the Greek language has influenced the words we use today.</p>	<p>To explore which Greek words we use today and why</p> <p>To select words with Greek origins from a dictionary.</p> <p>To recognize that words with certain prefixes and suffixes are likely to be Greek in origin.</p>	<p>Encourage your child to look up at the meaning/definition of the word “history” in the dictionary. Ask your child if they can identify where the word “history” comes from? Share that the word “history” is derived from the Greek word, “historia” which means enquiry or finding out.</p> <p>Share some time and together with your child create a word bank of English words with Greek origins.</p> <p>Talk about the English words that have Greek prefixes or suffixes and create a mini booklet for the same.</p>	<p>https://www.brighthubeducation.com/english-homework-help/100457-greek-roots-the-key-to-english-language/</p> <p>https://www.dailywritingtips.com/list-greek-words/</p>
<p>UAE Social Studies</p> <p>1. Focus on Natural Resources -</p>	<p>To explore the various natural resources that are produced by different countries in the Middle East based on their location.</p>	<p>Encourage your child to find out the meaning of these words and use them in their work: ore, potash, arable, zinc, asbestos, chromium, gypsum, marble, phosphate, crude.</p> <p>Share time together identifying the Middle Eastern countries using an atlas/ world map. Create a map of this region and label these countries.</p>	<p>https://www.worldatlas.com/webimage/countrys/me.htm</p> <p>http://teachmiddleeast.lib.uchicago.edu/foundations/geography/essay/essay-01.html</p>



The Winchester School

Family Learning Newsletter -Year 5- April 2020



<p>the Middle East.</p>		<p>Encourage your child to research the various natural resources found in the Middle East and jot down their findings in a table.</p> <p>Talk about the uses of various natural resources found in the Middle East, in our daily life. Prepare a poster of them.</p>	<p>https://en.wikipedia.org/wiki/Middle_East</p>
<p>2. Central Asia - Focus on Natural Resources</p>	<p>To explore the various natural resources found in Central Asia.</p>	<p>Encourage your child to find out the meaning of these words and use them in their work: political map, physical maps, thematic maps</p> <p>Share time together identifying the countries in Central Asia and list at least five of them.</p> <p>Talk about</p> <ul style="list-style-type: none"> • the natural resources of Central Asia. • the climate there. • how the climate affects the natural resources. • what the landscape looks like. <p>Use your Creativity:</p> <p>Central Asia was inhabited by nomadic people who rode horses and lived from the land.</p> <p>Ask your child to imagine themselves living in</p>	<p>https://www.worldatlas.com/articles/the-countries-of-central-asia-by-population.html</p> <p>https://www.carecprogram.org/?feature=central-asia-atlas-natural-resources</p> <p>https://www.traveldiariesapp.com/en/PublicDiary/fcfadaa5-fc37-403d-96cc-9e7072828291/Chapter/e9f5f93c-742c-44de-b93f-aa57fb3236c1</p>



The Winchester School

Family Learning Newsletter -Year 5- April 2020

		Central Asia and to write a diary entry of a typical day there. Make sure to mention the natural resources.	
Arabic for Arabs	<p>قصة صوت المحبة</p> <p>أن يحدد التلميذ الفكرة الرئيسة والأفكار الداعمة. أن يحول التلميذ حدثاً من أحداث القصة إلى حوار. أن يحدد التلميذ السمات الداخلية والسمات الخارجية لشخصيات القصة. أن يحلل التلميذ عناصر القصة . أن يحدد التلميذ السمات الفنية للقصة. أن يحدد التلميذ علاقات التضاد والترادف بين الكلمات. إنَّ وأخواتها أن يحلل التلميذ جملة إنَّ وأخواتها . أن يعرب التلميذ جملة إنَّ وأخواتها. أن يميز التلميذ بين دلالة واستخدام كل حرف من إنَّ وأخواتها.</p>	<p>- قراءة القصة وتحديد الفكرة الرئيسة والأفكار الداعمة. - تحديد السمات الداخلية والسمات الخارجية لشخصيات القصة. - التمييز بين الحوار الداخلي والحوار الخارجي. - مساعدة التلميذ في تلخيص القصة وكتابة نهاية جديدة للقصة. - مساعدة التلميذ في البحث عن لغويات النص بالمعجم المدرسي. - مساعدة التلميذ في كتابة ملخص للقصة بأسلوبه. يمكن لولي الأمر الدخول من خلال الرابط المرفق لموقع قناة اللغة العربية والتربية الإسلامية الخاص بمدرسة ونشستر ومتابعة التسجيلات الخاصة بالدروس ومشاركتها مع التلميذ وتدوين ما تعلمه في دفتره المدرسي.</p>	<p><u>الجملة الاسمية والجملة الفعلية</u> <u>إنَّ وأخواتها</u> <u>منصة أقرأ بالعربية</u> <u>قناة اللغة العربية والتربية الإسلامية بمدرسة ونشستر</u></p>
Arabic for Non Arabs	<p>Celebrities: (famous personalities) (شخصيات مشهورة) To describe your favourite “star” and talk about their specialization and important events in their lives. To describe the famous personalities in the world. To express the opinion of famous personalities.</p>	<p>Encourage your child to learn the new vocabulary from notebook and dictionary. Ask your child to speak about their school time and home time. Go through the links on the Arabic YouTube channel so that you can help your child learn more at home about the topic.</p>	<p><u>Arabic grammar for beginners</u> <u>Arabic vocabulary with meaning and pronunciation</u> <u>I Read Arabic</u> <u>Arabic and Islamic YouTube Channel</u></p>



The Winchester School

Family Learning Newsletter -Year 5- April 2020

	<p>The school time (وقتي المدرسي)</p> <ul style="list-style-type: none">- To describe a day in school.- To compare between school time and home time.- To analyse an article about school time.- To express their opinion of the school time and home time.		
Islamic for Arab	<p>سورة النبأ</p> <p>1 – أن يفسر التلميذ أول عشر آيات من سورة النبأ . 2 – أن يستنتج التلميذ دلالات قدرة الله تعالى من الآيات الكريمة . 3 – أن يصف التلميذ أحداث يوم القيامة.</p> <p>الطريق إلى الجنة</p> <p>أن يفسر التلميذ معنى الحديث الشريف . أن يوضح التلميذ صور حسن الخلق . أن يستنتج التلميذ ثواب حسن الخلق .</p> <p>آداب الطريق</p> <p>أن يستنتج التلميذ آداب الطريق . أن يوضح التلميذ ثمرات التأداب بآداب الطريق .</p>	<p>مساعدة التلميذ في حفظ الآيات المدروسة من سورة النبأ . مساعدة التلميذ في تفسير بعض الآيات من سورة النبأ . حث التلميذ على حسن الخلق في التعامل مع الناس . مساعدة التلميذ في البحث عن بعض الآيات القرآنية الكريمة والأحاديث الشريفة التي تدل على حسن الخلق .</p> <p>يمكن لولي الأمر الدخول من خلال الرابط المرفق لموقع قناة اللغة العربية والتربية الإسلامية الخاص بمدرسة ونشستر ومتابعة التسجيلات الخاصة بالدروس ومشاركتها مع التلميذ وتدوين ما تعلمه في دفتره المدرسي.</p>	<p><u>سورة النبأ المصحف المعلم</u></p> <p><u>الرفق للأطفال</u></p> <p><u>آداب الطريق</u></p> <p><u>قناة اللغة العربية والتربية الإسلامية بمدرسة ونشستر</u></p>
Islamic non-Arab	<p>Surat An-Nabaa</p> <ol style="list-style-type: none">1. To recite the holy verse properly and correctly.2. To explain the vocabulary of the verses.3. To infer the signs of Allah's power in the universe.	<ol style="list-style-type: none">1- Share the given link with your child and practice to recite the holy verse properly and correctly.2- Speak with your child about the signs of Allah's power in the universe.3- Share with your child the general meaning of the Hadith.4- Talk with your child about the aspects of tolerance of Islam.	<p><u>Surat An-Nabaa</u></p> <p><u>The ease of Islam</u></p>



The Winchester School

Family Learning Newsletter -Year 5- April 2020

	<p>Make things easy (A Noble Hadith).</p> <ol style="list-style-type: none"> 1- To explain the importance of choosing easiest of matters in Islam. 2- To explain the aspects of tolerance of Islam. 	<p>5- Encourage your child to colour monthly prayer chart and answers in book ISLAM MY WAY OF LIVING as per the topic he studies.</p> <p>Go through the links on the Arabic YouTube channel so that you can help your child learn more at home about the topic.</p>	<p style="text-align: center;"><u>Arabic and Islamic YouTube Channel</u></p>
<p>French</p>	<p><u>Unit: Les matières scolaires</u></p> <ul style="list-style-type: none"> • To identify school subjects. • To give opinions and justifications about school subjects. • To identify time in French. 	<p>Talk about different school subjects you like and dislike, try to give justifications to your opinion.</p> <p>Encourage students to keep exploring the links given in the next column.</p>	<p>https://www.youtube.com/watch?v=Eb6vIJwi0AY</p> <p>https://www.youtube.com/watch?v=DjNHrDN5C4Q</p> <p>https://quizlet.com/_4bdqw6</p>