





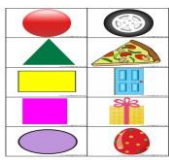








# The Winchester School

## Family Learning Newsletter FS 1 – December 2020



Area of learning	Focus	Home activities/How can you help your child at home	Useful websites
<b>Prime Area</b> <b>Personal, Social and Emotional Development</b>	<b><u>Making Relationships:</u></b> Demonstrates friendly behaviour, initiating conversations and forming good relationships with peers and familiar adults.	<b>Encourage</b> your child to talk about how they spent their day at school / home. Initiate talk by sharing your experiences. Share stories and videos on good manners. <b>Encourage</b> your child to talk to extended family members. <b>Share</b> stories about friendly behaviour.	<a href="#">I have friends-Rhyme</a> <a href="#">Little Mandy manners</a> <a href="#">What makes a good friend</a> 
<b>Communication and Language</b>	<b><u>Listening and attention:</u></b> Focusing attention – still listen or do, but can shift own attention.	<b>Encourage</b> your child to have focus while you are talking to them. It is important to check you have the child's attention before giving them directions. Alert the child by making a comment e.g. 'that's good' then maybe suggest a way they could modify the task.	
<b>Physical Development</b>	<b><u>Moving and handling:</u></b> Draws lines and circles using gross motor movements.	<b>Encourage</b> your child to make lines and circles when they are busy playing in sand or swimming in the water or using a doodle board, etc.  <b>Encourage</b> children to do beading activity by giving them a lace and pasta or other suitable materials. Let them create beautiful art by tearing and pasting newspaper or magazine papers. These activities encourage eye-hand coordination and fine motor skills development.	 <a href="#">Round and round we go-song</a>  
<b>Specific Area Literacy</b>	<b><u>Reading:</u></b> Shows interest in illustrations and print in books and print in the environment.	<b>Share</b> books together in a positive way. Read picture books together and <b>encourage</b> them to create their own story. Use the environment as a teacher. • At the shop, read the labels with your child, skimming the words with your finger so your child can follow the print.  <b>Talk</b> to your child about being a good listener and listen to their response.	  
<b>Mathematics</b>	<b><u>Shape, space and measure:</u></b> Shows an interest in shape and space by playing with shapes or making arrangements with objects.  <b>Books on Shapes:</b>	<b>Encourage</b> children to find shapes around them e.g. round sun, rectangular carpet... <b>Talk</b> about the shapes they see and use, how they are arranged and used in construction. <b>Talk</b> about the shapes while building blocks and why a particular shape is used and how	 <a href="#">Matching shapes with real life objects.</a>

	Shapes, Shapes, Shapes by Tana Hoban The Greedy Triangle by Marilyn Burns Round is a Mooncake by Roseanne Thong		<a href="#">Sammy's Shape</a> 
<b>Understanding the world</b>	<b>Technology:</b>  Shows skills in making toys work with knobs or pulleys, or real objects such as cameras or mobile phones.	<b>Encourage</b> your child to develop skills as they become familiar with simple equipment at home like twisting or turning a knob, winding toys, playing the CD player with the help of the remote, operating the I pad or mobile phones.	
<b>Expressive Art and Design</b>	<b>Being Imaginative:</b> Uses available resources to create props to support role-play.	<b>Encourage</b> them to make different props like models of famous buildings of UAE like Burj Khalifa, Burj Al Arab and Grand Mosque and symbols of UAE like National Flag, Emblem, national tree, animal and bird using sustainable materials. They can also make props for their favourite rhyme. <b>Encourage</b> your child to give ideas and what resources will be needed to make the props. <b>Encourage</b> your child to use / play with different materials to enhance their creativity.	<a href="#">Fun role playing ideas for kids</a>  <a href="#">Wheels on the bus role play</a>
<b>Music and Movement</b>	<b>Hearing and Listening</b> Describes the sound of instruments eg scratchy sound, soft sound.	<b>Encourage</b> your child to listen to different instruments and ask them to describe the sound, whether it is a scratchy sound, soft sound or a loud sound.	 <a href="#">Move to the sound</a>
	<b>Coming up events:</b> <b>1<sup>st</sup> December: Commemoration Day (Holiday)</b> <b>2<sup>nd</sup> December: National Day (Holiday)</b> <b>3<sup>rd</sup> December: National Day (Holiday)</b> <b>9<sup>th</sup> December: PTM from 8:30am to 4:00pm (Non instructional day for students)</b> <b>13<sup>th</sup> to 31<sup>st</sup> December: Winter Break</b>		