




The Winchester School

Family Learning Newsletter -Year 6- December 2020




Area of Learning	Focus	Home activities/How can you help your child at home	Useful website
Literacy	<p>Spelling</p> <p>Adding the 'ee' sound spelt 'ei' after 'c'</p> <p>Lesson Objective: To add 'ee' sound spelt 'ei' after 'c' words.</p> <p>.</p> <p>Punctuation</p> <p>To analyse and understand the use of speech marks in dialogues.</p>	<p>Encourage your child to follow the appropriate usage.</p> <p>Rules</p> <p>The rhyme 'i before e, except after c' can help you to spell the ee sound. After c, the letters that make the ee sound are the other way around: e comes before i.</p> <p>Share with your child that there are a number of exceptions to the rule. These exceptions just need to be learned.</p> <p>Encourage your child to use speech marks for spoken words and not to use them for unspoken words.</p> <p>Also teach them rules to include punctuation mark before closing the speech marks</p> <p>Eg: In a direct speech sentence, we would narrate Iggy's spoken words like this:</p> <p>"I bid you farewell Earthlings!" shouted Iggy from his spaceship.</p> <p>If we were writing an indirect speech sentence, we would narrate Iggy's spoken words like this:</p> <p>From his spaceship, Iggy bid farewell to the Earthlings.</p>	<p>https://www.spellzone.com/word_lists/list_search.cfm?words=I+BEF+ORE+C</p> <p>https://www.spellzone.com/word_lists/list_search.cfm?words=EI+BEF+ORE+C</p> <p>Anagram</p> <p>Word Search</p> <p>Word Game</p>  <p>https://jeopardylabs.com/play/commas-and-quotation-marks</p> <p>Punctuation quiz</p>



The Winchester School

Family Learning Newsletter -Year 6- December 2020



	<p>Grammar</p> <p>To use 1st 2nd and 3rd person accurately within a sentence.</p> <p>Text Level- Playscript</p>	<p>Talk to your child regarding the use of 1st 2nd and 3rd person in a sentence and how it varies while being used in different types of text.</p> <p>Encourage your child to try converting 1st person to 3rd person and vice versa.</p> <p>Encourage them to enact a role in a play.</p> <p>Talk about the different plays or stage shows they've watched.</p> <p>Share the Prezi on elements of classic tragedy with your child. Explore, discuss and understand the elements involved in the tragedies. Read the story of Macbeth with your child and analyse the elements mentioned and justify the same with evidence from the story.</p> <p>Encourage your child to read another tragedy and compare the elements of tragedy and evaluate the differences and similarities.</p>	<p></p> <p>https://www.softschools.com/queries/grammar/quotation_marks/quiz1632.html</p> <p>Thesaurus</p>
--	--	---	--



The Winchester School

Family Learning Newsletter -Year 6- December 2020



	<p>To analyse the elements of classic tragedy. To extend learning beyond Macbeth. To estimate the power of ambition and persuasion. To judge and legitimate the actions of Macbeth and Lady Macbeth, from the series of events. To analyze the features of a play script and dramatize the given situation from Macbeth.</p> <p><u>Moral Education Link</u></p> <p>Unit: The Individual and the Community Topic: Taking Responsibility for Oneself and Others</p> <p>-The environment is my responsibility.</p>	<p>Share real-life examples of people who cause destruction to mankind due to ambition. Talk about World War.</p> <p>Encourage your child to read Macbeth and discuss the roles of Macbeth and Lady Macbeth. The way Lady Macbeth provoked Macbeth to do the heinous crime and how he was haunted by his conscience. Discuss and analyse the characters and their actions.</p> <p>Encourage your child to choose a character and do a role play to emote feelings of the character.</p> <p>Talk to your child to create an awareness of environmental issues locally and at national and global level.</p>	<p>Macbeth- short version</p> <p>Macbeth -play script</p>
<p>Numeracy</p>	<p>To identify common factors, common multiples and prime numbers.</p>	<p>Encourage your child to play the factorization hangman game.</p>	<p>prime numbers</p>



The Winchester School

Family Learning Newsletter -Year 6- December 2020

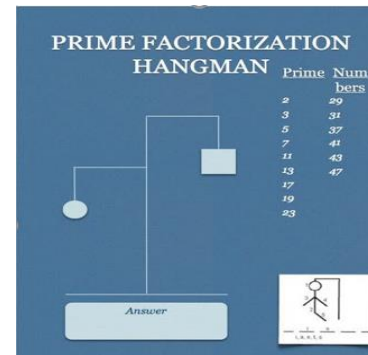


Prime vs. Composite Numbers

Prime have only 2 factors: (1 and itself) 2,3,5,7,11	Composite have more than 2 factors 4,6,8,9,12,14
---	--

0 and 1 are neither

Write the composite number in the square. Now let child choose a prime number listed alongside. If the prime number is the factor of the composite number, put below the square to extend the tree. If not draw the body(then arms legs)



[prime numbers 1](#)

[Multiplication games](#)



The Winchester School

Family Learning Newsletter -Year 6- December 2020



To multiply multi-digit numbers up to 4 digits by a two-digit whole number using the formal written method of long multiplication.

ACTIVITY

Grid method

457 x 36

30	12 000	1500	210
6	2400	300	42

$$13\ 710 + 2742 = 16\ 452$$

Formal written method

4 5 7

x 3 6

1 3 1 7 2 1 0

2 7 3 4 2

1 6 4 5 2

1

What to do

- One person chooses three cards to make a 3-digit number and two cards for a 2-digit number.
- Write out the multiplication carefully and execute it as show in the example above.
- Second person checks the answer with calculator.
- Change roles and repeat.
- Score 1 point for each odd number in the answer and 2 points for each even number in the answer.
- Continue for 10 minutes.
- The winner is the person with the higher score.

You will need:

- 1–9 cards

Variation

- Choose four cards to make a 4-digit number and multiply by 10 as before.

IPAD APPS:

[factors-and-multiples](#)

CHALLENGE





The Winchester School

Family Learning Newsletter -Year 6- December 2020



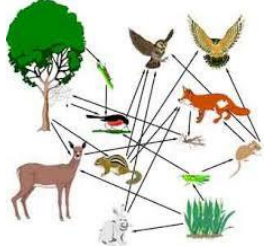
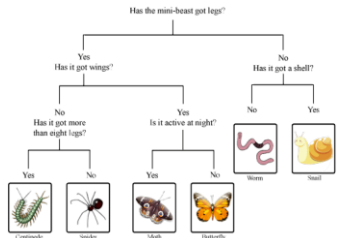
	<p>PBL ACTIVITY</p>	<p>Find the smallest 4 digit number which is divisible by 18, 24 and 32.</p> <p>Design and create a 3D board game (digital / model) on multiplication and division (3 digit to 1 digit)</p> <p>Cross curricular link with</p> <p>English/Science- Instructional writing/Method writing</p> <p>Science- Evolution</p> <p>ICT- Scratch tool</p> <p>Product- 3 D virtual board game - 2D model</p>	<p>https://www.pinterest.com/pin/606226799813258214/</p> <p>Revision link:</p> <p>Factors and multiples</p> <p>Factors</p>
<p>Science</p>	<p>Revision</p> <p>Plants animals</p> <p>Food Web/Food Chain :</p> <ul style="list-style-type: none"> ➤ To understand that animals and plants in a habitat are interdependent 	<p>Talk</p> <p>Remind children that green plants use the energy from the sun to prepare their food (photosynthesis), animals take their food from plants and other animals so it's a chain.</p> <p>Share with your child examples of predator-prey relationships in various habitats and ask them to predict what would happen if one or more of the animals become</p>	<p>Useful Links:</p> <p>Food Chain</p> <p>Bigger Food Chains</p> <p>Food Chain Game</p>



The Winchester School

Family Learning Newsletter -Year 6- December 2020



	 <p>Keys:</p> <ul style="list-style-type: none">To construct a branching database to sort living beings. 	<p>extinct. What effect would that have on a particular ecosystem?</p> <p>Encourage your child to research and find out the names of various plants and animals in a given ecosystem and create their own food chain and food webs.</p> <p>Encourage</p> <p>Together look at some pictures of different animals/plants, discuss their features and encourage your child to sort them into groups by asking some specific questions.</p>	<p>Game</p>
<p>Humanities</p>	<ul style="list-style-type: none">To explore the Maya writing system.	<ul style="list-style-type: none">Encourage your child to explore different links and analyse how the Maya writing system is similar or different to the writing systems in the rest of the world.	<p>Maya Writing System</p> <p>Mayan Hieroglyphic Writing</p>




The Winchester School

Family Learning Newsletter - Year 6 - December 2020

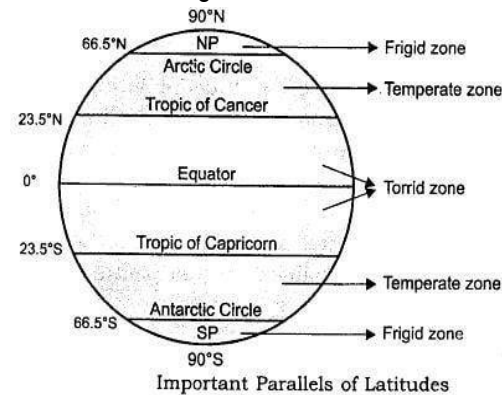


To identify the position and significance of latitude, longitude, Equator, Northern Hemisphere, Southern Hemisphere, the Tropics of Cancer and Capricorn, Arctic and Antarctic Circle.

To describe and understand key aspects of: physical geography, including: climate zones, biomes.



Encourage your child to explore the physical geography of UAE and investigate the climate and weather.



[physical geography](#)

Vocabulary

Codices , Kukulcan , Tikal,
Chichen Itza, writing system.

Yucatan Peninsula,
Mesoamerican, Guatemala,
Belize, Climate zone, climate,



The Winchester School

Family Learning Newsletter -Year 6- December 2020



UAE SST

To explore some of the main achievements of human development in an ancient civilization.

Key vocabulary:

development, achievement



Encourage your child to describe the main contributions of ancient civilizations to human development made by a civilization of their choice studied so far and present it in the form of a poster, fact file or an E.



[Shang Dynasty](#)

[Palace of the Minoans](#)

[Minoan Art](#)



[Achievements of early civilizations](#)

Arabic for Arabs

قصة أنا أتساءل
أن يحدد التلميذ الفكرة الرئيسية والأفكار
الداعمة
أن يحول التلميذ حدثاً من أحداث القصة إلى
حوارٍ
أن يحدد التلميذ السمات الداخلية والسمات الخارجية
لشخصيات القصة
أن يحلل التلميذ عناصر القصة
أن يحدد التلميذ السمات الفنية للقصة

مساعدة التلميذ في البحث عن لغويات النص بالمعجم على
الإنترنت.
مساعدة التلميذ في كتابة ملخص للقصة بالمنزل .
مساعدة التلميذ في تحديد الأساليب في القصة.
مساعدة التلميذ في قراءة القصة وتحديد العناصر الرئيسية وعناصر
القصة.
مساعدة التلميذ في كتابة كلمات بها همزة متطرفة على الياء مع بيان
سبب كتابتها على الألف.

[منصة أقرأ بالعربية](#)

[الهمزة المتطرفة](#)



The Winchester School

Family Learning Newsletter -Year 6- December 2020








	<p>أن يحدد التلميذ علاقات التضاد والترادف بين الكلمات أن يتنبأ التلميذ بما سيحدث بعد نهاية القصة الهمزة المتطرفة على ياء أن يكتب كلمات بها همزة متطرفة على ياء أن يحدد مواضع كتابة الهمزة المتطرفة على ياء الفعل المضارع أن يميز بين حالات إعراب الفعل المضارع أن يوظف الفعل المضارع في جمل / فقرة</p>	<p>تدريبه على ضبط وتوظيف الفعل المضارع. يمكن لولي الأمر الدخول من خلال الرابط المرفق لموقع قناة اللغة العربية والتربية الإسلامية الخاص بمدرسة ونشستر ومتابعة التسجيلات الخاصة بالدروس ومشاركتها مع التلميذ وتدوين ما تعلمه في دفتره المدرسي.</p>	<p>قناة اللغة العربية والتربية الإسلامية بمدرسة ونشستر</p>
Arabic for Non Arabs	<p>The places (الأماكن) -To write sentences about his/ her favourite places. -To design a mind map of the places. - To describes the places in a paragraph. -To compare between two places (zoo – cinema). -To distinguish the important places in Dubai. To express the opinion about different places.</p>	<p>Help your child to memorize his/her new vocabulary from the words list. - Encourage children to use these words in sentences of their own. - Encourage children to describe the important places in Dubai. - Ask your child to draw his /her favourite place and describe it. - Talk to your son about the important places in Dubai. Go through Arabic and Islamic YouTube Channel so that you can help your child learn more at home about the topic.</p>	<p>A day in the garden</p> <p>I Read Arabic</p> <p>Arabic and Islamic YouTube Channel</p>
	<p>آداب المسجد في الإسلام أن يستنتج الآداب المرتبطة بالمسجد أن يدلل على آداب المسجد أن ينقد بعض المواقف المتعلقة بالمسجد في الإسلام</p>	<p>مساعدة التلميذ في معرفة آداب المسجد في الإسلام مساعدة التلميذ في البحث عن بعض الأدلة عن آداب المسجد حث التلميذ في الالتزام بآداب المسجد</p>	<p>آداب المسجد في الإسلام</p>



The Winchester School

Family Learning Newsletter -Year 6- December 2020



Islamic for Arabs		<p>يمكن لولي الأمر الدخول من خلال الرابط المرفق لموقع قناة اللغة العربية والتربية الإسلامية الخاص بمدرسة ونشستر ومتابعة التسجيلات الخاصة بالدروس ومشاركتها مع التلميذ وتدوين ما تعلمه في دفتره المدرسي.</p>	<p>قناة اللغة العربية والتربية الإسلامية بمدرسة ونشستر</p>
Islamic for Non Arabs	<p>Lesson: the holy Quran is my intercessor</p> <p>To explain the overall meaning of the hadith.</p> <p>To explain the concept of intercession of Quran the day of judgment.</p>	<p>- Talk to your child about the virtues of reciting Quran and its benefits.</p> <p>- Let your child memorize the hadith of the lesson.</p> <p>Go through Arabic and Islamic YouTube Channel so that you can help your child learn more at home about the topic</p>	<p>Why Do We Recite Quran?</p> <p>Arabic and Islamic YouTube Channel</p>
French	<p><u>Topic: French poster creation</u></p> <p>To recap topics done in term 1</p>	<p> </p> <p>Talk</p> <p>- Ask your child about his favourite topic in French.</p> <p> </p> <p>Share</p> <ul style="list-style-type: none">• Create a presentation or poster about your favourite topic so far.	<p></p> <p>https://www.youtube.com/watch?v=iK5KeEq7PC4</p> <p>https://www.youtube.com/watch?v=Kq4Luegns8c</p> <p>https://www.youtube.com/watch?v=VZ4ZxWrAsCY</p>



The Winchester School

Family Learning Newsletter -Year 6- December 2020



Encourage

Students to keep exploring the links given to recap term 1 topics .



Wordwall Activity

[Topic/Les sports et les loisirs](#)

<https://wordwall.net/play/5514/122/907>

<https://wordwall.net/play/6091/208/679>

<https://wordwall.net/play/5516/538/263>

<https://wordwall.net/play/6890/817/855>

[Topic/ La météo](#)

<https://wordwall.net/play/5783/745/398>

<https://www.youtube.com/watch?v=EkJjJ2LK3U8>



The Winchester School

Family Learning Newsletter -Year 6- December 2020



Quizlet Activities

<https://quizlet.com/328353477/learn>

<https://quizlet.com/328353477/match>

<https://quizlet.com/19309466/match>

<https://quizlet.com/19309466/gravity>



Keep practising the topics by visiting 'Linguascope' and playing.

Attached username and password.

Username: winlang

Password :gems2020



The Winchester School

Family Learning Newsletter -Year 6- December 2020





ICT	TOPIC : Revision <ul style="list-style-type: none">• Moviemaking• Presentation• How spreadsheets work?	<p>Talk to children about general safety in using a computer and e-safety rules, particularly when accessing and searching the Internet.</p> <p>Discuss the importance of spreadsheets</p> <p>Spreadsheets are needed in many workplaces and in everyday life, therefore it is a great skill to learn and progress in throughout a child's education. Many places of work use spreadsheets to keep track of things and they're also brilliant to budget and plan our finances for the future.</p> <p>Encourage to design spreadsheet for</p> <p>Science – database on the solar system</p> <p>Maths – budgets</p>	<p>http://moviemaker.support/docs/getting-started/</p> <p>http://www.primaryresources.co.uk/ict/ict2.htm</p> <p>https://youtu.be/vX-ta61I5Cc</p> <p>http://www.bbc.co.uk/keyskills/it/level2/module4/1.shtml</p>
Music Year06 (Kiko)	<ul style="list-style-type: none">• Learning how to play the recorder using notes and rests• Learn about famous classical composers• Playing recorder games	<ul style="list-style-type: none">• Let the child practice at home, even though there will be squeaking. Be an audience. But better also check if the child is holding the recorder properly.	<p>https://www.youtube.com/watch?v=T8BlfntBOFU&t=12s</p>



The Winchester School

Family Learning Newsletter -Year 6- December 2020



Music Year06 (Sunil)	Learning how to play the recorder Started Learning "UAE National Anthem" full song	<ul style="list-style-type: none">• Let the child practice at home, even though there will be squeaking.• Be an audience. But better also check if the child is holding the recorder properly.	Videos posted in the classroom
Arts	<u>Visiting a virtual art gallery</u> 	Encourage your child to collect visual and other information from a virtual art gallery. 	<u>Art Gallery</u> <u>Virtual Tour</u> https://www.tate.org.uk/art/360-video/grimshaw https://central.espresso.co.uk/espresso/modules/t2_artists/index.html



The Winchester School

Family Learning Newsletter -Year 6- December 2020



Moral Education	<p>Theme: Personality and morals.</p> <p>Unit : Taking Responsibility for Oneself and Others</p> <ul style="list-style-type: none">- To recognize the factors that affect self-confidence and self-respect and understand how to develop resilience- To present and discuss ideas about identity and how the attitudes and actions of others can affect individual's sense of self-worth positively or negatively. <p>Key vocabulary:</p>	<p>Talk to your child to create an awareness of the needs of others, including vulnerable groups (such as the elderly) and provide practical support and consideration and support</p> <p>Encourage your child to present and discuss ideas about identity and how the attitudes and actions of others can affect individual's sense of self-worth positively or negatively.</p> <p>Share with your child the real life examples where people take responsibilities and how each member in the family can practice self-responsibility.</p> <p>Activity: Household work is our responsibility.</p>	<p>www.moraleducation.ae</p> <p>www.goodchoicesgoodlife.org/choices-for-young-people/accepting-responsibility-/</p> <p>2.</p>



The Winchester School

Family Learning Newsletter -Year 6- December 2020



	<p>Responsibility: Performing duties, sharing, cooperating and providing assistance to others in the family, school and community.</p> <p>Self-responsibility: Setting goals for success and self-realization in personal, educational and professional life.</p> <p>Taking responsibility: Recognizing one's obligations and willingly fulfilling them.</p> <p>Perseverance: Continually conducting work and making an effort until the objective is achieved.</p>	<p>The family meets together in order to discuss responsibilities in the house.</p> <p>Everyone draws a list of tasks that should be conducted in the house.</p> <p>On a piece of coloured paper, each family member writes down the tasks they will perform.</p> <p>Family members discussed the tasks assigned to each of them, and vote on whether the individual's performance is good or needs to be improved.</p> <p>Family members provide suggestions to improve the performance of an individual who does not do well.</p> <p>Every family member undertakes to carry out his or her responsibilities by signing the main list of tasks</p>	
<p>Physical Education Activity</p>	<p>Fun Activities: During fun activities the focus is on improving body coordination, body movements and different steps.</p>	<p>Talk and Encourage the children to do the following:</p> <ul style="list-style-type: none"> • Body coordination • Body movements • Different steps • Eye hand coordination. 	<p>Useful sites:</p> <p>www.pecentral.org</p> <p>https://www.youtube.com/channel/UCMEVZK5J38upc4XiRO3sqWQ</p>



The Winchester School

Family Learning Newsletter -Year 6- December 2020

