




The Winchester School

Family Learning Newsletter -Year 5- January 2020





Area of learning	Focus	Home activities/How can you help your child at home	Useful website																																													
<p>Literacy</p>	<p><u>Spelling:</u> To read and spell emotive words. To spell words with the suffix:-tion, -sion. To spell adverbs. To use a hyphen after prefixes.</p>  <p><u>Punctuation:</u> <u>Add Commas and Semi colon:</u> Refer to page 86 and 87of basic skills pack.</p> <p><u>Formal and informal writing – Refer to page 88 of basic skills pack.</u></p> <table border="1" data-bbox="421 1091 931 1369"> <tr> <td> , comma</td> <td> ; semicolon</td> <td> : colon</td> <td> . full stop</td> <td> ! exclamation mark</td> <td> ? question mark</td> </tr> <tr> <td> ’ apostrophe</td> <td> “ ” quotes</td> <td> “ ” double quotes</td> <td> - hyphen</td> <td> — dash</td> <td></td> </tr> <tr> <td> / stroke or slash</td> <td> () parentheses or (round) brackets</td> <td> [] square brackets</td> <td> ... ellipsis</td> <td> * asterisk</td> <td></td> </tr> </table>	, comma	; semicolon	: colon	. full stop	! exclamation mark	? question mark	’ apostrophe	“ ” quotes	“ ” double quotes	- hyphen	— dash		/ stroke or slash	() parentheses or (round) brackets	[] square brackets	... ellipsis	* asterisk		<p><u>Talk and Encourage the children to do the following:</u></p> <p>Click on the following link to understand more about the suffixes. Understanding Suffixes</p> <p>Together practice the use of adverbs from the following link below: More about Adverbs</p> <p>Practice online spelling games here: Spelling tests and Games</p> <div data-bbox="954 852 1621 1118" style="border: 1px solid black; background-color: #e0e0ff; padding: 10px; margin: 10px 0;"> <p>Some people find inspiration in cooking their families and their dogs.</p> <p>Others find inspiration in cooking, their families, and their dogs.</p> </div> <p>Discuss the importance of using commas and its rules using the link below: Commas - Rules</p> <p>Share ideas about the use of parenthesis (brackets) in writing. To know more about the rules click on the link below:</p>	<p><u>Useful sites for grammar:</u></p> <p>Suffixes and Prefixes Worksheets</p> <p>Worksheets for Suffix</p> <div data-bbox="1632 576 2002 911" style="border: 1px solid black; background-color: #2e7d32; color: white; padding: 5px;"> <table border="1"> <thead> <tr> <th>Suffix</th> <th>Meaning</th> <th>Examples</th> </tr> </thead> <tbody> <tr> <td>-able</td> <td>can be done</td> <td>preventable</td> </tr> <tr> <td>-ly</td> <td>a characteristic of</td> <td>bravely</td> </tr> <tr> <td>-y</td> <td>characterized by</td> <td>brainy</td> </tr> <tr> <td>-ed</td> <td>past-tense verb</td> <td>laughed</td> </tr> <tr> <td>-ion</td> <td>the action or process of</td> <td>celebration</td> </tr> <tr> <td>-ment</td> <td>the action or result of</td> <td>movement</td> </tr> <tr> <td>-ness</td> <td>the state or quality of</td> <td>fondness</td> </tr> <tr> <td>-s</td> <td>plural</td> <td>girls</td> </tr> </tbody> </table> </div> <p>Comma worksheets 1</p> <p>Commas worksheets 2</p> <p>Worksheets on Parenthesis</p> <p>Quiz on Parenthesis</p>	Suffix	Meaning	Examples	-able	can be done	preventable	-ly	a characteristic of	bravely	-y	characterized by	brainy	-ed	past-tense verb	laughed	-ion	the action or process of	celebration	-ment	the action or result of	movement	-ness	the state or quality of	fondness	-s	plural	girls
, comma	; semicolon	: colon	. full stop	! exclamation mark	? question mark																																											
’ apostrophe	“ ” quotes	“ ” double quotes	- hyphen	— dash																																												
/ stroke or slash	() parentheses or (round) brackets	[] square brackets	... ellipsis	* asterisk																																												
Suffix	Meaning	Examples																																														
-able	can be done	preventable																																														
-ly	a characteristic of	bravely																																														
-y	characterized by	brainy																																														
-ed	past-tense verb	laughed																																														
-ion	the action or process of	celebration																																														
-ment	the action or result of	movement																																														
-ness	the state or quality of	fondness																																														
-s	plural	girls																																														



The Winchester School

Family Learning Newsletter -Year 5- January 2020



	<p>Grammar: Active and Passive Voice – Refer to Basic skills pack pages 82 and 83.</p> <p>Text Level:</p> <p>Diary Entry:</p>  <ul style="list-style-type: none"> • To explore different types of diary entry. • To demonstrate different features of a recount text. • To be able to distinguish the difference between a formal and informal writing. • To plan and record information of the past in chronological order. <p>Moral education link: UNIT 1: Character and Morality</p> <p>Lesson 3:Practising Sympathy and Empathy</p>	<p>More about use of Parenthesis</p> <p>Explore to find out the difference between Active and Passive Voice.</p> <p>Follow this You Tube link to know more about the topic. Active and Passive Voice</p> <p>Understand the different types of Phrases using the link below: Types of Phrases</p> <p>Talk to your child about the purpose of diary entry. Click on to the following link to understand the uses of keeping a record. BENEFITS OF DIARY WRITING</p> <p>Discuss and share ideas on what has to be written in the diary.</p> <p>Together gather information on the different types of diary entries from the link given below. TYPES OF DIARIES</p> <p>Encourage your child to create a personal diary and start to record the happenings of the day in chronological order and to use informal / chatty language as they write.</p>	<p>More about Active and Passive Voice</p> <p>Worksheets on the Voices</p> <p>Exploring Phrases</p> <p>Worksheet on Phrases</p> <p>Diary entry</p> <p>TYPES OF DIARY ENTRY</p> <p>DIARY WRITING</p> 
--	------------------------------------------------------------------------------------------------------------------------------------------------------------------------------------------------------------------------------------------------------------------------------------------------------------------------------------------------------------------------------------------------------------------------------------------------------------------------------------------------------------------------------------------------------------------------------------------------------------------------------------------------------------------------------------------------------------------------------	--------------------------------------------------------------------------------------------------------------------------------------------------------------------------------------------------------------------------------------------------------------------------------------------------------------------------------------------------------------------------------------------------------------------------------------------------------------------------------------------------------------------------------------------------------------------------------------------------------------------------------------------------------------------------------------------------------------------------------------------------------------------------------------------------------------------------------------------------------------------------------------------------------------------------------------------------------------------------------------------	-------------------------------------------------------------------------------------------------------------------------------------------------------------------------------------------------------------------------------------------------------------------------------------------------------------------------------------------------------------------------------------------------

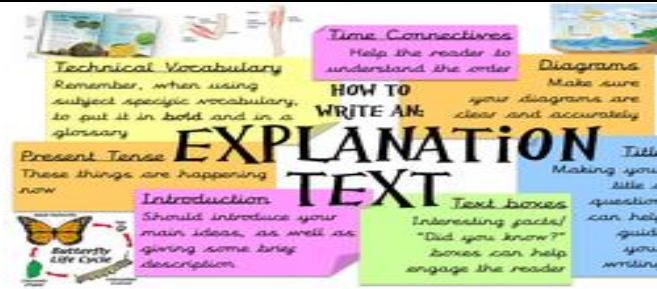


The Winchester School

Family Learning Newsletter -Year 5- January 2020

Explanation text:

- To understand the relevance of maintaining logical steps in order to explain, how or why something occurs or works.
- To comprehend the terms 'explanation text' and 'procedural text', and use it appropriately.
- To develop ideas for creating their own explanation text.
- To evaluate the key points and to describe the events.



Together gather information and list out the difference between formal and informal writing.

Share ideas to deepen the understanding about formal and informal language in talking and writing.

Read formal letters online and analyse the features of a letter of complaint.

Discuss the use of persuasive language and how effectively it can be used in communication to achieve desired result.

It's fun to read with Family and Friends ☺

Read stories together to understand how story writers develop a character.

Features of an Explanation

Purpose:
To explain the processes involved in natural and social phenomena, or to explain how something works.

Structure:
✦ Introduction – General statement to introduce the topic, e.g. In the autumn some birds migrate.
✦ A series of logical steps explaining how or why something occurs, e.g. because hours of daylight shorten.
✦ Steps continue until a final state is produced or the explanation is complete.

Language Features:
✦ Written in the present tense, e.g. many birds fly south.
✦ Connectives that signal time, e.g. then, next, several months later.
✦ Causal connectives, e.g. because, so, this causes.
✦ Can use diagrams and pictures (remember to include captions).
✦ Use subject specific vocabulary (you might need to include a glossary).
✦ Draw the reader in, e.g. strange that it may seem..., not many people know that..., beware, whirlwinds can kill...

[Explaining the Explanation text](#)

[Online Short stories for Kids](#)

Interactive reading passages online:

[READING COMPREHENSION](#)


[COMPREHENSION PASSAGES](#)



The Winchester School

Family Learning Newsletter -Year 5- January 2020

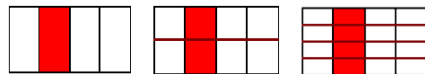
Numeracy



- To find all pairs of factors of any number up to 100
- To read and write decimal numbers as fractions.



- To find equivalent fractions and relate fractions to their decimal representations.



$$\frac{1}{4} = \frac{2}{8} = \frac{4}{16}$$

Share few points regarding the factor pair with your child such as

- A factor is a number that divides another number exactly.
- The answer to the division is also a factor.
- The answer and the number you divided by are called a “factor pair”.
- Numbers often have more than 1 factor pair.

- Encourage** your child to answer how fractions and decimals are connected? They both show a part of a whole. Share the fact that If one numeral follows the decimal, that decimal is said as tenths. Therefore, when writing it as a fraction, its denominator will be 10.

- Explain to your child why equivalent fractions are important. Use hands-on activities. For example, take a pizza, cut it in half then cut one half into three equal slices. The single half and the half cut into three should appear equal.

$$\frac{1}{2} = \frac{3}{6}$$

<https://www.mathsisfun.com/numbers/factors-all-tool.html>

<https://www.math-dictionary.com/factor-pair.html>

<https://www.mathsisfun.com/fractions.html>

<https://www.mathsisfun.com/convert-fractions-decimals.html>

<https://www.mathgoodies.com/lessons/fractions/equivalent>

<https://www.mathsisfun.com/equivalent-fractions.html>

ipad App:



<https://itunes.apple.com/us/app/itooch-math-grade-5-lite/id423778662?mt=8>




The Winchester School

Family Learning Newsletter -Year 5- January 2020

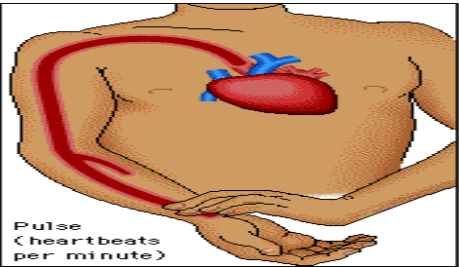





		<p>Challenge:</p> <p>Zoe's pick-a-mix weighed 0.64kg.</p> <p>She then added a jelly snake at 122g, and a lollipop at 0.168kg. How much did Zoe's pick-a-mix weigh altogether?</p> <p>She then divided the pick-a-mix equally into 5 bags. .</p> <p style="text-align: center;">How much did each bag weigh?</p>	<p>https://itunes.apple.com/en/app/motion-math-zoom/id451793073?mt=8</p> <ul style="list-style-type: none"> • https://itunes.apple.com/us/app/place-value-mab/id507890987?mt=8
<p>Science</p>	<p>Keeping Healthy</p> <ul style="list-style-type: none"> • Identify types of food for growth and activity. E.g. fish, cheese, beans and meat. • Identify types of food for energy that contain large amounts of sugar and fat. e.g. bread, pasta, rice. • Recognize that fruit and vegetables are essential ingredients of a healthy balanced diet, providing us with vitamins and minerals, as well as fibre which helps to keep our intestines healthy. 	<p>Encourage your child to examine the elements of a healthy and balanced diet. They need to access to a large collection of empty food packets (ingredients and ready-meals) plus labels from fresh products showing nutritional values.</p> <p>Discuss and show examples of different food groups as indicated in the objectives.</p> <p>Encourage your child to plan an imaginary menu for an evening meal (tea/dinner) for every day of the week. The aim is to provide a different dish each evening, so that the food is interesting and enjoyable to eat and also provides a full range of food types each day and over the course of the week. They need to bear in mind that a balanced</p>	<p>Healthy Eating plate Game</p> <p>Healthy Snacks</p>  <p>Food labels</p>



The Winchester School

Family Learning Newsletter -Year 5- January 2020

	<ul style="list-style-type: none"> • Recognise the importance of Food pyramids to understand the balance diet • Analyze food labels to determine if a food is high or low in specific nutrients and state if it is healthy food. • Know about the functions of arteries and veins.  <p>Pulse (heartbeats per minute)</p>	<p>diet consists of larger proportions of foods for activity and growth and smaller proportions of sugars, fats/oils and plenty of fruit and vegetables.</p> <p>Share This will give them the opportunity to sort different varieties of food into groups.</p> <p>Encourage your child to read food labels to identify and recognise the different nutrient components in packed food items.</p> <p>Encourage: Children to explore and find out the function of arteries and veins.</p>	 <p>Food Pyramids</p> 
<p>Humanities</p> <p>1. Greece today</p> 	<p>To explore where and when the Ancient Greek civilisation existed and place it on a timeline.</p> <p>To locate Greece on a map.</p>	<p>Encourage your child to locate Greece and its neighbouring countries on a map.</p> <p>Explore the location, climate and terrain of Greece.</p> <p>Talk about the climate and physical features of the Greek mainland and islands.</p> <p>Share with your child stories about Ancient Greece.</p>	<p>www.bbc.co.uk/schools</p> <p>www.historyforkids.org</p> <p>www.ancientgreece.com</p>



The Winchester School

Family Learning Newsletter -Year 5- January 2020





		Research and prepare a dictionary of new vocabulary with their meaning	
2. Ancient Greece – a study of Greek life and achievements and their influence on the world	<p>To explore what life was like in Ancient Greece</p> <p>To explore the ancient Greek city States - Athens and Sparta.</p>	<p>Encourage your child to locate Athens and Sparta on a map of Greece. Discuss and describe their location.</p> <p>Talk about the evidence available from the Greek cities.</p> <p>Together discuss and share what everyday life in these ancient cities was like.</p> <p>Encourage your child to research the ancient Greek city states and explore their similarities and differences.</p> <p>Share the similarities and differences between Greece and U.A.E.</p>	<p>www.bbc.co.uk/schools</p> <p>www.historyforkids.org</p> <p>www.ancientgreece.com</p> <p>http://www.history.com/topics/ancient-history/ancient-greece</p>
UAE Social Studies	<p>Ancient Greek Civilization To explore the Ancient Greek civilization and its effect on modern society.</p>	<p>Share</p> <ul style="list-style-type: none"> • What is the Ancient Greek Civilization known for? • Events which originated in Greece. • The massive impact of the Greek civilization. 	



The Winchester School

Family Learning Newsletter -Year 5- January 2020

	<p>Troy and the Trojan War To explore the story of the Trojan war and understand that history may come from artefacts and literature.</p> <p>Ancient China To explore the ancient Chinese civilisation its contributions to modern life.</p>	<ul style="list-style-type: none">• The interaction of the Ancient Greek Civilization with the Arabian Peninsula. <p>Talk -</p> <ul style="list-style-type: none">• About the artefacts found during the excavation of the city of Troy and what we learnt from them about the history of Troy.• About cause and effect, facts and opinion, main ideas and supporting details. <p>Encourage your child to-</p> <ul style="list-style-type: none">• Research on famous ancient Greeks, Homer and the Iliad and their contributions. <p>Talk:</p> <ul style="list-style-type: none">• About the achievements of Ancient China. <p>Encourage:</p> <ul style="list-style-type: none">• Research on how China got its name, The Great Wall of China and the Terra Cotta Army.	<p>https://www.dkfindout.com/uk/history/ancient-greece/ https://www.youtube.com/watch?v=IUZKq3KdtYo</p>  <p>https://www.youtube.com/watch?v=pqwptbYjRto https://www.youtube.com/watch?v=4kMQs2ALA94</p>  <p>https://www.dkfindout.com/us/search/ancient-china/ https://www.youtube.com/watch?v=kLStXI6CmS8</p>
--	--------------------------------------------------------------------------------------------------------------------------------------------------------------------------------------------------------------------------------------------------------------------	-------------------------------------------------------------------------------------------------------------------------------------------------------------------------------------------------------------------------------------------------------------------------------------------------------------------------------------------------------------------------------------------------------------------------------------------------------------------------------------------------------------------------------------------------------------------------------------------------------------------------------------------------------------------------------------------------------------------------------------------------------------------------------------------------------------------------------------------------------------------------------------	-------------------------------------------------------------------------------------------------------------------------------------------------------------------------------------------------------------------------------------------------------------------------------------------------------------------------------------------------------------------------------------------------------------------------------------------------------------------------------------------------------------------------------------------------------------------------------------------------------------------------------------------------------------------------------------------------------------------------------------------------------------------------------------------------------------------------------------------------------------------------------



The Winchester School

Family Learning Newsletter -Year 5- January 2020

<p>Arabic for Arabs</p>	<p>تشيد انظر النخل</p> <p>أن يقارن التلميذ بين الشعر الحر والشعر العمودي - أن يفسر التلميذ المفردات في ضوء فهمه للأبيات - أن يحدد التلميذ الأفكار الرئيسية في الأبيات - أن يشرح التلميذ الأبيات شرحاً وافياً أن يحدد الصور الجمالية والبلاغية في الأبيات</p> <p>الجملة الاسمية والفعلية</p> <p>- أن يميز التلميذ بين الجملة الاسمية والفعلية - أن يحدد التلميذ ركني الجملة الاسمية وركني الجملة الفعلية . - أن يعرب التلميذ ركني الجملة الاسمية .</p> <p>قصة تسيل وتسيل حلوة</p> <p>- أن يحدد التلميذ الفكرة الرئيسية والأفكار الداعمة أن يحول التلميذ حدثاً من أحداث القصة إلى حوارٍ -أن يحدد التلميذ السمات الداخلية لتمر أن يحلل التلميذ عناصر القصة أن يحدد التلميذ السمات الفنية للقصة أن يحدد المتعلم علاقات التضاد والترادف بين الكلمات</p>	<p>مساعدة التلميذ في البحث عن لغويات النص بالمعجم المدرسي مساعدة التلميذ في كتابة شرح للأبيات . تحديد الأفكار الرئيسية في الأبيات تحديد الصور الجمالية في الأبيات قراءة قصة وتحديد الفكرة الرئيسية والأفكار الداعمة وتحديد السمات الداخلية والسمات الخارجية لشخصيات تلك القصة. مساعدة التلميذ في تلخيص قصة وكتابة نهاية جديدة لها.</p> <p>يمكن لولي الأمر الدخول من خلال الرابط المرفق لموقع قناة اللغة العربية والتربية الإسلامية الخاص بمدرسة ونشستر ومتابعة التسجيلات الخاصة بالدروس ومشاركتها مع التلميذ وتدوين ما تعلمه في دفتره المدرسي.</p>	<p><u>قصة تسيل وتسيل حلوة</u></p> <p><u>الجملة الاسمية</u></p> <p><u>الجملة الفعلية</u></p> <p><u>منصة أقرأ بالعربية</u></p> <p><u>قناة اللغة العربية والتربية الإسلامية بمدرسة ونشستر</u></p>
-------------------------	-----------------------------------------------------------------------------------------------------------------------------------------------------------------------------------------------------------------------------------------------------------------------------------------------------------------------------------------------------------------------------------------------------------------------------------------------------------------------------------------------------------------------------------------------------------------------------------------------------------------------------------------------------------------------------------------------------------------------------------------------------------------------------------------------------------------	----------------------------------------------------------------------------------------------------------------------------------------------------------------------------------------------------------------------------------------------------------------------------------------------------------------------------------------------------------------------------------------------------------------------------------------------------------------------------------------------------------------------------------------------------------------------------	------------------------------------------------------------------------------------------------------------------------------------------------------------------------------------------------



The Winchester School

Family Learning Newsletter -Year 5- January 2020

Arabic for Non Arabs	<p>The hobbies (الهوايات)</p> <p>To classify different hobbies (reading – drawing- swimming – listening to music.</p> <p>To use the expressions of opinion (I prefer ... because / I do not prefer ... because / in my opinion...).</p> <p>To describe the student's favourite hobby.</p> <p>To compose an article about the most known hobbies in UAE.</p> <p>To compare between the different hobbies.</p> <p>To plan for their future hobbies.</p>	<p>Encourage your child to memorize their new vocabulary about the new topic (the hobbies) from the Arabic notebook and book (dictionary).</p> <p>Talk to your child about their favorite hobby.</p> <p>Share with your child articles about the most famous hobbies in UAE to help them in talking and writing about them.</p> <p>Ask your child about their opinion regarding some hobbies.</p> <p>Go through the links on the Arabic YouTube channel so that you can help your child learn more at home about the topic.</p>	<p>Arabic grammar for beginners</p> <p>Arabic vocabulary with meaning and pronunciation</p> <p>examples about hobbies hobbies in Arabic</p> <p>hobbies: pronunciation and grammar</p> <p>I Read Arabic</p> <p>Arabic and Islamic YouTube Channel</p>
Islamic for Arabs	<p>سورة عيس</p> <p>أن يتلو التلاميذ السورة تلاوة صحيحة. أن يناقش التلاميذ ما ترشد إليه السورة. أن يدلل التلاميذ على أن الإسلام دين المساواة .</p> <p>القرآن شفيعي</p> <p>أن يستنتج التلاميذ فضل القرآن الكريم . أن يستنتج التلاميذ ثمرات التمسك بكتاب الله.</p> <p>القلقة</p> <p>أن يميز التلاميذ مفهوم القلقة وحكمها أن يطبق التلاميذ حكم القلقة على الآيات .</p>	<p>حث التلميذ على الاقتداء بسنة الرسول- صلى الله عليه وسلم- في القول والفعل.</p> <p>حث التلميذ على ترديد الأذكار اليومية مثل الاستيقاظ والنوم وركوب السيارة والأكل وبعد سماع الأذان.</p> <p>مساعدة التلميذ في حفظ سورة عيس</p> <p>مساعدة التلميذ على البحث عن آيات توضح فضل القرآن الكريم.</p> <p>يمكن لولي الأمر الدخول من خلال الرابط المرفق لموقع قناة اللغة العربية والتربية الإسلامية الخاص بمدرسة ونشستر ومتابعة التسجيلات الخاصة بالدروس ومشاركتها مع التلميذ وتدوين ما تعلمه في دفتره المدرسي.</p>	<p>سورة عيس</p> <p>شرح حكم القلقة</p> <p>قناة اللغة العربية والتربية الإسلامية بمدرسة ونشستر</p>



The Winchester School

Family Learning Newsletter -Year 5- January 2020



Islamic for Non-Arab	<p>Doing Good to Other People</p> <ol style="list-style-type: none"> 1. To explain the importance of equality among people. 2. To show the foundations of the preference among people. 3. To clarify the importance of integration and cooperation among people. <p>The most beloved of deeds to Allah (S-W) (Honorable Hadith)</p> <ol style="list-style-type: none"> 1. To extract the benefits of going on doing good deeds. 2. To explain the reasons that helps continue doing good deeds. 3. To express your opinion regarding some of issues about good deeds. <p>Loving Allah, glory be to Him.</p>	<ol style="list-style-type: none"> 1- Please talk with your child about importance of equality among people, which is one of the principles brought by Islam. 2- Please share with your child the foundations of the preference among people. 3- Share with your child the general meaning of the Hadith of the act, which is most pleasing to Allah. 4- Discus with them what are the most beloved of deeds to Allah. 5- Talk with your child about the importance of loving Allah (S-W). Speak with your child about the deeds by which the Muslim attains the love of Allah (S-W). 6- Encourage your child to colour monthly prayer chart and answers in book ISLAM MY WAY OF LIVING as per the topic he studies. <p>Go through the links on the Arabic and Islamic YouTube channel so that you can</p>	<p style="text-align: center;"> the most beloved deeds Equality in Islam.- The most beloved deeds(Noble Hadith). Loving Allah (S-W) Arabic and Islamic YouTube Channel </p>



The Winchester School

Family Learning Newsletter -Year 5- January 2020



	<ol style="list-style-type: none"> 1- To explain the importance of loving Allah (S-W). 2- To clarify the deeds by which the Muslim attains the love of Allah (S-W). 3- To conclude the results of loving Allah (S-W),by believers. 	<p>help your child learn more at home about the topic</p>	
<p>French</p>	<p><u>Unit: La description</u></p> <ul style="list-style-type: none"> - To describe their personality. - -To describe appearance of self and others. - To conjugate Verb “avoir “ and “être” in present tense. 	<ul style="list-style-type: none"> • Talk:- -Review the topics given from PPT and Vocabulary list. • Encourage:- Students to keep exploring the links given 	<p>https://www.youtube.com/watch?v=HrdyXbwDfSI</p> <p>https://www.youtube.com/watch?v=z2IrJ0DB0Xg</p> <p>https://quizlet.com/276907492/asking-and-answering-questions-year-5-flash-cards/</p> <p>https://quizlet.com/259387934/descriptions-flash-cards/</p>