

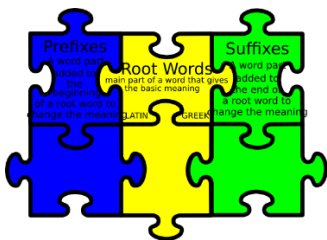





The Winchester School

Year 3 Family Learning Newsletter March 2020

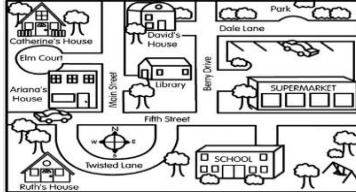


Area for learning	Focus	Activities	Useful Websites/Apps
<p>Literacy</p>	<p>Spellings:</p> <p>To spell words ending in –tion, –sion,-ssion,-cian.</p>  <p>Grammar:</p> <ul style="list-style-type: none"> To use apostrophe to show ownership or possession. To use prepositions of time and place. To use imperative verbs in sentences. 	<p>Activities</p> <p>Talk about the different ways of spelling 'shun' sound.</p> <p>Discuss the rules for different spellings and identify the root words after the suffix is added. Elicit examples from children. E.g: For root words ending with –ss, or –mit, spell the shun sound –ssion or root word ending with d or se, shun sound is spelt with –sion.</p> <p>Encourage your child to frame sentences with words having suffixes.</p> <p>Words-mission, admission, permission, decision, politician, mention, direction, creation, possession.</p>  <p>Discuss with your child the use of apostrophes in sentences.</p> <p>Encourage your child with activities that involve Matching cards, for example 'I am' with 'I'm'. These are</p>	<p>spellings</p> <p>Spellings</p> 



The Winchester School

Year 3 Family Learning Newsletter **March 2020**



very good for helping to familiarize a child with the spellings and placing of apostrophes in different words.

Use computer programs and games where children are required to **move a virtual apostrophe** and put it in the correct place. These usually give children immediate feedback on whether they have got something right or not.

Prepositions

Share with your child that the things in your room are in their right places. Some items are in different positions, and you need your child's help to identify the right position of the objects.

This activity takes some preparation. You will have to move some things around. For example, you could place some books under a chair, put a clock in a pan, put the fruit basket on a chair or place the CD player behind the door.

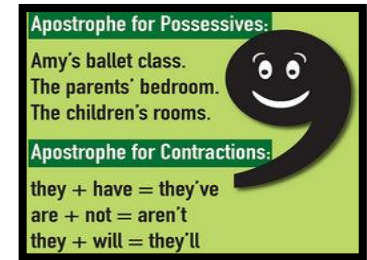
Discuss with your child the objects that have been moved around.

Encourage your child to use 'prepositions of place' to make sentences with the place of objects where they are placed.

Tell your child that Imperative verbs are used to begin sentences. These verbs change the sentence into a command or an action.

Discuss imperative verbs such as bring, fix, hold, open, build e.t.c.

[Apostrophes game](#)

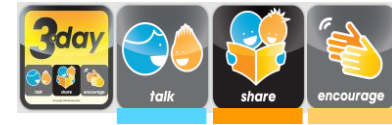


[Preposition game](#)



The Winchester School

Year 3 Family Learning Newsletter **March 2020**



Text Level:

Instructions

- To read and explore instructional texts.
- To make use of a simple format to capture key points e.g. 'flow chart'.
- To create a set of useable instructions.

Tell your child to use Imperative verbs to give commands, for example imperative verbs to clean the room. Follow through the commands and then ask your child to write down the sentences in sequence.

Encourage your child to write imperative verbs on small cards and put them in a box. Then tell him to pick two imperatives and use them in one sentence.

Tell your child the importance of following instructions.

Discuss the instructions that you have to follow to be safe in your home.

Encourage your child to read the safety instructions on an electrical device.

Activity: Have a cooking session with your child allowing him/ her to read the instructions in the recipe.

Encourage your child to give you instructions on how to play his/her favourite game. Later, **share** your experience with your child, tell your child what instructions you found easy to follow, and which ones were confusing.



[Following directions](#)

[Instructional text](#)




[Instructions](#)



The Winchester School

Year 3 Family Learning Newsletter March 2020





	<p>Advertisements:</p> <ul style="list-style-type: none"> To develop ideas for advertising an event. To discuss and record ideas for a product. <p>Moral Education:</p> <p>Importance of preservation of historical artefacts.</p> <p>Unit 3- What can artefacts and symbols tell us?</p> <p>We are detail detectives-</p> <p>Artefacts of UAE</p>	<p>Discuss the features of a good advertisement with your child.</p> <p>Encourage your child to use the right vocabulary while planning to create a new advertisement.</p> <p>Play the to initiate discussion of content and purpose of an advertisement.</p> <p>Take a trip with your child to Dubai Museum and look at the various artefacts.</p> <p>Talk to your child about the importance of artefacts.</p> <p>Share with your child why preservation of our historical legacy is important to the cultural heritage of UAE.</p> <p>Encourage your child to make a map of the different areas in the museum.</p>	   <p>What good adverts need!.ppt</p>
--	--	---	---



The Winchester School

Year 3 Family Learning Newsletter **March 2020**







Measurement	<p>To know the relationship between kilograms and grams</p> <p>To solve word problems involving real life weights.</p> 	<p>Talk to your child about the relationship between kilograms and grams and their use in daily life. Then, play a game of “I Spy” with your child, with a focus on weight. For example, you might say “I spy with my eye an object that weighs 2g” or “I spy with my eye an object that is heavier than a kg.” Then have your child predict which object you’ve chosen by estimating and check the prediction with a scale. Have your child write down the objects and their measurements. Then, switch roles!</p> <p>Share items such as fruits, vegetables and pasta and let your child weigh. Have him/her hold an object in the hand and guess how much it might weight before putting it on the scale. Examples: How much two apples will weight as opposed to one apple, or how much a cup of cooked pasta will weight as opposed to dry pasta</p> <p>Talk to your child about the four directions East, West, North and South and identify position of objects in the</p>	 <p>1 kilogram = 1000 grams</p> <p>Compare and convert Unit of Mass</p> <p>Position and direction</p>



The Winchester School

Year 3 Family Learning Newsletter **March 2020**




<p>Time Interval</p>	<p>To solve problems involving time in real life context.</p>	<p>house, e.g. cupboard is in the south, television is in the east.</p> <p>Talk and Share with your child about how much time they spend in the school. The meaning of Time elapsed and how we can calculate it with your child</p> <p>Encourage your child to make his own word problem on the same.</p> <p>Challenge -</p> <div style="display: flex; justify-content: space-around; align-items: flex-start;"> <div style="text-align: center;">  Clock A </div> <div style="text-align: center;">  Clock B </div> <div style="text-align: left;"> <p>What time is on Clock A ? _____</p> <p>What time is on Clock B ? _____</p> <p>How much time has elapsed between Clock A and B ? _____</p> </div> </div> <div style="display: flex; justify-content: space-around; align-items: flex-start; margin-top: 20px;"> <div style="text-align: center;">  Clock A </div> <div style="text-align: center;">  Clock B </div> <div style="text-align: left;"> <p>What time is on Clock A ? _____</p> <p>What time is on Clock B ? _____</p> <p>How much time has elapsed between Clock A and B ? _____</p> </div> </div>
-----------------------------	---	---



The Winchester School

Year 3 Family Learning Newsletter **March 2020**




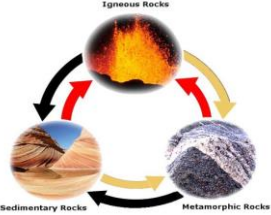
<p>Science</p>	<p>UNIT - Rocks and Soils</p> <p>To recognise and understand what is soil made of.</p> <p>To explore and identify the three major types of rocks.</p> <p>To identify the uses of different types of rocks in our daily lives.</p> <p>To consider properties of rock and their uses as a building material.</p> <p>That rocks can be tested and compared on the basis of permeability and hardness</p> <p>Moral Education Link: Unit 3 – Lesson 5 We are archaeologists.</p>	<p>Go on a tour of your local area – Park, garden or building compound.</p> <p>Observe samples of stone and stone-like features in and around the house, e.g. walls, roofs, steps, garden tracks, gate-posts, paved areas, gravelled pathways etc.</p> <p>Share with your child, videos on the local environment. Observe construction sites and garden centres in the local area. Collect samples of different types of rocks.</p> <p>Research on what materials were used in the land reclamation of Palm Jumeirah island and from where they were sourced.</p> <p>Discuss with you child the different types of soil.</p> <p>Encourage your child to research and find out how rocks were formed on Earth. Find out the names of different types of rocks such as igneous, sedimentary and</p>	<p>Rocks and Soils</p> <p>Types of Soil</p>  <p>Uses of rocks</p> <p>Types of Rocks</p> <p>Types of Rocks</p> <p>Rocks activities</p>
-----------------------	--	--	---



The Winchester School

Year 3 Family Learning Newsletter **March 2020**



		<p>metamorphic; how they were formed as well as their properties/characteristics.</p> <p>Along with your child become a Rock detective. Spot how materials from rocks are used inside the house (tiles, toilets, basins, plaster, bricks, roofing materials, steps) and outside the house (playground, pavements, walls, posts etc).</p> <p>Share with your child the different kinds of architectural structures in Dubai. Tell your child about the oldest houses built and what stones they were made of.</p> <p>Guide your child to illustrate and write what they observe.</p>	 
<p>Humanities - Geography</p>	<p><u>United Kingdom</u></p> <ul style="list-style-type: none"> • To name and locate counties and cities of the United Kingdom • To name and locate key topographical features of the United Kingdom (including hills, mountains, coasts and rivers) • To use maps, atlases, globes or digital/computer maps to locate and describe these features 	<p>Encourage your child to locate the United Kingdom, its counties and cities on a map.</p> <p>Talk about the location and terrain of the United Kingdom and how this has effected the climate and vegetation, helped the people to use the land to build different types of settlements and the different kinds of jobs that can be done there</p> <p>Share the use of maps, atlases, globes or digital/computer maps to locate and describe the hills,</p>	<p>Map Game</p> <p>UK and its countries</p> <p>UK rivers</p>



The Winchester School

Year 3 Family Learning Newsletter **March 2020**



		<p>mountains, coasts, rivers and seas in and around the United Kingdom.</p> <p>Encourage your child to read how the United Kingdom has changed over time.</p>	
<p>UAE Social Studies</p>	<ul style="list-style-type: none"> • To explore the Arab World on the world map. • To research the landmarks of the UAE. • To explore the natural resources of the UAE 	<p>The Arab World:</p> <p>Encourage your child to explore the atlas / globe / digital / computer maps with you and name and locate the different countries in the Arab World.</p> <p>Welcome to the UAE:</p> <p>Talk with your child about what makes the UAE special – the people, the cities with their different tourist spots in the UAE and the achievements of the UAE.</p> <p>Natural Resources of the UAE:</p> <p>Encourage your child to explore the atlas / globe / digital / computer maps with you and name and locate the UAE’s neighbouring countries and seas.</p>	<p>The Arab World</p> <p>Landmark in UAE</p>



The Winchester School

Year 3 Family Learning Newsletter March 2020



		Share with your child the natural resources of the UAE and how they shape the way people lived in the past and how they live now.	
Arabic for Arabs	<p>*فكر في حياتك :</p> <ul style="list-style-type: none">- أن يفسر التلميذ المفردات الجديدة في النص المعلوماتي .- أن يقرأ التلميذ النص قراءة سليمة خالية من الأخطاء .- أن يوضح التلميذ الأعمال الابتكارية التي يمكن أن يقوم بها .- أن يطرح التلميذ أسئلة عن الفكرة الرئيسية والفكر الفرعية في النص مبدئياً رأيه في المضمون. <p>* أسلوب العطف :</p> <ul style="list-style-type: none">- أن يميز التلميذ أسلوب العطف .- أن يحدد التلميذ حروف العطف ودلالاتها .- أن يفرق التلميذ بين المعطوف – المعطوف عليه . <p>* هيا نعمل :</p> <ul style="list-style-type: none">- أن يفسر التلميذ المفردات الجديدة في النص .- أن يطرح التلميذ أسئلة عن الفكرة الرئيسية والفكر الفرعية في نصوص شعرية ، مبدئياً رأيه في المضمون .- أن يحدد التلميذ بعض الجمليات في النص .- أن يميز التلميذ بعض الأساليب الإنشائية والخبرية .- أن يعدد التلميذ فوائد العمل.	<p>يستطيع السيد ولي الأمر أن يساعد الطالب عن طريق:</p> <p>مساعدة الطالب على استخدام الكلمات الجديدة في تعبيراته داخل المنزل.</p> <p>مساعدة الطالب على القراءة السليمة للنصوص المدروسة .</p> <p>مساعدة الطالب في الربط بين خبراته ومعلوماته السابقة وبين ما يتعرفه من معلومات جديدة.</p> <p>مساعدة الطالب في الحديث مستخدماً أسلوب العطف.</p> <p>مساعدة الطالب في البحث عن أبيات شعرية تحوي أسلوب العطف .</p> <p>حث الطالب على الاجتهاد في عمله .</p> <ul style="list-style-type: none">- يمكن لولي الأمر الدخول من خلال الرابط المرفق لموقع قناة اللغة العربية والتربية الإسلامية بـمدرسة ونشستر ومتابعة التسجيلات الخاصة بالدروس ومشاركتها مع التلميذ وتدوين ما تعلمه في دفتره المدرسي.	<p>أنا أعتذر يا أمي</p> <p>الفكر والإبداع والابتكار</p> <p>حروف العطف</p> <p>منصة أقرأ بالعربية</p> <p>قناة اللغة العربية والتربية الإسلامية</p> <p>بمدرسة ونشستر</p>
Arabic for Non Arabs	<p>Clothes Shop</p> <ul style="list-style-type: none">- To make sentences about the clothes shop.- To use the colours for masculine and feminine.- To describe the clothes in the four seasons.- To express the opinion of the clothes shop.	<p>In every lesson, we provide the students with new words With their meanings to help your child memorize and use in sentences of his/her own.</p> <p>-Ask your child to speak about his/her favourite clothes.</p> <p>-Ask your child to describe the clothes shop, which he/she visited before.</p>	<p>Learn Arabic Writing</p> <p>ARABIC ACTIVITIES</p> <p>Clothes in Arabic</p> <p>ARABIC COLOURS</p>



The Winchester School

Year 3 Family Learning Newsletter March 2020



	<p>- To write tweets, and sing about the clothes shop.</p>	<p>- Go through the links on the Arabic YouTube channel so that you can help your child learn more at home about the topic.</p>	<p>I Read Arabic Arabic YouTube Channel</p>
<p>Islamic for Arabs</p>	<p>سورة الفجر أن يتعرف التلميذ بعض معاني المفردات للآيات الأولى من سورة الفجر . أن يفسر التلميذ بعض الآيات الأولى من سورة الفجر . أن يتلو التلميذ الآيات تلاوة مجودة صحيحة . الصدق أن يفرق التلميذ بين أنواع الصدق . أن يقيم التلميذ بعض المواقف عن الصدق . أن يستنتج التلميذ فضل الصدق . الإيمان بالرسول أن يستنتج التلميذ الحكمة من إرسال الرسول عليهم السلام . أن يحدد التلميذ صفات الرسول عليهم السلام . أن يفرق التلميذ بين أركان الإسلام والإيمان .</p>	<p>حث التلميذ على الأعمال الصالحة . تشجيع التلميذ على تلاوة القرآن الكريم . تشجيع التلميذ على الاقتداء بالصحابه رضي الله عنهم . توفير فيديوهات عن أركان الإيمان والإسلام . مساعدة التلميذ في معرفة وحفظ بعض الآيات القرآنية الكريمة والأحاديث النبوية الشريفة عن الإيمان . - يمكن لولي الأمر الدخول من خلال الرابط المرفق لموقع قناة اللغة العربية والتربية الإسلامية الخاص بمدرسة ونشستر ومتابعة التسجيلات الخاصة بالدروس ومشاركتها مع التلميذ وتدوين ما تعلمه في دفتره المدرسي.</p>	<p>الإيمان بالأنبياء سورة الفجر الصدق قناة اللغة العربية والتربية الإسلامية بمدرسة ونشستر</p>



The Winchester School

Year 3 Family Learning Newsletter **March 2020**



<p>Islamic for Non Arabs</p>	<p>Unite 4 - lesson 4 : Truthfulness Learning Objectives: 1- To find out the most important prophet's guidelines in the noble hadith. 2- To describe my imitation of the prophet's truthfulness.</p> <p>Unite 5 - Chapter 6: Cooperation is the secret behind success. Learning Objectives: 1. To explain that cooperation is part of a Muslim's character. 2. To infer the role of cooperation in building of society, as well as the bad effects of selfishness. 3. To enumerate the forms of the cooperation.</p>	<ol style="list-style-type: none">1- Talk to your child about What is Importance of truthfulness in Islam and its Impact on our society2- Speak with your child about the etiquette of helping the others3- Ask your son to write Friday speech about cooperation in Islam (as much as he can)4- Please encourage your son \ daughter to learn Surah-Al-Balad5- Please encourage your son/daughter to learn the dua taught in class.6- Encourage your child to color monthly prayer chart and answers in book ISLAM MY WAY OF LIVING as per the topic he studies. Go through the links on the Arabic and Islamic YouTube channel so that you can help your child learn more at home about the topic	<p>Telling The Truth</p> <p>Arabic and Islamic YouTube Channel</p>
----------------------------------	--	--	--