






# The Winchester School

## Family Learning Newsletter (FS 2) – November 2020



Area of Learning	Focus	Home activities/How can you help your child at home	Useful website
<p><b>Prime Area</b> <b>Personal, Social and Emotional Development</b></p>	<p><b><u>Making relationship</u></b> Explains own knowledge and understanding, and asks appropriate questions of others.</p> <p><b><u>Managing feelings and behavior</u></b> Understands that own actions affect other people, for example, becomes upset or tries to comfort another child when they realise they have upset them.</p> <p><b><u>Self –confidence and self –awareness</u></b> Can describe self in positive terms and talk about abilities.</p>	<p><b>Encourage</b> your child to explore and talk about what they are learning, their ideas and ways of doing things.</p> <p><b>Talk</b> to your child how to talk confidently to others. To show enough confidence to initiate ideas eg: To seek help or check information</p> <p><b>Encourage</b> your child to play along with other children. <b>Share</b> books with stories about characters that follow or break rules, and the effects of their behaviour on others e.g. Mr Men series. Talk to your child and make him/her understand what is right and wrong. Provide activities that encourage, taking turns, give and take or sharing things to be fair. Be alert to justice and let children see that they are addressed and resolved.</p> <p>Provide opportunities for your child to reflect on successes, achievements and their own gifts and talents.</p>	<p><b>Useful website</b></p>  <p><a href="#">Rules to follow</a></p> 
<p><b>Communication and Language</b></p>	<p><b><u>Listening and attention</u></b></p> <p>Two--channelled attention – can listen and do for short span.</p> <p><b><u>Understanding</u></b> Listens and responds to ideas expressed by others in conversation or discussions.</p>	<p><b>Talk</b> about why it is important to pay attention when others are speaking. Use sand timers to help extend concentration and to focus their attention on a task.</p> <p><b>Encourage</b> your child to talk about what is happening and to act out the scenarios in character. <b>Share</b> stories and discuss the characters. Try to ask open ended questions. How do you know that...? Why do you think...?</p>	<p><a href="#">Listen and understand</a></p> 

**Physical Development**

**Speaking**

Extends vocabulary, especially by grouping and naming, exploring the meaning and sounds of new words.

**Moving and handling:**

Travels with confidence and skill around, under, over, and through balancing and climbing equipment's.

**Health and self-care:**

Shows some understanding that good practices with regard to exercise, eating, sleeping and hygiene can contribute to good health.

**Specific Area Literacy**

**Reading**

To segment the sounds in simple words and blend them together and knows which letters represent some of them.

**Stories**

The Magic Bed by John Birmingham  
Going on a bear's hunt by Michael Rosen  
Camel O shy by Sabine P. Moser

**Writing:**

Writes own name and other things such as labels and captions.

How can you tell the difference between \_\_\_\_\_ and \_\_\_\_\_

**Share** and join in Role-Play, encouraging children to talk about what is happening and to act out the scenario. Develop language skills through structured and unstructured discussions linked to books, topics, routines, events.

Provide time and space to your child to enjoy energetic play daily. Pose challenging questions such as 'Can you get all the way round the climbing frame without your knees touching it?'

**Talk** about health awareness by talking with children about exercise, its effect on their bodies and the positive contribution it can make to their health.

**Encourage** you child to have a healthy routine everyday by sleeping on time and eating a healthy food.

Model oral blending of sounds to make words in everyday contexts, e.g. 'Can you get your h-a-t hat?' Play games like word letter bingo to develop your child's phoneme-grapheme correspondence.

**Encourage** your child to retell the story using props and story language.

For e.g. Once upon a time, long ago in a far away. One bright summer morning etc. Help children to talk about different stories and discuss how they will act:-what part each child will play and what props they will need.

**Encourage** your child to label their drawings by saying the word slowly and then focusing on each sound to make that word.

**Share** fun ways of encouraging your child to practice writing their name e.g. draw it on the playground with chalk and ask them to paint over it with water.



[Movement](#)

[Healthy](#)

[We're going on a bear hunt](#)







[Magic bed](#)





[Camel O Shy](#)



[Label](#)

<p><b>Mathematics</b></p>	<p><b>Jolly Phonics</b>          Introduce letter sound of l,f,b, g, o, u          Jolly phonics recap of letters ck, e, h, r, m, d          Blending CVC words for reading and writing.          Blending and reading of words in letter and sound book.          Write CVC and high frequency words.( at, a, as in ,it, is, the, has, can, had, his, am, and me)</p> <p><b>Numbers</b>          Adding one more or one less from a group of up to five objects, then ten objects.</p> <p><b>Space, shapes and measures</b>          Uses familiar objects and common shapes to create and recreate patterns and build models.</p>	<p>Plan interesting opportunities for writing e.g. messages in bottles to pirates, get well cards to children who are ill. Praise your child for trying to segment, and reassure them the writing doesn't have to be perfect.</p> <p><b>Encourage</b> your child to read simple words by sounding out the letter sound and blending them to make simple words like hen, red, bag etc.  <b>Encourage</b> your child to explore tricky words through games and songs.</p> <p><b>Encourage</b> your child to use language involving addition for e.g. There are 3 people on the bus, 1 more gets on. How many are on the bus now? (say together 4 is 1 more than 3, 3 add 1 is 4). Use words like more, and, add, make sum, total, altogether. Also do same for less than use words like less than, take away, Subtraction.  <b>Share</b> and add 1 or 2 more to a given number on fingers or objects.</p> <p>Make a book of patterns using shapes cutouts, objects, colours.  <b>Encourage</b> them to explore their surroundings to find different patterns.</p>	 <p><a href="#">Phonics set 3 HF words</a></p> <p><a href="#">Addition 1 more</a></p> <p><a href="#">Subtraction 1 less than</a></p>  <p><a href="#">Patterns</a></p> 
<p><b>Understanding the World</b></p>	<p><b>People and communities</b>          Enjoys joining in with family customs and routines.</p> <p><b>The world</b>          Looks closely at similarities, differences, patterns and change.</p>	<p><b>Encourage</b> your child to talk about the weather of different countries and their clothing, food they eat, festival they celebrate etc.</p> <p><b>Share</b> your personal experiences with your child to understand different environments and encourage them to make comparisons. E.g. In winter we need to wear warm clothes, sun goes down early and gets dark quickly, eating-more warm things.</p> <p><b>Talk</b> about different plants, leaves- colours, size, shapes, and touch.</p>	 <p><a href="#">Talking about weather</a></p>

	<p><b>Technology</b> Completes a simple program on a computer.</p>	<p><b>Share</b> and encourage your child to click on different icons to cause things to happen in a computer program.</p>	
<p><b>Expressive Arts and Design</b></p>	<p><b>Exploring and using media and materials</b> Manipulates materials to achieve a planned effect</p> <p><b>Being imaginative</b> Plays cooperatively as part of a group to develop and act out a narrative.</p>	<p><b>Talk</b> to your child about ways of finding out what they can do with different media and what happens when they put different things together like flour with water or oil, corn flour in mixtures, baking powder in cake dough, tea bags in milk and water.</p> <p><b>Share</b> and encourage your child to use unwanted scrap / different materials to make things e.g. bear, cave, train etc.</p> <p>Play fictional characters in pretend settings encourage your child to act out their own original stories, using language from other contexts thus developing an understanding of story structure.</p> <p><b>Encourage</b> your child to narrate the story in their own words.</p>	<p><a href="#">Kid in the kitchen</a></p> 
<p><b>UAE Social Studies</b></p>	<p><b>Helping your community</b> To help community in simple ways</p>	<p><b>Talk</b> to your child about the social responsibilities. How to stay safe, things to do when going out, avoid crowd areas washing hands, importance of wearing a mask, etiquettes while coughing and sneezing.</p> <p><b>Encourage</b> your child to make a thank you note for the front liners, doctors, nurses, police, teachers.</p>	<p><a href="#">Stay Safe</a></p> 
<p><b>Upcoming Events</b>  <b>Sunday 1<sup>st</sup> November- Flag Day</b>  <b>Sunday 8<sup>th</sup> November- Well Being week</b>  <b>Monday 16<sup>th</sup> November- International Day of tolerance.</b></p>			