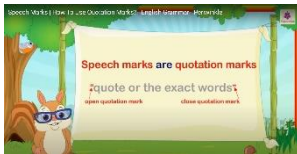






The Winchester School

Family Learning Newsletter Year 2 October 2020




| Area of learning | Focus | Home activities/How can you help your child at home. | Useful websites |
|------------------|---|---|---|
| Literacy | <p>Spelling</p> <ul style="list-style-type: none"> To identify and spell words where // sound is spelt 'el' // sound is spelt 'al' // sound is spelt 'il' <p>Punctuation</p> <ul style="list-style-type: none"> Use of speech marks. <p>Grammar</p> <ul style="list-style-type: none"> To use past tense in sentences, accurately. <p>Text Level</p> <p>Poems</p> <ul style="list-style-type: none"> To explore elements of Poetry. To use rhyme and alliteration in poems. To understand that poetry is written in verses/stanzas and not paragraphs. <p>Fairy Tales</p> <ul style="list-style-type: none"> To explore elements of Fairy Tales. | <p>Encourage the child to find words while they read stories which follow the rules mentioned. Help your child use these words to create their own sentences.</p> <p>During day to day conversations encourage your child to use some words from VCOP Pyramid (from GLG resources). Use them while speaking with other family members. Say a simple sentence with a dialogue/ conversation and ask your child to write it down using speech marks. For example: Max said, "I love cookies."</p> <p>Ask your child to think of the regular activities he/she does during the day. Encourage them to write those down using past tense. For example: I <u>brushed</u> my teeth.</p> <p>Talk to your child about poems. Encourage your child to write about a favourite animal or toy. Share the poem with friends who visit. Read/Recite a poem to your child. Analyse the feeling of the poet. Identify rhyme and alliteration. Talk about the effects of these in poems.</p> <p>Talk to your child about making your child's own storybook. Cut different pictures from old magazines/newspapers and ask him/her to arrange in order and stick on sheets of paper.</p> <p>Encourage your child to create a story according to the</p> | <p>Phonics</p> <p>Phonics ee ur ow wh y au</p> <p>// sound spelt as al, el</p> <p>Speech Marks</p>  <p>Past Tense</p>  <p>Rhyme Time</p>  <p>Stories and Poems creator</p> |



The Winchester School

Family Learning Newsletter Year 2 October 2020



- To write an alternative story incorporating story elements (story opening, middle, story ending)
 - To use time connectives (after, meanwhile, during, before etc.) to link sentences.
- To explore fairy-tale dialogue through role-play.

pictures. Complete with a title, a cover page and name of writer (your child). Keep this book on the shelf with other books and encourage your child to read it to you.

Share the book with friends who visit.

Read/Tell your child a story with a character facing a problem how it was solved at the end. With your child act the scene he/she just heard. Now have fun writing this story in the right order (beginning, middle, and ending).



Numeracy

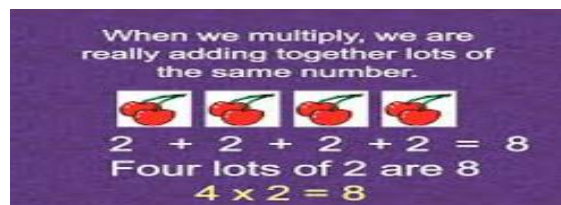
Calculate mathematical statements for multiplication and division within the multiplication tables of 2 and 5 and write them using the multiplication (x), division (÷) and equals (=) signs.

To show that multiplication of two numbers can be done in any order (commutative) and division of one number by another cannot.

Encourage your child to see the patterns and so cut down on the number of facts to memorise. Highlight the facts you already know on the square and then start work on selected table facts. Children can be given times table squares like this one to complete with the missing table facts they are working on.

| | | | | | | | | | |
|----|----|----|----|----|----|----|----|----|-----|
| 1 | 2 | 3 | 4 | 5 | 6 | 7 | 8 | 9 | 10 |
| 2 | 4 | 6 | 8 | 10 | 12 | 14 | 16 | 18 | 20 |
| 3 | 6 | 9 | 12 | 15 | 18 | 21 | 24 | 27 | 30 |
| 4 | 8 | 12 | 16 | 20 | 24 | 28 | 32 | 36 | 40 |
| 5 | 10 | 15 | 20 | 25 | 30 | 35 | 40 | 45 | 50 |
| 6 | 12 | 18 | 24 | 30 | 36 | 42 | 48 | 54 | 60 |
| 7 | 14 | 21 | 28 | 35 | 42 | 49 | 56 | 63 | 70 |
| 8 | 16 | 24 | 32 | 40 | 48 | 56 | 64 | 72 | 80 |
| 9 | 18 | 27 | 36 | 45 | 54 | 63 | 72 | 81 | 90 |
| 10 | 20 | 30 | 40 | 50 | 60 | 70 | 80 | 90 | 100 |

Play rhyming games with your child. Recite rhymes or share song lyrics that contain number concepts and themes. Children will enjoy the rhyming sounds and will learn addition and subtraction concepts.




[Multiplication and Division](#)

[Multiplication and division](#)



The Winchester School

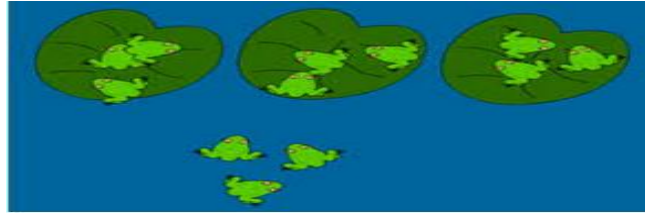
Family Learning Newsletter Year 2 October 2020



Solve problems involving multiplication and division, using arrays, repeated addition and multiplication and division facts, including problems in contexts.

To measure and compare the length of different objects by using standard units of measurement (cm)

Talk to your child that *division* is the opposite of multiplication in mathematics. *Division* allows us to divide or '*share*' numbers *to find* an answer.



QUESTIONS TO ASK

How can you make 40 by multiplying by 5 or 10?

What do you notice when you multiply/divide a number by 10? How does the answer differ from the starting number?

Create your own number story based on real life and share them with you child. **Encourage** your child to create word problems of their own using their math skills and have them challenge their family members.



QUESTIONS TO ASK

What is 10 multiplied/divided by 5?

What real-life example can you think of for that multiplication/division fact?

[Multiplication and division](#)

[Division Game](#)

[Word problems multiplication and division](#)

[Problem Solving](#)

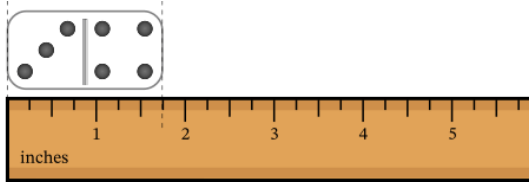


The Winchester School

Family Learning Newsletter Year 2 October 2020



Talk to your child about different measuring tools like ruler, measuring tape etc. Encourage them to read numbered division on them.
Encourage your child to measure the length of objects like table and shelves, height of his/her siblings and friends in cms using a measuring tape.



Encourage your child to measure the height of his/her siblings and friends in cms using a measuring tape

Which symbol means 'is less than'/'is greater than'/'is equal to'?

Which measurement is the shortest/longest? How do you know?

[Measuring Length](#)

[Length](#)

Challenge:

How quickly can you finish this pattern?

$$1 \times 5 = 5$$
$$2 \times 5 = 10$$







Can you also say the facts as divisions?



The Winchester School

Family Learning Newsletter Year 2 October 2020



| | | | |
|----------------------------------|--|---|---|
| <p>Science</p> | <p>To explore different habitats such as Desert, Aquatic, Forest and Arctic.</p> <p>To explain about the adaptation of living things in each habitat.</p> <p>To analyse the ways animals adapt to their habitats in order to more effectively catch food, stay safe from predators, and care for their young.</p> <p>To investigate the effect of weather and human deeds in habitats.</p> | <p>Talk to your child about the different habitats in the world such as desert, arctic, forest, aquatic.</p> <p>Share with your child magazines and newspaper cuttings where there are information on pollution which causes damages in different habitats.</p> <p>Encourage: children to research more on different types of habitats using ICT and to prepare a power point presentation on it.</p>  | <p>Animal facts</p> <p>Animal Homes</p> <p>Pond habitat</p> <p>Polar habitat</p> <p>Effects of climate</p> |
| <p>UAE Social Studies</p> | <p>UAE heritage and traditions</p> <p>Key vocabulary: heritage village, tradition</p> | <p>Talk to your child about the symbols, songs and traditions that identify the UAE and the importance of preserving the elements of national identity</p>     |  <p>https://www.youtube.com/watch?v=SqzqU82vMDM</p> <p>https://www.youtube.com/watch?v=ESCf9FOrx2c</p> <p>https://www.youtube.com/watch?v=df0iAZ8IwiQ</p> |



The Winchester School

Family Learning Newsletter Year 2 October 2020



Share with your child the different traditions followed in the UAE. Why are animals important and why are they used in Emirati culture?

Encourage your child to show an emerging awareness and value of shared and national identities.





The Winchester School

Family Learning Newsletter Year 2 October 2020



| Area of learning | Focus | Home activities/How can you help your child at home | Useful website |
|----------------------|--|--|---|
| Arabic for Arabs | <p>1- قصة "الابتسامة الجميلة"</p> <ul style="list-style-type: none">- أن يحدد الطالب عناصر القصة الفنية .- أن يفسر الطالب معاني المفردات الجديدة.- أن يطرح الطالب أسئلة بـ (متى – وكيف – لماذا – أين) .- أن يميز الطالب بين الاسم والفعل والحرف- أن يتوقع الطالب نهايات جديدة للقصة . <p>2 - نشيد (أحب القراءة)</p> <ul style="list-style-type: none">- أن يميز الطالب الفرق بين النثر والشعر .- أن يميز الطالب أنواع مختلفة من النصوص الشعرية- أن يناقش الطالب زملائه في القصيدة .- أن يستنتج الطالب العلاقة بين السبب والنتيجة. <p>3 - نص معلوماتي (فكر وأجب)</p> <ul style="list-style-type: none">- أن يتعرف الطالب طريقة البحث عن كتاب .- أن يميز الطالب بين الفعل في زمني الماضي و المضارع.- أن يربط الطالب الأفكار الجديدة مع أفكاره القديمة. | <p>*يساعده في قراءة إحدى القصص وتحديد عناصرها .</p> <p>* لعبة جملة وكلمة للتعرف على الجملة المفيدة .</p> <p>* جمع صور للأصدقاء وهم يبتسمون .</p> <p>* تدريب الطالب بالمنزل على بعض السلوكيات الصحية السليمة .</p> <p>* يساعده في البحث عن فيديوهات تعبر عن المشاعر من فرح وسرور وحزن وغضب وتعبيرات الوجه المختلفة.</p> <p>يمكن لولي الأمر الدخول من خلال الرابط المرفق لموقع قناة اللغة العربية والتربية الإسلامية الخاص بمدرسة ونشستر ومتابعة التسجيلات الخاصة بالدروس ومشاركتها مع التلميذ وتدوين ما تعلمه في دفتره المدرسي.</p> | <p>الابتسامة سر السعادة منصة أقرأ بالعربية قناة اللغة العربية والتربية الإسلامية بمدرسة ونشستر</p> |
| Arabic for Non-Arabs | <p>At home (في البيت)</p> <ul style="list-style-type: none">-To use the new words in different sentence.- To describe the house using adjectives.- To create a dialogue about the house. <p>To conjugate the new verbs with the pronouns in sentences.</p> | <p>In every new lesson, we provide new words with its meanings. Help your child to memorize them and using them in sentences on his/her own.</p> <p>Ask your child to describe the house.</p> <p>Ask your child to practice writing the new words.</p> | <p>Courses for Learning Arabic</p> <p>Arabic Activities</p> <p>Learn Arabic For Kids</p> <p>Arabic alphabets</p> <p>LEARN ABOUT THE HOUSE The most common Adjectives in Arabic</p> <p>Learn Arabic Writing</p> <p>I Read Arabic</p> |



The Winchester School

Family Learning Newsletter Year 2 October 2020





| | | | |
|------------------------------|--|---|---|
| | - To create a simple paragraph about the house. | Go through the links on the Arabic and Islamic YouTube channel so that you can help your child learn more at home about the topic | Arabic and Islamic YouTube Channel |
| Islamic for Arabs | <p>سورة النصر أن يلتزم التلميذ آداب التلاوة أن يحدد التلميذ معاني المفردات الجديدة أن يوضح التلميذ المعنى الإجمالي للسورة</p> <p>إيماني بربي أن يوضح التلميذ معاني الحديث أن يفسر التلميذ المفردات الجديدة أن يوضح التلميذ أركان الإيمان</p> <p>الطهارة عنواني أن يوضح التلميذ معنى الطهارة أن يميز التلميذ صور الطهارة أن يوضح التلميذ فضل الطهارة.</p> | <p>يساعد ولي الأمر التلميذ من خلال:</p> <ul style="list-style-type: none">- مساعدته في تحديد الأعمال المناسبة له .- تشجيعه على الطهارة .- حثه على حفظ السورة من خلال المصحف المعلم- مساعدته في البحث على آيات تدل على الإيمان بالله.- يحثه على الالتزام بالأخلاق الحسنة. <p>يمكن لولي الأمر الدخول من خلال الرابط المرفق لموقع قناة اللغة العربية والتربية الإسلامية الخاص بمدرسة ونشستر ومتابعة التسجيلات الخاصة بالدروس ومشاركتها مع التلميذ وتدوين ما تعلمه في دفتره المدرسي.</p> | <p>سورة النصر أركان الإيمان الطهارة قناة اللغة العربية والتربية الإسلامية بمدرسة ونشستر</p> |
| Islamic for Non Arabs | <p>Lesson1: Surat ul Asr To memorize the Surah. To explain the overall meaning of the surah.</p> <p>Lesson2: Tolerance To explain the concept of tolerance in Islam. To infer the manifestations of tolerance in Islam. To conclude the importance of tolerance and its impact.</p> <p>Lesson 3: The virtue of reciting Quran To explain the overall meaning of the noble hadith. To Conclude the virtues and rewards of reciting the holy book.</p> <p>Lesson 4: the prophet loves work To explain the value of work in Islam To infer some aspects of the love of our Prophet to work.</p> | <p>Encourage your child to memorize Surat ul Asr and keep revising surat un Nasr and surat ul Ma'oun as well not to forgive it. Share with your child the meaning of the verses of Surat ul Asr. Talk to your child about some manifestations of tolerance. Explain to your child the importance of being tolerant and its effects. Share with your child some aspects of tolerance shown by our beloved prophet and encourage him/ her to take Him as a model. Encourage your child to recite Quran for its virtues and benefits. Talk to him or her about the importance of reciting the Quran as shared in the hadith of the lesson. Go through the links on the Arabic and Islamic YouTube channel so that you can help your child learn more at home about the topic</p> | <p>Surah Al-Asr Tolerance WE ARE ALL PEOPLE WE ARE ALL EQUAL</p> <p>Why Do We Recite Quran?</p> <p>Arabic and Islamic YouTube Channel</p> |



The Winchester School

Family Learning Newsletter Year 2 October 2020



| | | | |
|------------------------------------|--|--|--|
| <p>Music Year02 (Kiko)</p> | <p>Improving children’s confidence and musicality through singing actions songs and chanting rhymes.</p> <p>We now started singing one by one.</p> | <ul style="list-style-type: none"> •Let the children sing action songs at home. •Ask the child to perform the songs we learned in school. •Help the child choose which other songs they know aside from the songs taught in school and let them invent their own singing actions. | <p>https://www.youtube.com/watch?v=di8Fq2zzaWU</p> |
| <p>Music Year02 (Sunil)</p> | <p>Read and play Musical notes with the help some words (Bee, Glow- worm, Butterfly and caterpillar)</p> | <ul style="list-style-type: none"> •Let the Children play the rhythm with the help of words by clapping (Bee, Glow- worm, Butterfly and caterpillar) <p>Ask the child how to play Music with the help of (Bee, Glow- worm, Butterfly and caterpillar) by clapping</p> | |
| <p>Physical Education</p> | <p><u>Dance workout:</u></p> <p>During Dance workout the focus is on improving body coordination, body movements and different steps.</p> <p><u>Physical fitness workout:</u></p> <p>During physical fitness workout the focus is on to develop the strength, coordination, balance and flexibility.</p> | <p><u>Talk and Encourage the children to do the following:</u></p> <ul style="list-style-type: none"> • Body coordination • Body movements • Different steps • Eye hand coordination.  <p><u>Talk and Encourage the children to do the following:</u></p> <ol style="list-style-type: none"> 1. Squats 2. Jumping jacks 3. Flamingo pose | <p><u>Useful sites:</u></p> <p>www.pecentral.org</p> <p>https://www.youtube.com/c/FamilyFriendlyGaming/videos?view=0&sort=p&shelf_id=3</p> <p>www.pecentral.org</p> <p>https://www.youtube.com/channel/UCTlwFB4ciFi5ZClu-VlwaOg</p> |



The Winchester School

Family Learning Newsletter Year 2 October 2020



Physical fitness workout:

During physical fitness workout the focus is on to develop the Endurance, strength, coordination, balance and flexibility.

PE Assessment:

Focus is on to assess their Physical fitness abilities in endurance, flexibility, coordination, strength, balance, etc.

4. Sit and reach
5. Bear walk



Talk and Encourage the children to do the following:

1. Skipping
2. Running on the spot
3. Flying pose
4. Dancer poses
5. Cobra position



Talk and Encourage the children to do the following:

1. Squats
2. Jumping jacks
3. Flamingo pose
4. Sit and reach
5. Bear walk
6. Skipping
7. Running on the spot
8. Flying pose
9. Dancer poses
10. Cobra position.

www.pecentral.org

<https://www.youtube.com/channel/UCTlwFB4ciFi5ZClu-VlwaOg>


www.pecentral.org


<https://www.youtube.com/channel/UCTlwFB4ciFi5ZClu-VlwaOg>



The Winchester School

Family Learning Newsletter Year 2 October 2020



| | | | |
|---|---|---|---|
| <p>Digital Learning</p> <p>Computing and Thinking</p> | <p>To demonstrate how people can connect on the Internet.</p> <p>To recognise the main purpose of product sites is to encourage viewers to buy product.</p> <p>To apply the concepts of programming such as inputs and outputs and use these to discuss a robot's relationship to their environment</p> | <p>Share with your child importance of making a smart, quality and age appropriate choices when interacting with digital content.</p> <p>Encourage children to explore different ways to connect with community.</p> <p>Talk about the importance of being safe online and creating a smart password.</p> <p>Talk about how a computer system works and how they take in information and produce output. Encourage them to explore how different devices work. Let them share their views with you.</p> | <p>Digital Citizens</p> <p>Smart Password</p> <p>Digital Safety</p> <p>Input and output</p>  |
| <p>Art</p> | <p>To develop a wide range of art and design techniques in using colour, pattern, line, shape, form and space.</p> | <p>Encourage your child to attempt to draw objects using a range of media (pictures/videos) Talk to them about the importance of looking closely during observational drawing.</p> | <p>Drawing and sketching</p> |
| <p>Moral Education</p> | <p>Topic: What is fairness?</p> <ul style="list-style-type: none"> ➤ To explore feelings in the context of important relationships including family and friends. ➤ To suggest how to make an unfair situation fair. | <p>Talk to your child about fairness and unfairness.</p> <p>Share with your child about the importance of fairness.</p> <p>Encourage your child to recognize the importance of an apology if someone has acted unfairly.</p> | <p>Fairness and unfairness</p> <p>To understand the importance of an apology</p> |



The Winchester School

Family Learning Newsletter Year 2 October 2020



Topic: I am sorry

- To recognize that an apology is required if someone has acted unfairly.

