







# The Winchester School

## Family Learning Newsletter (FS 2) – September 2020



Area of Learning	Focus	Home activities/How can you help your child at home	Useful website
<b>Prime Area Personal, Social and Emotional Development</b>	<p><b>Making Relationships:</b> Can play in a group and demonstrate friendly behaviour and can select and use activities and resources with help.</p> <p><u><b>Self –confidence and self-awareness</b></u> Confident to speak to others about own needs, wants, interests and opinions.</p> <p><b>Managing feelings and behaviour</b> Can usually adapt behaviour to different events, social situations and changes in routine.</p>	<p><b>Encourage</b> your child to play different board games by taking turns e.g. Ludo, Snake and Ladder etc. Plan activities with friends that require collaboration in different ways. Help, them to share, and work together in a group by taking turns. E.g. Building Blocks, Construction with LEGO encourage them to be mindful of other people while playing.</p> <p>Use growth mindset comments when talking to your child. E.g.- Mistakes help you learn and grow. Give them age appropriate “<b>special tasks</b>” to do. E.g. helping a younger sibling at home or being a cooking assistant. Allow your child to initiate or choose the activity, as well as lead it. Engage in and appear to enjoy a child-led activity.</p> <p><b>Talk</b> about rules that need to be followed and the importance of following them. Spend time together looking and talking about different pictures. Include opportunities at home to help in appropriate task. E.g. dusting tables, setting tables, and putting toys.</p>	<p><a href="#">Friends</a></p>  <p><a href="#">Growth mind set</a></p>  <p><a href="#">Golden rules</a></p> 
<b>Communication and Language</b>	<p><b>Listening and attention.</b> Listens to others one to one or in small groups</p>	<p><b>Share</b> with your child simple rhymes songs and stories <b>Encourage</b> children to retell the stories and ask questions about the characters and setting in the story. Let them tell you the beginning middle and end of a story.</p>	<p><a href="#">Listening</a></p> 



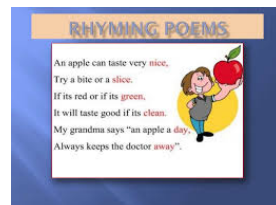
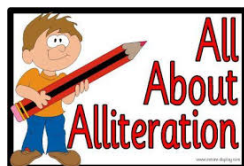
Mr. Bears Holidays  
Russell the sheep  
Can't you sleep little bear

### Writing:

Gives meaning to marks they make as they draw, write and paint.

### Jolly Phonics

Introduce Jolly Phonics- Aspect 1  
Environmental Sounds.  
Instrumental sounds  
Body percussion  
Rhythm and rhyme/ Voice sounds  
Alliteration  
Oral Blending and segmenting



Develop an interest in stories and songs by showing picture books or audio-visual aids.

**Encourage** them to describe the characters and setting in the story. They can try to create their own story.

**Encourage** them to put sound buttons as they attempt to read a word.

**Encourage** your child to write, even they are scribbling  
Give them opportunities to practice writing by helping them sign birthday cards, write stories, and make lists.

**Talk** to the children about the letters that represent the sound they hear at the beginning of their own names and other familiar words.

**Encourage** the children to label their drawings with the initial sound.

Try activities like **Turn your child's writing into books**

Paste her drawings and writings on pieces of paper. For each book, make a cover out of heavier paper, and add special art, a title, and her name as author. Punch holes in the pages and cover, and bind the book together with yarn or ribbon.

**Encourage** children's listening skills and awareness of sounds in the environment for e.g. Go on a sound hunt. Discuss what sounds they can hear when they go to beach, park, shopping etc.

**Encourage** children to discriminate between the different sounds. Ask them to recall all the sounds heard.

Allow children to play freely with musical instruments; to explore, question, discuss and learn.

**Encourage** children to explore rhyming words through games and songs.

They can use drawing to make a list of rhyming words.

Example cat bat hat



[ORT Stories](#)

[Little red riding hood](#)



[Writing](#)






[Environmental Sounds.](#)



[Instrumental sounds](#)

[Body percussion](#)

[Alliteration](#)

[Rhythm and rhyme](#)

<p><b>Mathematics</b></p>	<p><b>Numbers:</b>  Recites numbers in order to 10.  Uses some number names and number language spontaneously.</p> <p><b>Space, shapes and measures</b>  Selects a particular named shape.  Shows an interest in shape and space by playing with shapes or making arrangements with objects.  Uses positional language</p>	<p><b>Share</b> songs or rhymes with numbers in them e.g. 1 little, 2 little 3 little Indians, 4 little 5 little 6 little Indians 7 little 8 little 9 little Indians 10 little Indian boys and girls.  <b>Encourage</b> sorting things at home like socks, toys, colour pencils or cutlery etc. and questions how many pans will fit on this shelf?  Use counters to group, count and compare.</p> <p><b>Encourage</b> children to find shapes around them e.g. round sun, rectangular carpet....  <b>Talk</b> about the shapes they see and use, how they are arranged and used in construction.  <b>Talk</b> about the shapes while building blocks and why a particular shape is used and how  <b>Encourage</b> the children to create patterns using shapes.  Let them cut pictures from magazines and identify the shape of the picture  <b>Example:</b> cut a picture of an apple from a flyer and say that the apple is round.  Play games involving children positioning themselves or objects inside, behind, on top and so on.</p>	<p><a href="#">Number songs</a></p> <p><a href="#">Ten little numbers Counting</a></p>  <p><a href="#">Shapes</a></p> 
<p><b>Understanding the World</b></p>	<p><b>People and communities</b>  Remembers and talks about significant events in their own experience.</p> <p><b>The world</b>  Looks closely at similarities, differences, patterns and change.</p> <p><b>Technology</b>  Knows how to operate simple equipment.</p>	<p><b>Encourage</b> children to talk about their summer holidays and share their experiences about significant events like Eid Celebrations.</p> <p><b>Encourage</b> and help your child to make a picture collage of their summer holidays and share and talk about their experiences with friends and peers.  Visit the zoo or park <b>Encourage</b> children to find more information about their favourite animal, plant bird and make a picture book of it.</p> <p>Encourage your child to use some aspects of technology under supervision – switching on the TV, making a phone call on a mobile phone or landline, or putting shopping through a self-</p>	<p><a href="#">Outdoor experiences</a></p>  <p><a href="#">World around</a></p> 

		<p>service till in the supermarket. Have fun outside in the dark using a battery-operated torch.</p> <p>When you are buying presents, consider buying your child a keyboard or a digital camera.</p>	
<p><b>Expressive Arts and Design</b></p>	<p><b>Exploring and using media and materials</b>          Explores colour and how colours can be changed.          Uses various construction materials.          Artist Pointillism, Mondarian.</p> <p><b>Being imaginative</b>          Create simple representations of events, people and objects</p>	<p><b>Encourage</b> your child to paint a portrait of mum and dad, pets, things around the house using different medias-          Explore different media; paint, pencil, crayons          Provide different junk material to your child. <b>Encourage</b> them to make various models using junk.</p> <p><b>Encourage</b> your child to make music using glasses, steel and melamine bowls etc. Allow them to make musical instruments using junk material like rubber bands bottles, marbles, pebbles, beans, sand, pulses, empty boxes, empty boxes rubber bands etc.</p>	<p><a href="#">Colours</a></p>  
<p><b><u>Upcoming Events</u></b>          FS Aim High Orientation 3<sup>rd</sup> September 2020          Phonics Workshop 24<sup>th</sup> September 2020          Science Week 27<sup>th</sup> to 30<sup>th</sup> September 2020</p>		