

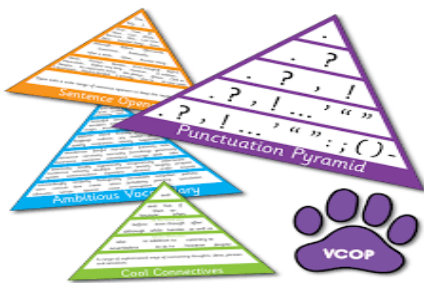




The Winchester School

Year 4 Family Learning News Letter - September, 2020



Area of learning	Focus	Home activities/How can you help your child at home	Useful website																								
<p>Literacy</p>	<p>Spelling: Lesson Objective:</p> <ul style="list-style-type: none"> To add the suffixes 'anti' and 'auto', 'anti' stands for 'against' and 'auto' stands for 'self' or 'own.' To spell words with the /k/ sound as ch Rule: Sometimes words that have the k sound are spelled with a ch <p>Punctuation:</p> <ul style="list-style-type: none"> To use joined handwriting except  <p>where other special forms are required.</p> <ul style="list-style-type: none"> To use basic punctuations to mark grammatical boundaries like commas and full stops are used to join and separate clauses; to identify in their writing which is more effective. 	<p>Talk and encourage the children to do the following: Discuss the rules for different spellings as mentioned in the FLN. Elicit examples from children. Now try the LOOK. COVER SAY WRITE. Try few from the spelling list.</p> <div style="display: flex; justify-content: space-around;"> <div data-bbox="835 609 1144 787"> <p>prefix: auto- [self or own]</p> <table border="0"> <tr><td>autograph</td><td>automobile</td></tr> <tr><td>autobiography</td><td>automatic</td></tr> <tr><td>autobus</td><td>autodial</td></tr> <tr><td>automatic</td><td>autofocus</td></tr> <tr><td>autopilot</td><td>automation</td></tr> <tr><td>autoroute</td><td>autocue</td></tr> </table> <p><small>Year 3 spellings DB2016</small></p> </div> <div data-bbox="1197 609 1480 787"> <p>prefix: anti- [against]</p> <table border="0"> <tr><td>anticlockwise</td><td>antifreeze</td></tr> <tr><td>antiseptic</td><td>antibacterial</td></tr> <tr><td>antisocial</td><td>antibody</td></tr> <tr><td>antidote</td><td>anticlimax</td></tr> <tr><td>antibiotic</td><td>anticipates</td></tr> <tr><td>anticipate</td><td>antibodies</td></tr> </table> <p><small>Year 3 spellings DB2016</small></p> </div> </div> <p>While reading books encourage your child to make note of new words and their spellings especially by adding the suffixes sensibly.</p> <p>Punctuation</p> <p>Discuss the importance of using Punctuation marks and how it can be used in different ways. For example Comma can separate a list of actions E.g.: "He hit the ball, dropped the bat, and ran to first base." Encourage them to make a sentence using the words from spelling list using suitable punctuation marks.</p> <p> verb-flash-cards.pdf</p>	autograph	automobile	autobiography	automatic	autobus	autodial	automatic	autofocus	autopilot	automation	autoroute	autocue	anticlockwise	antifreeze	antiseptic	antibacterial	antisocial	antibody	antidote	anticlimax	antibiotic	anticipates	anticipate	antibodies	<p>spell Check</p> <p>Spelling Quiz</p> <p>Spelling Practice</p> <p>words-with-ch-pronounced-k-video</p>  <p>Punctuation</p> <p>Punctuations Games 1</p> <p>S</p> <p>Grammar Practice</p> <p>Grammar Gorillas</p> <p>Littles Red Riding Hood</p> <p>Features of Play scripts</p> <p>PPT on features</p>
autograph	automobile																										
autobiography	automatic																										
autobus	autodial																										
automatic	autofocus																										
autopilot	automation																										
autoroute	autocue																										
anticlockwise	antifreeze																										
antiseptic	antibacterial																										
antisocial	antibody																										
antidote	anticlimax																										
antibiotic	anticipates																										
anticipate	antibodies																										



The Winchester School

Year 4 Family Learning News Letter - September, 2020



Grammar:



- To be able to identify and use possessive pronouns in writing.
- To write sentences using powerful verb.

Text Level:

To read a play script and explore characters, settings and story line.
 To plan, read and perform a Play Script.
 To write play scripts using known stories as a base.



Tues-LRRH-comic-st
rip.pptx



Sample Play script
Little Red Riding Ho



[create a cape for Red Riding Hood](#)

Encourage your child to become aware of use of possessive pronouns in their writing: his, hers, theirs, mine.
 Through interactive games help the children revise the use verbs.



Learning English with easypacelearning.com

Encourage your child to read different play scripts.
 Ask questions related to characters, their feelings, different settings and the plot of a play.
Talk to your child about a real life situations at home and encourage them to prepare a script. Then enact the script with you child. Make props to enact the story.



LEAFLET 2 THE GREAT ODDFELLOWS MIMMY MYSTERY

Name _____ Date _____

Planning a playscript

What is the name of your play? _____

Who will be in your play? _____

Where will your play take place? _____

Character List _____

Scene 1 _____

Scene 2 _____

Scene 3 _____

Scene 4 _____

Scene 5 _____

Scene 6 _____

What will happen in your play?
 Plot: _____

SCHOLASTIC Online



The Winchester School

Year 4 Family Learning News Letter - September, 2020



Click on the above link and create a cape for Little Red Riding Hood.



Create your own comic strip on Red Riding Hood.

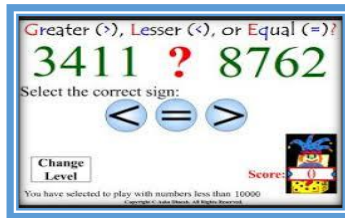
Moral Education link-
Unit 1- Equality and Appreciation
1.5 Appreciation and Gratitude



Encourage your child to share thoughts on equality and appreciation.
Discuss the importance of these moral values and how it can be applied in real life.

Numeracy

Read, write and order four-digit numbers.



Talk to your child about the place value in a 4-digit number and how to order these numbers.
Share the concept behind putting numbers in order as thousand(Th), hundred (H), Tens(T) and ones(O)
Encourage your child to note down numbers of four different cars and put them in order. Put in order four-digit numbers and use the < and > signs.

Place value



Ordering Numbers





The Winchester School

Year 4 Family Learning News Letter - September, 2020



To read and write Roman Numbers up to 100.



Talk to your child about the history of numbers and Roman Numbers. Tell them that the numeral system changed to include the concept of zero and place value. Ask them to observe the numbers written in some wall clocks.

Share how different roman numbers look like and how a very large number is written using a one symbol and a small number is written using many symbols.

Encourage your child to find the fun facts and rules of writing roman numbers.



My number has four digits. It is smaller than 6000 but bigger than 5000. The hundreds digit is smaller than 7 but bigger than 5. The tens digit is an odd number smaller than 5 but bigger than 1. The unit digit is in the 3 times table and is bigger than 4 but smaller than 8. What is my number?



Roman Numbers



I-Pad applications:

Roman Numerals

[Click the link given above, click play, then select Roman Numerals, and then start your game. All the best!](#)





The Winchester School

Year 4 Family Learning News Letter - September, 2020



<p>Science</p>	<ul style="list-style-type: none"> To revisit the steps of investigation. <p>ANIMALS INCLUDING HUMANS</p> <p>Digestive System</p> <ul style="list-style-type: none"> To describe the importance of the Human Digestive system. To explain the functions of the Human Digestive system. To compare the teeth of carnivores and herbivores. 	<p>Talk about the importance of fair test in an investigation.</p> <p>Share how scientific method is used in everyday life. For example: Is the coffee too hot to drink at the moment?</p> <p>Encourage them to use scientific method in everyday life to find solutions to problems</p> <p>Encourage them to find information about the time various types of food takes to digest and what nutrients they provide to the body.</p> <p>Talk about each organ in detail of the digestive system and their role or function in digesting food.</p> <p>Encourage them to question the necessity of the digestive system. What will happen if an organ is missing? Will it affect that person and how?</p> <p>Talk about the importance of teeth, types of teeth and the structure of a tooth.</p>	<p>The scientific method 11 everyday science experiments</p> <p>Exploring the Digestive System:</p> <p>Explore your digestive system</p> <p>Digestive system organs</p> <p>How digestive system works</p> <p>Dr. Binocs digestive system</p> <p>Digestive system</p> <p>Teeth: Teeth facts</p>



The Winchester School

Year 4 Family Learning News Letter - September, 2020



		<p>Share the right practices to care for your teeth. Encourage them to read about the effects aerated drinks, sweets and smoking have on teeth.</p> <p>Encourage them to find out about various professions related to the topics, new inventions made in those fields.</p>	<p>The comparative anatomy of eating</p> <p>All about teeth</p>
Humanities History	<p>Who were the Iron Age Celts?</p> <p>Celtic hillforts</p> <p>Celtic homes</p> <p>What was life like for the Celts in the Iron Age?</p> <p>•</p>	<p>Talk to your child about the Iron Age Celts in Britain. Encourage your child to research where they came from.</p> <p>Share with your child the use of iron at that time and the reason for using it. Encourage them to research the artefacts made during the Iron Age.</p> <p>Share with your child the significance of artefacts and how they help in the construction of historical facts through an enquiry.</p> <p>Talk to your child about the dwellings of the Celtic people and compare the Celtic houses with modern houses.</p> <p>Encourage your child to research life in Celtic settlements, the occupations of the people, their clothes, jewellery and diet.</p>	<p>British History</p> <p>Celts in Britain</p> <p>Celtic Britain</p> <p>Celtic Hills and Forts</p> <p>Celtic Food</p>



The Winchester School

Year 4 Family Learning News Letter - September, 2020



<p>UAE Social Studies</p>	<p>1. Innovation and Technology</p> <p>2. Evolving Technology</p> <p>3. Technology from History</p> <p>4. Farming and civilization</p> <p>5. Early Structures</p> <p>6. Early Sanitation</p>	<p>Talk with your child about the different forms of technology used in our daily lives.</p> <p>Encourage your child to research the evolution of technology through the ages.</p> <p>Share the contributions of early man and early civilizations to technological development and the evidence of this.</p> <p>Talk with your child about the ways people lived in early societies and how they used materials from their environment to live.</p> <p>Encourage your child to research different civilizations through the ages, the types of structures they built and how the environment influenced their construction.</p> <p>Share information on sanitation and cleanliness in early cities and how sanitation improves life in communities and how poor sanitation affects the environment negatively.</p> <p>Link to Moral Education: Educational innovations in schools leading to progressive learning and critical thinking.</p>	<p>Evolution of Technology</p> <p>Technology, social media, gadgets, devices, machines, techniques, methods, processes, innovation, essential, process map, development</p> <p>Technology Then and Now</p> <p>Invention, evolve, discover, revolutionized, interactive, landline phone, calculation</p> <p>Human Prehistory</p> <p>History, historian, archaeology, archaeologist, civilization, artefact, excavate, discover, human, cave paintings, structures, King Tutankhamun, Egyptians</p> <p>The History of Civilisation</p> <p>Farming, hunter gatherers, Stone Age, evidence, agriculture, cattle, Middle East, Hungary, Ukraine, Central Asia, domesticated, squash, barley, settlement, roles, clay, pottery, problem, solution, invention</p> <p>The Ancient Egypt</p> <p>Structures, dwelling, permanent, Stonehenge, Pyramids of Giza, Gobleki settlement, megalith, bedrock, Knap of</p>
----------------------------------	--	---	--



The Winchester School

Year 4 Family Learning News Letter - September, 2020



			<p>Howar, Scotland, Tomb, Umm An-Nar, protection</p> <p>Sanitation, unsanitary, cleanliness, contaminated, cholera, bacterium, vibrio cholera, diarrhoea, dehydration, dangerous, environment, Mohenjo-Daro, Minoans, Knossos, Santorini</p>
Arabic for Arabs	<p>التمييز بين الجملة والتركيب :</p> <p>أن يميز التلميذ بين الجملة والتركيب . أن يستخدم التلميذ جملاً وتراكيباً . حروف تلفظ ولا تكتب :</p> <p>أن يكتب التلميذ كلمات بصرية تحوي حروف تلفظ ولا تكتب . أن يصيغ التلميذ فقرة مستخدماً حروف تلفظ ولا تكتب .</p> <p>تشيد أنت الوطن :</p> <p>أن يحدد التلميذ الفكرة الرئيسة والأفكار الفرعية . أن يدعم التلميذ رأيه بأدلة من النص .</p> <p>أن يميز التلميذ بين الشعر والنثر . أمير الجمل الصغير :</p> <p>أن يقرأ التلميذ النص قراءة سليمة . أن يحدد التلميذ الفكرة الرئيسة والأفكار الفرعية . أن يحلل التلميذ بنية النصوص القصصية وأفعالها .</p> <p>أقسام الكلام:</p> <p>أن يميز التلميذ أقسام الكلام . أن يوظف التلميذ أقسام الكلام .</p>	<p>*يساعده في قراءة إحدى القصص وتحديد عناصرها . * يساعده في وصف الشخصيات من حوله . * لعبة جملة وكلمة للتعرف على أقسام الكلام . * جمع صور من المحيط الذي حوله ووصفها مستخدماً حروف تلفظ ولا تكتب وأقسام الكلام . * البحث عن شواهد شعرية وتحديد أقسام الكلام بها يمكن لولي الأمر الدخول من خلال الرابط المرفق لموقع قناة اللغة العربية والتربية الإسلامية الخاص بمدرسة ونشستر ومتابعة التسجيلات الخاصة بالدروس ومشاركتها مع التلميذ وتدوين ما تعلمه في دفتره المدرسي.</p>	<p>منصة أقرأ بالعربية قناة اللغة العربية والتربية الإسلامية بمدرسة ونشستر</p>
	<p>The school</p> <p>To create sentences about the school. -To design a mind map about the school.</p>	<p>Encourage your child to memorize his/her new vocabulary about the new topic (the school) from the Arabic notebook and textbook.</p>	<p>Learn about the school in Arabic</p>



The Winchester School

Year 4 Family Learning News Letter - September, 2020



Arabic for Non Arabs	<ul style="list-style-type: none">-To use the exclamatory style with the school.- To create a dialogue about the school.- To describe the school.- To compare between his/her school and different school.- To create a paragraph about the school.- To express his/her opinion in the school.- To analyse a text about the school.	<p>Talk to your child about the school. Ask your child about his opinion regarding his/her school. Go through the links on the Arabic and Islamic YouTube Channel so that you can help your child learn more at home about the topic</p>	<p>I Read Arabic Arabic and Islamic YouTube Channel</p>
Islamic for Arabs	<p>سورة البروج : أن يميز التلميذ بعض أحكام التجويد . أن يوضح التلميذ المعنى العام للسورة . آداب المنزل : أن يعدد التلميذ آداب المنزل. أن يستنتج التلميذ آداب المنزل من القرآن والسنة .</p> <p>بدء الدعوة الإسلامية أن يحدد التلميذ بداية الدعوة الإسلامية. أن يستنتج التلميذ الدروس المستفادة من دعوة الرسول صلى الله عليه وسلم. أن يحدد التلميذ أوائل المسلمين .</p>	<p>مساعدة الابن في البحث عن آيات قرآنية تدل على آداب المنزل. مساعدة الابن في البحث عن أحاديث نبوية شريفة تحثنا على حسن الخلق . حث الابن على تطبيق آداب المنزل في حياته.</p> <p>يمكن لولي الأمر الدخول من خلال الرابط المرفق لموقع قناة اللغة العربية والتربية الإسلامية الخاص بمدرسة ونشستر ومتابعة التسجيلات الخاصة بالدروس ومشاركتها مع التلميذ وتدوين ما تعلمه في دفتره المدرسي</p>	<p>سورة البروج آداب المنزل قناة اللغة العربية والتربية الإسلامية بمدرسة ونشستر</p>
Islamic for Non Arabs	<p>Surat AL-Burouj. (1-22) To explain the vocabulary mentioned in the verses. To explain the story of the people of the ditch. To learn the reward of the believers and disbelievers on the Day of judgement. Etiquette of entering of leaving a house. To learn the supplication of entering or leaving the house. To explain how to apply the etiquette of entering or leaving the house.</p>	<p>Encourage your child to memorize Surat- AL-Burouj (Verses 1-22) Search with your child for the story of the people of the ditch. Search with your child for the Dua of entering and leaving the house and memorize them. Share your child how to apply those etiquette at home. Share with your child the general meaning of the hadith of the strong believer. Share your child how can one be a strong believer.</p>	<p>Surat Al-Buruj The strong believer (Hadith) Arabic and Islamic YouTube Channel</p>



The Winchester School

Year 4 Family Learning News Letter - September, 2020



	<p>The strong believer.(Hadith) To find out how can one be a strong believer who is beneficial to people. To explain the effect of good relation with Allah on believers strength. To concluded the good deeds that help a Muslim to be a strong believer.</p>	<p>Encourage your child to colour monthly prayer chart and answers in book ISLAM MY WAY OF LIVING as per the topic he/she studies. Go through the links on the Arabic and Islamic YouTube Channel so that you can help your child learn more at home about the topic.</p>	
<p>French</p>	<ul style="list-style-type: none"> • French Alphabet (start the phonetics) • The greetings • The classroom instructions. 	<ul style="list-style-type: none"> • Use the suggested website and encourage your child to learn the meanings and the spelling of some of the greetings ,and understand the classroom instructions in French 	