
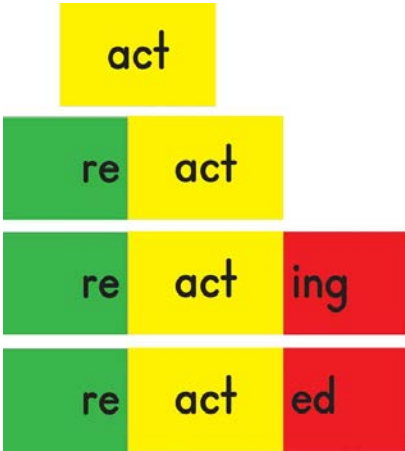




The Winchester School

Family Learning Newsletter -Year 5-September 2020




Area of learning	Focus	Home activities/How can you help your child at home	Useful websites
<p>Literacy</p>	<p><u>Spelling:</u> To add the suffixes: cious, tious: Suffixes</p> <p>To add suffixes beginning with vowels to words ending in -fer</p> <p><u>Punctuation:</u></p> <ul style="list-style-type: none"> • Commas • Hyphens • Punctuating bulleted list  <p><u>Grammar:</u></p> <ul style="list-style-type: none"> • Clauses 1 – To distinguish the difference between clauses and phrases in sentences. 	<p><u>Talk and Encourage the children to do the following:</u></p> <p>Talk to your children about Suffix and prefix. Explain that a prefix is a group of letters placed before the root of a word. For example, the word “unhappy” consists of the prefix “un-” [which means “not”] combined with the root (or stem) word “happy”; the word “unhappy” means “not happy.</p> <p>A suffix is a letter or group of letters added at the end of a word which makes a new word. ... In the table above, the suffix -ful has changed verbs to adjectives, -ment, and -ion have changed verbs to nouns. If you see a word ending in -ment, for example, it is likely to be a noun (e.g. commitment, contentment).</p> <p>Gather more information about Commas, hyphens and Colons using the following documents.</p>	<p><u>Useful sites for grammar:</u></p> <p>Prefixes-suffixes</p> <p>Fun online Vocabulary games</p> 



The Winchester School

Family Learning Newsletter -Year 5-September 2020



© Can Stock Photo - csp21602338

Text Level:



To review the basic grammar concepts:

- To extend sentences using wide range of connectives.
- To use De: De sentences and varied sentence structure in their writing.

Encourage the use of the dictionary to find the meanings of unknown words.

Play **VCOP** games at home to reinforce vocabulary and **encourage** your child to practice all the worksheets based on grammar and punctuation.

Discuss with your child the importance of writing a compound or a complex sentence and how to extend a sentence using connectives

verb
adverb
noun
pronoun
adjective
vowel
consonant



[Clauses - Dependent and independent clauses](#)

[Grammar and punctuation](#)

[verb tense](#)



The Winchester School

Family Learning Newsletter -Year 5-September 2020



Matilda:

matilda

- To explore a Novel and theatrical effects through role- play.
- To use figurative language in writing.
- To analyse and appreciate author's writing style for purpose and audience.
- To develop critical thinking and problem solving skills.
- To develop empathy by role play.
- To explore and describe the different characters in Matilda.

Together read short stories written by Roald dahl from the following link: [Short stories by Roald Dahl](#)



Share and discuss the different writing techniques used by Roald Dahl.

[Listen to Roald Dahl books online](#)

Talk and Share:

Read the story of Matilda and later watch the movie. Later try to understand if reading or watching the movie was effective. How was it different and why?



[Matilda Movie](#)



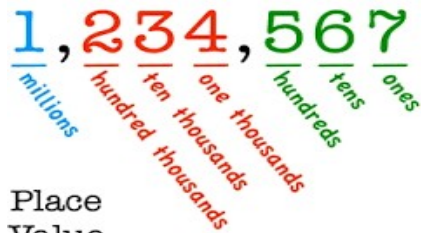
The Winchester School

Family Learning Newsletter -Year 5-September 2020



Numeracy

- To read, write, order and compare numbers to at least 1 000 000 and determine the value of each digit.

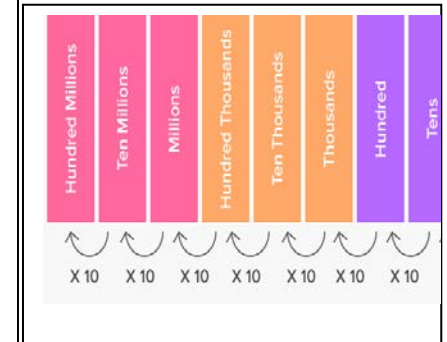




Place Value



Students take turns rolling the die. On his turn, a student rolls and writes his number on the piece of paper to the left of any existing numbers. He then reads the number on the page. Players take turns rolling and adding numbers to one already on the paper, watching the number “snake” grow with each turn. With each turn the number becomes longer and students must read the entire number.

Play this fun and simple game, simply remove the face cards, jokers and 10's from a set of playing cards. Pairs shuffle the deck and place it in the center. Each student draws 2 cards and arranges the digits to build the greatest number possible. The player who can build the greatest number takes all 4 cards. Both players are required to say the number they build out loud. In the case of a tie, both players leave those cards and redraw 2 cards each. The player with the greatest numbers takes all 8 cards.





The Winchester School

Family Learning Newsletter -Year 5-September 2020

- To interpret negative numbers in context, count forwards and backwards with positive and negative whole numbers, including through zero.



To round any number up to 1 000 000 to the nearest 10, 100, 1000, 10 000 and 100 000.

Share and talk to your child about the real life use of integers. For e.g. Temperature can be (- 2,-10, 23, 25 degrees), checking accounts, in business profits and loss.



Share with your children rounding means making a number **simpler** but keeping its value close to what it was.

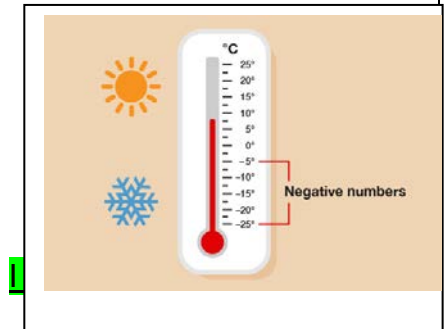
Talk to your child about approximate eg, diameter of the earth at the equator is 12,756 kilometers. That's not an easy number to remember but if someone asked you what the approximate distance you could probably remember that it's about 13,000 kilometers.

[Place value](#)

[Rounding numbers](#)

[Place value](#)

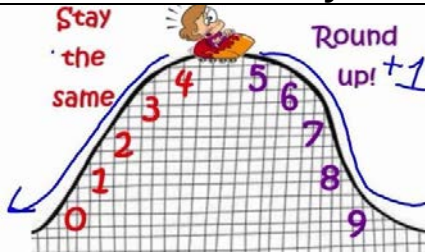
[Negative numbers](#)





The Winchester School

Family Learning Newsletter -Year 5-September 2020



Challenge Yourself!

You are arranging 700 plants in a rectangular garden with the same number of plants in each row. How many ways can you arrange the garden?



<https://itunes.apple.com/us/app/itooch-math-grade-5-lite/id423778662?mt=8>

<https://itunes.apple.com/en/app/motion-math-zoom/id451793073?mt=8>


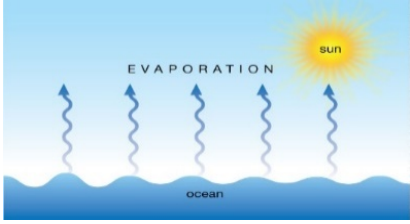

<https://itunes.apple.com/us/app/place-value-mab/id507890987?mt=8>



The Winchester School

Family Learning Newsletter -Year 5-September 2020




<p>Science</p> 	<p>Investigation Skills</p> <p>To recap the scientific investigation skills.</p> <p>To follow the steps of investigation to do a fair test.</p> <p>Topics of Investigations</p> <p>Fair test on Melting and Evaporation</p>	<p>Encourage your child to think of questions to investigate when you observe an experiment.</p> <p>Talk to your child about the following:-</p> <p>The scientific investigation skills and the steps of investigation to do a fair test.</p> <p>Share with your child to observe examples of evaporation in the atmosphere and why it is happening.</p>	<p><u>Investigation Steps</u></p> 
<p>Humanities</p> <p>Earliest civilizations</p>	<p>To explore the achievements of the earliest civilizations – an overview of where and when the first civilizations appeared and a depth study of one of them: Ancient Greece</p>	<p>Share with your child what makes a civilization a civilization.</p> <p>Talk about the characteristics of a civilization.</p> <p>Share with your child myths and legends from different civilizations from your childhood.</p> <p>Talk about the different civilizations your child has studied so far.</p> <p>Share with your child a timeline of these civilizations.</p>	<p><u>https://www.youtube.com/watch?v=mHiegyD18EI</u></p> <p><u>https://www.youtube.com/watch?v=IAQAAJo1fI0</u></p> 




The Winchester School

Family Learning Newsletter -Year 5-September 2020



<p>Ancient Greece – a study of Greek life and achievements and their influence on the world</p>	<p>To explore who the ancient Greeks were, where and when the ancient Greek civilization existed and place it on a timeline.</p> <p>To locate Greece on a map.</p>	<p>Encourage your child to research what the most important contributions made by these ancient civilizations were.</p> <p>Encourage your child to locate Greece and its neighboring countries on a map.</p> <p>Explore the location, climate and terrain of Greece.</p> <p>Talk about the climate and physical features of the Greek mainland and islands.</p> <p>Share with your child stories about Ancient Greece.</p> <p>Encourage your child to research the extent of the ancient Greek empire in 323 BCE. Find the names of the countries in ancient Greek times and the names they are now known as.</p> <p>Encourage your child to create a timeline of events in ancient Greece.</p> <p>Research and prepare a dictionary of new vocabulary with their meaning.</p>	<p>www.bbc.co.uk/schools</p> <p>www.historyforkids.org</p>  <p>www.ancientgreece.com</p> <p>Vocabulary: destination, Europe, Greece, landscape, ruin, temple, terrain, volcanic</p>
	<p>To explore what life was like in Ancient Greece</p>	<p>Encourage your child to locate Athens and Sparta on a map of Greece. Discuss and describe their location.</p>	<p>www.bbc.co.uk/schools</p> <p>www.historyforkids.org</p>



The Winchester School


Family Learning Newsletter -Year 5-September 2020



	<p>To explore the ancient Greek city states - Athens and Sparta.</p>	<p>Talk about the evidence available from the Greek cities.</p> <p>Together work out what everyday life in these ancient cities was like.</p> <p>Encourage your child to research the ancient Greek city-states and explore their similarities and differences.</p> <p>Share the similarities and differences between Greece and the U.A.E.</p> <p>Vocabulary: Athens, barracks (place where soldiers live), comparisons, debate (group discussion), democracy (government by leaders elected by the people), differences, harsh, navy, parliament (a group of people that make a country's laws), regime (a system of government) representative, rivals (people who compete with one another), similarities, Sparta, Spartan</p>	<p>www.ancientgreece.com</p> <p>http://www.history.com/topics/ancient-history/ancient-greece</p>
<p>UAE Sst.</p>	<p>Pre-civilization To explore the importance of early societies in human social evolution.</p>	<p>Encourage research</p> <ul style="list-style-type: none"> • From primary and secondary sources on ancient civilizations and UAE history • Stone Age <ul style="list-style-type: none"> ➢ Paleolithic Age ➢ The Mesolithic Age ➢ The Neolithic Age 	<p>https://www.thenational.ae/ae/heritage/marawah-island-life-in-abu-dhabi-s-stone-age-village-was-far-from-nasty-brutish-and-short-1.771575</p>



The Winchester School

Family Learning Newsletter -Year 5-September 2020




	<p>The Bronze Age To recognize the contribution of the Bronze Age to human development</p> <p>Life in the Bronze Age To explore what life was like in the Bronze Age.</p>	<p>Share</p> <ul style="list-style-type: none">• The advantages of metal tools• How the environment of the Arabian peninsula changed• The impact of historical events on modern society. <p>Talk</p> <ul style="list-style-type: none">• About the tools which helped the Bronze age society develop• About the settlement of Umm Al Nar <p>Together</p> <ul style="list-style-type: none">• Compare and contrast life in the Bronze Age and the Stone Age	 <p>https://gulfnews.com/entertainment/arts-culture/8000-year-old-village-discovered-in-the-uae-1.2242495</p>  <p>https://www.emirates247.com/news/emirates/hafeet-tombs-beginning-of-bronze-age-in-uae-2018-10-26-1.674749</p>
--	---	--	---



The Winchester School

Family Learning Newsletter -Year 5-September 2020



The Indus Valley Civilization

To explore the ancient civilization of the Indus Valley.



Ancient Greek Civilization

To explore the ancient Greek civilization and its effect on modern day cultures.



Troy and the Trojan War

To explore the story of the Trojan War and the evidence from artefacts and literature.

Encourage research on

- The Indian sub-continent with a focus on the Indus Valley
- Settlements along the River Indus
- Evidence of this settlement

Share

- What the ancient Greek civilisation is known for?
- Who the famous ancient Greeks are?
- How ancient Greece has affected our society today?
- The interaction between the ancient Greeks and the Arabian Peninsula.

Talk

- About the artefacts found during the excavation of the city of Troy.

Together

- Research Homer and his Iliad.

<https://www.dkfindout.com/uk/history/indus-valley-civilization/>
<http://whc.unesco.org/en/tentativelists/5892>

<https://www.dkfindout.com/uk/history/ancient-greece/>
<https://www.youtube.com/watch?v=IUZKg3KdtYo>

<https://www.youtube.com/watch?v=pqwptbYjRto>
<https://www.youtube.com/watch?v=4kMQs2ALA94>



The Winchester School

Family Learning Newsletter -Year 5-September 2020

Arabic for Arabs	<p>قصة ورقة الحياة</p> <p>أن يحدد التلميذ الفكرة الرئيسية والأفكار الداعمة</p> <p>أن يحول التلميذ حدثاً من أحداث القصة إلى حوارٍ</p> <p>أن يحدد التلميذ السمات الداخلية والسمات الخارجية لشخصيات القصة</p> <p>أن يحلل التلميذ عناصر القصة</p> <p>أن يحدد التلميذ السمات الفنية للقصة</p> <p>أن يحدد التلميذ علاقات التضاد والترادف بين الكلمات</p> <p>أن ينتبأ التلميذ بما سيحدث بعد نهاية القصة</p> <p>الهمزة المتوسطة على ألف</p> <p>أن يكتب كلمات بها همزة متوسطة على ألف</p> <p>أن يحدد مواضع كتابة الهمزة المتوسطة على ألف</p>	<p>- تحديد السمات الداخلية والسمات الخارجية لشخصيات القصة</p> <p>- التمييز بين الحوار الداخلي والحوار الخارجي</p> <p>- مساعدة التلميذ في تلخيص القصة وكتابة نهاية جديدة للقصة</p> <p>- مساعدة التلميذ في البحث عن لغويات النص بالمعجم المدرسي</p> <p>- مساعدة التلميذ في كتابة ملخص للقصة بأسلوبه.</p> <p>مساعدة التلميذ في كتابة كلمات بها همزة متوسطة على ألف مع بيان سبب كتابتها وتوظيف ضمائر الرفع المتصلة في جمل.</p> <p>يمكن لولي الأمر الدخول من خلال الرابط المرفق لموقع قناة اللغة العربية والتربية الإسلامية الخاص بمدرسة ونشستر ومتابعة التسجيلات الخاصة بالدروس ومشاركتها مع التلميذ وتدوين ما تعلمه في دفتره المدرسي.</p>	<p>الهمزة المتوسطة</p> <p>قصة ورقة الحياة</p> <p>منصة أقرأ بالعربية</p> <p>قناة اللغة العربية والتربية الإسلامية بمدرسة ونشستر</p>
Arabic for Non Arabs	<p>(الروتين اليومي) Daily routine</p> <ul style="list-style-type: none">- To learn the meaning and the conjugation of different verbs needed to talk about daily routine.- To learn the meaning and the use of time expressions when talking about your daily routine.- To describe the daily routine using verbs, time, and connectives in paragraphs.	<p>Encourage your child to memorize the new vocabulary from the Arabic notebook and the Arabic textbook.</p> <p>Encourage your child to use the vocabulary in sentences of their own.</p> <p>Ask your child to study the present and past tense in writing and speaking about the daily routine.</p> <p>Talk to your child about his plans at the weekend.</p>	<p>means of transport</p> <p>My day in Arabic</p> <p>DRINKS IN ARABIC</p> <p>I Read Arabic</p> <p>Arabic and Islamic YouTube Channel</p>



The Winchester School

Family Learning Newsletter -Year 5-September 2020



	<p>- To analyse a text about the daily routine.</p>	<p>Go through the links on the Arabic and Islamic YouTube channel so that you can help your child learn more at home about the topic</p>	
Islamic for Arab	<p>سورة الانفطار</p> <p>أن يبرهن التلاميذ على قدرة الله تعالى من خلال السورة الكريمة .</p> <p>أن يناقش التلاميذ عقاب الله عز وجل للمشركين على جحودهم</p> <p>حديث المفلس الحقيقي</p> <p>أن يستنتج التلاميذ الأعمال التي تجعل الإنسان مفلساً يوم القيامة .</p> <p>أن يستنتج التلاميذ الأعمال التي تجعلنا من الفائزين يوم القيامة .</p> <p>أن يدلل التلاميذ من القرآن والسنة على الأعمال التي تجعلنا من الفائزين</p> <p>أحب العمل إلى الله تعالى</p> <p>أن يميز التلاميذ بعض الأعمال التي يحبها الله تعالى .</p> <p>أن يشرح التلاميذ أهمية العمل الصالح .</p> <p>أن يستنتج التلاميذ عاقبة بر الوالدين.</p>	<p>مساعدة التلميذ في حفظ عشر آيات من اول السورة الكريمة من خلال الشبكة المعلوماتية .</p> <p>مساعدة التلميذ في البحث عن صور لمخلوقات الله .</p> <p>تشجيع التلميذ على العمل الصالح في حياته اليومية</p> <p>مساعدة التلميذ في البحث عن آيات توضح رحمة الله بعباده .</p> <p>مساعدة التلميذ في البحث عن آيات قرآنية أو احاديث نبوية تحتنا على العمل.</p> <p>يمكن لولي الأمر الدخول من خلال الرابط المرفق لموقع قناة اللغة العربية والتربية الإسلامية الخاص بمدرسة ونشستر ومتابعة التسجيلات الخاصة بالدروس ومشاركتها مع التلميذ وتدوين ما تعلمه في دفتره المدرسي.</p>	<p>سورة الانفطار</p> <p>أدومها وإن قل</p> <p>قناة اللغة العربية والتربية الإسلامية بمدرسة ونشستر</p>
Islamic non-Arab	<p>Surat AL-Infitar (1-19)</p> <p>1- To find out the signs of the Day of Judgement.</p> <p>2- To count some of Allah's blessings upon man.</p>	<p>Help your child to memorize the verses of Surat Al-Infitar from 1- 15.</p> <p>Share with your child the themes of the Surah.</p> <p>Share with your child the general meaning of the Hadith of the bankrupt man.</p>	<p>The Bankrupt Person on the Day of Judgement</p> <p>Surat Al-Infitar</p>



The Winchester School

Family Learning Newsletter -Year 5-September 2020



	<p>3- To compare between the righteous and the wicked on the Day of Judgement.</p> <p>The Real Bankrupt (Noble Hadith)</p> <p>1- To explain the concept of the bankrupt.</p> <p>2- To identify the actions that cause Man bankruptcy on the day of Judgement.</p> <p>Calling (Da'wah) the People of Ta'if to Islam.</p> <p>1-To identify the goal of the messenger (P-B-U-H) of calling the people of Ta'if to Islam.</p> <p>2-To explain the patience and determination the Prophet show during the events of calling the people of Ta'if.</p>	<p>Share with your child the actions that cause bankruptcy.</p> <p>Talk with your child about the goal of Prophet Mohamed (P-B-U-H) of Calling the people of Ta'if.</p> <p>Explain to your child the patience that prophet show during the events of calling the people of Ta'if.</p> <p>Encourage your child to colour monthly prayer chart and answers in book ISLAM MY WAY OF LIVING as per the topic he studies.</p> <p>Go through the links on the Arabic and Islamic YouTube Channel so that you can help your child learn more at home about the topics.</p>	<p>Arabic and Islamic YouTube Channel</p>
<p>French</p>	<p>Unit 1:</p>  <p><i>Les Salutations</i> (greetings)</p>	 <p>Talk</p> <ul style="list-style-type: none"> About classroom instructions in French. About greetings in French 	<p>https://www.youtube.com/watch?v=Ug4kWxjvfkU&feature=emb_logo</p> <p>https://www.youtube.com/watch?v=8B40ObLD6go</p>



The Winchester School

Family Learning Newsletter -Year 5-September 2020



- **To identify classroom instructions in French.**
- **To greet someone in French.**
- **To introduce myself in French.**



Share

- Create a presentation or poster to introduce yourself in French (name, age, and gender) and share it with your parents.



Encourage

Students to keep exploring the links given.

<https://www.youtube.com/watch?v=9BgyvEXTZbk>

<https://www.youtube.com/watch?v=ZaOMijUo-VE>

<https://www.youtube.com/watch?v=tun7hrhgHiU>

<https://quizlet.com/148469019/les-salutations-flash-cards/>

<https://quizlet.com/148469019/gravity>

<https://quizlet.com/au/439380264/les-instructions-de-la-classe-flash-cards/>

<https://quizlet.com/439380264/match>