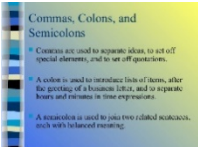




The Winchester School

Family Learning Newsletter -Year 6- September 2020






Area of Learning	Focus	Home activities/How can you help your child at home	Useful website
Literacy	<p>Spelling</p> <p>To spell the words ending with suffixes –able and –ably.</p> <p>To spell the words ending with suffixes –able, –ible and –ibly.</p> <p>Punctuation</p> <p>To analyse and understand the use of comma, colon and semi-colon.</p>	<p>Encourage your child to follow the appropriate usage of suffixes to change the root word. For instance if the root word is ending with ‘y’, it usually becomes ‘i’ before the suffix, Eg:- rely- reliable. Similarly if the root word ends in ‘e’, the ‘e’ is removed before adding –able/ –ably, Eg:- admire- admirable- admirably.</p> <p>Encourage your child to write the word out on a sheet of paper ensuring that it is spelt correctly and it is large enough to trace over. Trace over the word and say it at the same time. Move next to the word you have just written and write it out as you say it. Turn the page over and write the word as you say it, and then check that you have spelt it correctly.</p> <p>Encourage your child to use comma, colon and semicolon. Show simple sentences from various books/magazines/newspapers for better understanding. Now write simple sentences on sentence strips and encourage your child to punctuate it.</p>	<p>Suffixes-able and -ably</p> <p>Suffixes -able</p> <p>Suffixes-word search</p> <p>Suffixes -anagram</p> <p>Semicolon wars</p> <p>Punctuation quiz</p> <p>Commas and semicolons</p> 



The Winchester School

Family Learning Newsletter -Year 6- September 2020



	<p>Grammar</p> <p>To explore and punctuate the embedded clause in a sentence.</p> <p>To identify suitable synonyms and antonyms for the given words.</p> <p>Text Level</p> <p>Review</p> <p>To use relative pronouns to construct embedded clause sentences.</p>	<p>Talk to your child about a famous person whom you both know and find out who knows more information about the person.</p> <p>First of all allow your child to make a simple statement about the famous person. Eg:-Albert Einstein was a scientist.</p> <p>Then, you must add a piece of information to the sentence (using a relative clause) without changing what the first person said. Next, let the other person add more details in the same way. Continue till you have included details with which, who, where, whose, that whom</p> <p>Encourage your child to choose one specific word and write it on an A4 paper with two branches (synonyms and antonyms), and then discuss with your child to recollect and make a list of eight synonyms and eight antonyms for that word like leaves on a branch for eg:- intelligent, your synonyms could include clever, bright, smart, gifted etc. Your antonym list could include dim, unintelligent, thick, dull, dim-witted etc. These word game of trees will enhance their vocabulary.</p> <p>Talk to your child that a relative pronoun introduce clauses which tell you more about a noun. Eg:- The dragon, who lived in the dungeon, was fierce. Here, the clause that begins with the relative pronoun 'who' provides extra</p>	<p>Embedded clause-game</p> <p>Embedded clause</p> <p>Use embedded clause</p>  <p>Synonyms and antonyms</p> <p>Matching game-synonym</p> <p>Matching game-antonym</p> <p>sentence magic</p> <p>sentence game</p> 
--	---	--	---



The Winchester School

Family Learning Newsletter -Year 6- September 2020



To use varied sentences to convey the ideas effectively.

To investigate connecting words and phrases.

Narrative Writing

To identify and explore the features of different genres.

To discuss the elements of fantasy and adventure.

To use expanded noun phrases and varied sentence structure to describe a character from a story.

information about the Dragon. Other relative pronouns are which, that, whose, whom.

Share a series of simple sentences and discuss with your child and make them understand that such descriptions are boring so it's quite essential to vary the sentence structure to grab the reader's attention and make it interesting .For eg: - complex, compound. De:De, super sentences etc.

Share with your child the use of connectives. Discuss the purpose of using joining words to connect phrases together into longer sentences.

Encourage your child to use connectives to improve the flow of their writing.

Talk about the different genre and well-known books that you have read with your child and ask them to identify which genre they belong to.

Encourage your child to create a genre crossword to test their friends/ members of the family.

Encourage your child to read stories from different genres and then discuss to compare and contrast various features that they could find. Let them make a list of the same and analyze the major characters and settings that are explicit to these stories.

connectives

Fiction and non-fiction



fantasy

character analysis

characteristics elements

Imagery

Imagery is the use of words to create images, or mental pictures. Imagery helps you picture how something:

- * looks
- * sounds
- * smells
- * tastes
- * feels





The Winchester School



Family Learning Newsletter -Year 6- September 2020


	<p>To use fronted adverbials and ambitious vocabulary to describe a setting.</p> <p>To explore different types of techniques to create descriptive paragraphs.</p> <p>To add details to a text using D-A-S-H? Descriptive techniques.</p> <p><u>Moral Education Link</u> Unit- Character and Morality</p> <p>Topic- People coming to and settling in the UAE.</p> <p>- Charity, sympathy and generosity.</p>	<p>Share with your child some time, reading a fantasy story and then together identify the elements used by the author to describe the setting and the character. Then compare them with another fantasy story characters –focusing on the actions which are drawn as evidence, describing the character attributes.</p> <p>Use five senses and ISPACE technique to provide descriptive details for the setting being described.</p> <p>Encourage your child to respond to literal, deductive and inferential questions created to help comprehend the text to develop the understanding of the novel.</p> <p>Encourage your child to write a detailed character sketch of a well-known character from a novel using expanded noun phrases and varied sentence structure.</p> <p>Encourage your child to read different mystery stories and then create a mind map to a display the elements of the mystery genre.</p> <p>Talk to your child about stories that create tension and suspense, then sequence the description of a scene further elaborating the Description of setting, Action, Speech/dialogue and How a character feels.</p>	<p>powerful use of senses</p> <p>Analyzing the passage</p> <p>Character analysis</p> <p>Mystery</p> <p>Five senses</p> <p>Analyze a literary passage</p>
--	---	---	--



The Winchester School

Family Learning Newsletter -Year 6- September 2020




Numeracy	<p><u>UNIT –Number- Number & Place value</u> To read and write numbers up to 10,000,000 and determine the value of each digit</p>  <p>To order and compare numbers to 10 000 000.</p>	<p>Encourage your child to play this game.</p> <p>ACTIVITY</p> <p>What to do</p> <ul style="list-style-type: none">• Each person has a set of 0–9 cards.• Lay out 7 cards.• Use the cards to make the largest 7-digit number possible.• Read your numbers to one another.• The person with the larger number scores a point.• Shuffle the cards and repeat.• The winner is the first person to reach a score of 5. <p>Variation</p> <ul style="list-style-type: none">• Play the same game but make the smallest number. <div data-bbox="1360 873 1549 1175" style="border: 1px solid black; padding: 5px;"><p>You will need:</p><ul style="list-style-type: none">• 2 sets of 0–9 digit cards from a pack of playing cards (use Jacks to represent zero)</div>	<p>Place Value</p> <p>ordering-and-sequencing-numbers</p> <p>ordering-and-sequencing</p>



The Winchester School

Family Learning Newsletter -Year 6- September 2020

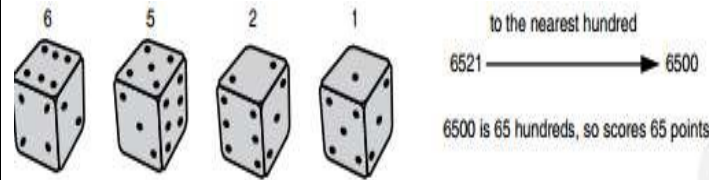


To round any whole number to the nearest 10, 100, 1000, 10 000.

Investigate & find a population of different countries. Write them in figures and arrange in ascending and descending order and round off to the nearest 1000, 10,000etc.

Each player rolls the dice or spins the spinner 4 times. Players record the digits in the order that they are generated to make one four-digit number. Each player then rounds their number to the nearest 100 and scores that a number of points for the round.

For example:



Rounding

ROUNDING NUMBERS

Rounding Numbers
5 or more, ↑
let it soar.
4 or less, ↓
let it rest.



The Winchester School

Family Learning Newsletter -Year 6- September 2020



To identify the value of each digit in a number with three decimal places

To solve and create problems, which require answers to be rounded to specified degrees of accuracy

Play this game with your child.

- Take turns to roll one dice and take out that number of coins, e.g. a roll of 3 could be 30p ($3 \times 10p$), 40p ($20p + (2 \times 10p)$), 60p ($3 \times 20p$), etc.
- Change the value to a decimal, e.g. 60p becomes £0.60.
- Roll both dice and add the two values, e.g. 3 and 5, sum is 8.
- Multiply the value of the chosen coins by the dice total, e.g. $8 \times £0.60 = £4.80$.
- Record the total.
- Play for 10 minutes. The winner is the person with the larger sum of money.



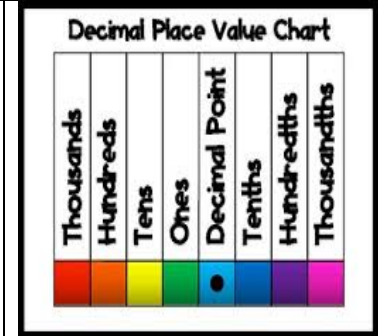
There are three dice, each of them with faces labelled from 1 to 6. When the dice are rolled they can be combined in six different ways to make a number less than 10 with two decimal places.

For example, if I roll a 2, a 3 and a 6, I can combine them to make 2.36, 2.63, 3.26, 3.62, 6.23 or 6.32.

Now round each of these numbers to the nearest whole number:
2.36 rounds to 2, 2.63 rounds to 3, 3.26 rounds to 3, 3.62 rounds to 4, 6.23 rounds to 6 and 6.32 rounds to 6.

Repeat for other rolls of the dice.

Can each of the six numbers round to the same whole number?
Can each of the six numbers round to a different whole number?



[decimal-place-values](#)



[Ipad Apps:](#)




[Place Value](#)



The Winchester School

Family Learning Newsletter -Year 6- September 2020



	<p><u>Challenge question:</u></p> 	<p>What is the number?</p> <ul style="list-style-type: none">• The number has seven digits.• It is smaller than 6 million but bigger than 5 million.• The ones digit is the number of sides in a heptagon.• The hundreds digit is cube root of 8.• The ten thousands digit is the same as $320 \div 40$.• The tens digit is the number of 90° angles in a circle.• The thousands digit is $\frac{1}{4}$ of the ten thousands digit.• The hundred thousands digit is a factor of all numbers.	<p>Rounding whole numbers</p> <p>Decimal rounding</p>
Science	<p>Revision</p> <p>Plant Growth</p> <ul style="list-style-type: none">• To explain what a plant needs to remain healthy.• To explain the role of a fertilizer and understand why it is not food <p>Evolution and Inheritance</p> <ul style="list-style-type: none">• To recognise that characteristics are passed from parents to off springs and that living things change over time• To recognise that living things have changed over time and that fossils	<p>Talk : Talk to your children about Plants and how they grow from a seed? The Factors that affect the plant growth. Share : Share the fact that plants make their own food with the process of photosynthesis</p> <p>Talk: Talk to your child about evolution, what does it mean? What is Darwin's theory of evolution? Let them research and give them some time to present it using ICT tools. Let them take a role of a teacher and teach you about the evolution and Darwin's theory.</p> <p>Share: Share the facts about fossils, what are fossils? How are they found? You must have read an article or heard</p>	<p>Useful Links:</p> <p>Plant growth</p> <p>Sid the Seed</p> <p>Germination of Seed</p> <p>Photosynthesis</p>



The Winchester School



Family Learning Newsletter -Year 6- September 2020

	<p>provide information about living things that inhabited the Earth millions of years ago.</p> <ul style="list-style-type: none"> To identify how animals and plants are adapted to suit their environment in different ways and that adaptation may lead to evolution. 	<p>anywhere about recently found fossils, so you can update your child with sharing the information you have.</p> <p>Encourage: Internet is the powerful search engines. Please allow your child to spend few minutes on doing research using the websites given for Evolution, fossils and Darwin's theory of evolution.</p>	<p>Evolution</p> <p>Fossils</p> <p>Natural Selection</p> <p>Evolution</p> <p>Evolution Information</p> <p>Darwin's Theory</p>
Humanities	<p><u>The Mayan Civilisation c. AD 900</u></p> <p>To explore who the Maya are, why we should remember them and explain when and where in the world they lived.</p>	<p>Talk about the Mayan Civilisation and its significance.</p> <p>Share the extent of the Mayan Civilisation on a map of the world. Locate the Mayan cities on the map.</p> <p>Encourage your child to research -</p> <ul style="list-style-type: none"> - and create a timeline for the Mayan Civilisation and other civilisations they have studied. - the evidence available from the Mayan Civilisation. <p>create as dictionary using the given vocabulary.</p>	<p>Maya Civilization</p> <p>Amazing Facts about Maya Civilization</p> <p>Maya civilization timeline</p>


Vocabulary

Classic Period, Kukulcan ,
Tikal, Chichen Itza, Yucatan
Peninsula, Mesoamerican,
Guatemala, Belize, El



The Winchester School

Family Learning Newsletter -Year 6- September 2020



To explore where the Mayan Civilisation fits in with what we have already studied.

To explore the ancient Maya cities

To explore what we know about the Maya from the drawings of Frederick Catherwood.

UAE SST

-To explore factors contributing to modern globalization.

-To explore the characteristics of globalization and that globalization has occurred in the past.

-To explore the Ottoman empire.

Talk with your child about the different aspects of globalization and whether technology contributes to it.

Share with your child how significant people, events and developments have shaped communities and regions.

Encourage your child to research the Ottoman Empire.

Share the importance of the European Age of Discovery or Exploration and its influence on different regions of the world including the UAE.

[Globalization](#)

[Early Middle Ages](#)


[The Ottoman Empire](#)

[Historical Periods](#)

[Age of Discovery](#)



The Winchester School




Family Learning Newsletter -Year 6- September 2020

	<p>-To explore how the European Age of Discovery or Exploration contributed to present day globalization.</p> <p>-To explore how the Renaissance in Europe contributed to globalization in the modern world.</p> <p>-To explore how the plague affected the social and economic system in Europe.</p> <p>To explore about Christopher Columbus and his contributions.</p> <p><u>Key vocabulary:</u></p> <p>globalization, alliances , products, international, Byzantine Empire, Byzantium, Constantinople, Istanbul, stability, Bosphorus Strait, Black Sea, Near East, uninhabited desert, civilization, geographical features, Ottoman Empire, Sultan, Turkey, Turkish, Sulaiman, Constantine, Mustafa Kamal Ataturk, Renaissance, philosophies, literacy, explorers, plague, devastating, 'Black death', deadly, bacteria, craftsmen,</p>	<p>Talk with your child about the knowledge that sparked the "rebirth" of Europe and contributed to modern globalization.</p> <p>Share with your child how the economic system in Europe was changed forever and how society in Europe was affected with the loss of so many people at one time during the plague.</p> <p>Encourage your child to research the life of Christopher Columbus and create an iMovie, PowerPoint Presentation or eBook.</p>	<p>Silk Road</p> <p>Black Death</p> <p>The Great Plague</p> <p>Social and economic system in Europe</p> <p>Early explorers</p>
--	--	--	--



The Winchester School

Family Learning Newsletter -Year 6- September 2020




	<p>society, economic system, economy, Christopher Columbus, royalty, Genoa, Portugal, Amerigo Vespucci, pirates, monarch,</p>		
--	---	--	--



The Winchester School

Family Learning Newsletter -Year 6- September 2020



Arabic for Arabs	<p>* حلم وجهل :</p> <p>أن يوضح التلميذ المعنى الإجمالي للنص . أن يحدد التلميذ الفكرة الرئيسة والأفكار الداعمة . أن يفرق التلميذ بين الأنواع الأدبية .</p> <p>* حبيبي يارسول الله :</p> <p>أن يحدد التلميذ الأفكار الرئيسة بالأبيات . أن يشرح التلميذ الأبيات شرحًا وافيًا أن يستخرج التلميذ بلاغيات النص أن يصنف التلميذ الجنس إلى أنواعه . أن يحدد التلميذ أركان التشبيه</p> <p>* كن أكثر وعيًا بغضبك :</p> <p>أن يوضح التلميذ المعنى الإجمالي للنص المعلوماتي . أن يحدد التلميذ مايرشد إليه النص .</p> <p>* الجملة الاسمية :</p> <p>أن يميز بين الجملة الاسمية والفعلية . أن يوظف الجملة الاسمية والفعلية .</p> <p>* كان وأخواتها :</p> <p>أن يحدد أخوات كان . أن يوظف كان وأخواتها .</p>	<p>مساعدة التلميذ في أفكار لكتابة موضوعات (أنا مبدع)</p> <p>مساعدة التلميذ في البحث عن لغويات النص بالمعجم المدرسي مساعدة التلميذ في تحديد الأفكار الرئيسة والداعمة . مساعدة التلميذ في البحث عن بعض شعراء الوطن والتعرف عليهم .</p> <p>يمكن لولي الأمر الدخول من خلال الرابط المرفق لموقع قناة اللغة العربية والتربية الإسلامية الخاص بمدرسة ونشستر ومتابعة التسجيلات الخاصة بالدروس ومشاركتها مع التلميذ وتدوين ما تعلمه في دفتره المدرسي.</p>	<p>منصة أقرأ بالعربية</p> <p>قناة اللغة العربية والتربية الإسلامية بمدرسة ونشستر</p>
Arabic for Non Arabs	<p>(الغذاء والصحة) Food and Health</p> <ul style="list-style-type: none">- To describes the restaurant in a paragraph.- To write about their favourite food.- To design a mind map of food.- To compare between the healthy and unhealthy food.	<p>Go through the new words sent every week. Encourage your child to use these words in sentences or paragraph of their own. Ask your child to describe their food. Talk to your child about healthy food.</p>	<p>Food in Arabic</p> <p>Fruits in Arabic</p> <p>Vegetables in Arabic</p>



The Winchester School




Family Learning Newsletter -Year 6- September 2020





	<ul style="list-style-type: none">- To create noun sentences and verb sentences- To describe the food in U A E in a paragraph.- To express the opinion in different kinds of food.- To analyse a text about food.	<p>Go through the links on the Arabic and Islamic YouTube channel so that you can help your child learn more at home about the topic.</p>	<p>I Read Arabic</p> <p>Arabic and Islamic YouTube Channel</p>
Islamic for Arabs	<p>من وصايا الرسول</p> <p>أن يوضح الطالب المعنى العام للحديث الشريف . أن يعبر الطالب عن أهمية تطبيق وصايا الرسول صلى الله عليه وسلم الواردة في الحديث . فرائض الصلاة سننها ومكروها</p> <p>أن يوضح الطالب فرائض الصلاة وسننها ومكروها. أن يستنتج الطالب أهمية الصلاة . أن يقارن الطالب بين الصلاة وفرائضها وسننها . سورة السجدة</p> <p>أن يتلو الطالب الآيات الكريمة تلاوةً مجودة . أن يبين الطالب المعنى الإجمالي للآيات الكريمة . أن يعدد الطالب سمات القرآن التي تقتضي الإيمان والتصديق . أن يوضح التلميذ دلائل قدرة ووحدانية الله .</p>	<p>يساعد ولي الأمر الطالب في تطبيق ما جاء في الحديث في حياته العامة ، وكذلك حفظ الحديث . تشجيع الطالب على الصلاة . يساعد ولي الأمر الطالب في حفظ الآيات الكريمة (1:10) من سورة السجدة وتفسيرها من خلال الشبكة المعلوماتية . يمكن لولي الأمر الدخول من خلال الرابط المرفق لموقع قناة اللغة العربية والتربية الإسلامية الخاص بمدرسة ونشستر ومتابعة التسجيلات الخاصة بالدروس ومشاركتها مع التلميذ وتدوين ما تعلمه في دفتره المدرسي .</p>	<p>سورة السجدة</p> <p>قناة اللغة العربية والتربية الإسلامية</p> <p>بمدرسة ونشستر</p>
Islamic for Non Arabs	<p>Unit A: lesson2: Volunteering: An act of worship and belonging.</p> <p>Learning Objectives: To infer the areas of volunteering work. To infer the benefits of volunteering work.</p>	<p>Talk to your child about the role of the mosque and its importance. Encourage your child to take part in the volunteering work.</p>	<p>Things NOT to DO in Masjid</p> <p>Etiquettes of Masjid</p> <p>Volunteer for Good Causes</p>



The Winchester School

Family Learning Newsletter -Year 6- September 2020




	<p>Lesson3: Surat As Sajdah (1-12): Learning Objectives: To explain the overall meaning of the verses. Memorize Surah As Sajdah (1-12)</p> <p>Unit B: Lesson1: Mosque manners Learning Objectives: To show the status of mosques in Islam. To clarify the mosque manners.</p>	<p>Share with your child the meaning of the verses of Surat As Sajdah (1-12)</p> <p>Encourage your child to memorize the verses by heart.</p> <p>Encourage your child to colour monthly prayer chart and answers in book ISLAM MY WAY OF LIVING as per the topic he studies.</p> <p>Go through the links on the Arabic and Islamic YouTube Channel so that you can help your child learn more at home about the topic.</p>	<p>Surat As-Sajdah</p> <p>Arabic and Islamic YouTube Channel</p>
French	<p>Unit 1:</p> <p><i>Les Salutations</i> (greetings)</p>  <ul style="list-style-type: none">- To identify classroom instructions in French.- To greet someone in French.- To introduce myself in French.	 <p>Talk</p> <ul style="list-style-type: none">• About classroom instructions in French.- About greetings in French  <p>Share</p> <ul style="list-style-type: none">• Create a presentation or poster to introduce yourself in French (name, age, birthday and gender) and share it with your parents.  <p>Encourage</p>	<p>https://www.youtube.com/watch?v=Ug4kWxjvfkU&feature=emb_logo</p> <p>https://www.youtube.com/watch?v=8B40ObLD6go</p> <p>https://www.youtube.com/watch?v=9BgyvEXTZbk</p> <p>https://www.youtube.com/watch?v=ZaOMljUo-VE</p> <p>https://www.youtube.com/watch?v=tun7hrhqHiU</p> <p>https://quizlet.com/148469019/les-salutations-flash-cards/</p> <p>https://quizlet.com/148469019/gravity</p>



The Winchester School

Family Learning Newsletter -Year 6- September 2020



		Students to keep exploring the links given.	https://quizlet.com/au/439380264/les-instructions-de-la-classe-flash-cards/ https://quizlet.com/439380264/match
--	--	---	--