






# The Winchester School

## Year 2 Family Learning Newsletter February 2021



Area of learning	Focus	Home activities/How can you help your child at home.	Useful websites
<b>Literacy</b>	<p><b>Spelling</b> To explore the short/u/sound as in umbrella, the long /ee/ sound as in key, the /o/sound spelt 'a' after 'w' as in ----- and 'qu,' as in -----</p> <p><b>Punctuation</b> To use end marks; full-stops, question marks and exclamation marks in sentences. To use apostrophes for possession.</p> <p><b>Grammar</b> <b><u>Tense: Present and Past</u></b> To use tenses appropriately to show the timing of the action.</p>	<p>Give your child a page from the newspaper and encourage him/her to look for spelling words in the articles and circle them with a marker or crayon. Make sure they make a list of the words you've found.</p> <p>Here's a fun way for children to practice for missing punctuation. Make for different punctuation (full-stop, Capital letters, question marks and exclamation marks). Write a few sentences with missing punctuation on strips of paper and ask your child to drop these in the appropriate pockets.</p>  <p>your editing pockets</p> <p>On a piece of paper, write out a funny story, but leave out most of the verbs. Indicate the missing verb with a line. Without revealing the story, ask your child to come up with verbs and fill in the story. Afterwards, read the story and see if it makes sense.</p> <p><b>Talk:</b> Together with your child research on any topic(animal/landmark) and elicit the special features.</p>	<p><a href="#">spellings</a></p> <p><a href="#">spellings</a></p>  <p>Grammar and Punctuation</p> <p><a href="#">Apostrophe for possession</a></p> <p><a href="#">Past tense</a></p> <p><a href="#">Present tense</a></p> 



# The Winchester School

## Year 2 Family Learning Newsletter February 2021



### Information text –

To research and write an information text.  
 To confirm the understanding of informational text by asking and answering questions about key details.  
 To discuss the difference between pictures and photographs.

### Poems

To speak with clarity and use appropriate intonation when reading and reciting texts.  
 To enforce the knowledge of figurative language (alliteration, simile).  
 To identify and use rhyme and rhythm in the poem.  
 To compose a poem.

### Moral Education

To develop attributes of responsibility and honesty.

**Share:** with you child any extra interesting information you know about the topic.

**Encourage:** Encourage your child to use appropriate vocabulary, time connectives and correct grammatical syntax as this will ensure quality in the writing tasks.

**Talk** to your child about the poems they've learnt – both nonsense and classic.

**Share** some of your favourite poems with your child. Together, listen , read and perform poems, identifying rhyme, rhythm and patterned language .

**Encourage** Your child to write a simple poem on their own, using rhyming words.

Being responsible is a key to children's success both in school and in the larger world when they grow up.

**Share** your expectations with your child and **talk** about their responsibilities. **Encourage** your child to take ownership.



<https://www.education.com/game/text-features/>

[Generate a poem](#)

[Tips to write a poem](#)



[Story about Honesty](#)


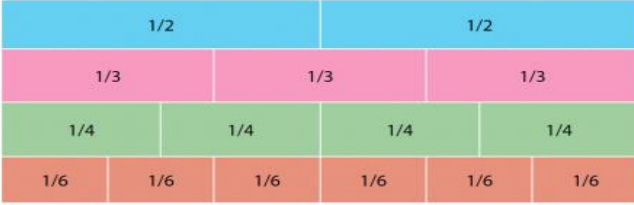
[Responsibility](#)



# The Winchester School

## Year 2 Family Learning Newsletter February 2021



<p><b>Numeracy</b></p>	<p>To find, name and write fractions <math>\frac{1}{3}</math>, <math>\frac{1}{4}</math>, <math>\frac{2}{4}</math> and <math>\frac{3}{4}</math> of a length, shape, set of objects or quantity</p> <p>To write simple fractions for example,</p> <p><math>\frac{1}{2}</math> of 6 = 3 and recognise the equivalence of <math>\frac{2}{4}</math> and <math>\frac{1}{2}</math></p>  <p>To solve problems involving fractions.</p>	<p>Talk to your child that if they need to find a quarter of a number of objects, for example <math>\frac{1}{4}</math> of 12, it is always a good idea to actually count out 12 objects and then divide them into four equal groups.</p> <p>It may be a good idea to draw four circles on a piece of paper so that they are clear about how they are dividing the shapes. Encourage them to use <b>fractions wall</b>. It is a useful tool that helps them to visualise how fractions relate to each other in size. Look at a fraction wall together and ask your child questions related to it, such as: How many halves make up one whole? How many eighths make up one whole?</p>  <p><b>Share</b> a sample word problem: Mum had baked 12 cupcakes, she gave a quarter to me? How many cupcakes will I get?</p> <p><b><u>QUESTIONS TO ASK</u></b></p>	<p><a href="#">Fractions of objects</a></p> <p><a href="#">Identify the fractions</a></p> <p><a href="#">Fractions</a></p> <p><a href="#">fractions-word-problems</a></p>



# The Winchester School

## Year 2 Family Learning Newsletter February 2021



Recognise and use whole, half and quarter turns, both clockwise and anti-clockwise; know that a right angle represents a quarter turn.

What is  $\frac{1}{2}$ ,  $\frac{1}{4}$ ,  $\frac{1}{3}$  or  $\frac{3}{4}$  of X?

What fraction of all of the objects is in this group?

How many buttons/beans would each person have if you shared them equally between 2/3/4 people?

Which numbers can be split into halves/quarters/thirds? (multiples of 2/4/3)

**Talk** to your child to describe the directions to get somewhere (e.g school or a friend's house). Write them down or draw a simple map (or try them out together!) to see if they work!

When out driving **encourage** your child to notice the directions taken at junctions (e.g. quarter turn right)

[Clockwise-anticlockwise](#)

[half and quarter turns](#)

### QUESTIONS TO ASK

What directions are needed to get from X to Y?

How many right-angle turns make one whole turn?

Which direction is clockwise/anti-clockwise?

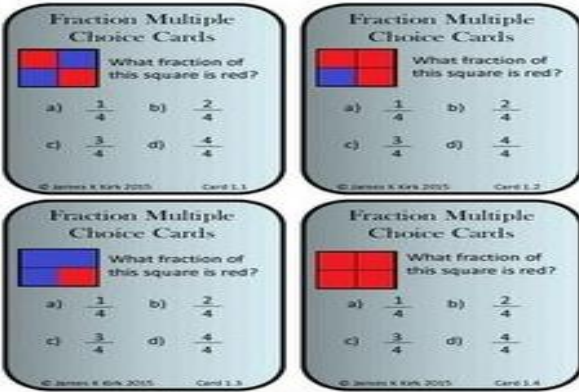
Where do you think you will end up if you follow the directions?



# The Winchester School

## Year 2 Family Learning Newsletter February 2021




		<p><b>Challenge</b></p> 	
<p><b>Science</b></p>	<p><u>Materials</u></p> <p>To justify the suitability of everyday materials, including wood, plastic, glass, metal, brick, rock, paper and cardboard for particular purpose.</p>	<p><b>Encourage</b> your child to create an object using recyclable materials and use them.</p> <p><b>Share</b> the properties of each material used to make the object and create questions based on properties to be able to play the quiz with you or friends.</p> <p><b>Talk</b> about the reasons for using the materials to make the object. Conduct some fun experiments with your child.</p>	<p><a href="#">all about materials</a></p> <p><a href="#">Properties of materials</a></p> <p><a href="#">Prperties of materials song</a></p>



# The Winchester School

## Year 2 Family Learning Newsletter February 2021



	<p>To describe how the shapes of some solid materials can be changed by applying a force.</p> <p>To focus on scientific enquiry skills</p>	<p>Conduct some fun experiments with your child – REMEMBER TO FOLLOW THE SCIENTIFIC METHOD</p> <p><b>Aim:</b> Ask a question</p> <p><b>Prediction:</b> What do you think will be the result? Why?</p> <p><b>Materials required:</b> list the materials you need to conduct the investigation.</p> <p><b>Fair test:</b> what will you keep the same/what will you change.</p> <p><b>Method:</b> list the steps you will take to find the answer to the question.</p> <p><b>Observation table:</b> table to show the information you have collected.</p> <p><b>Conclusion:</b> Explain your findings.</p>	<p><u><a href="#">Investigations</a></u></p> 
<p><b>UAE Social Studies</b></p>	<p>➤ <u><a href="#">The United Arab Emirates</a></u></p> <p>To explore the seven emirates of the UAE and the National flag.</p> <p>Key Vocabulary: Abu Dhabi, Dubai, Sharjah, Umm Al Quwain, Ras Al Khaimah, Fujairah, Ajman, Al Ain</p> <p>➤ <u><a href="#">My UAE</a></u></p> <p>To explore the elements of national identity.</p>	<p><b>Talk</b> to your child about the map of the UAE and the seven emirates, the important landmarks in these places, the colours of the UAE National Flag and the National Day celebrations in the UAE.</p> <p><b>Encourage</b> your child to label the seven emirates on the map and spell them correctly.</p> <p><b>Share</b> with your child pictures and videos of Sheikh Zayed.</p>	<p><b>Landmarks in the seven emirates</b></p> <p><a href="https://www.youtube.com/watch?v=fhRpNFhPQ7I">https://www.youtube.com/watch?v=fhRpNFhPQ7I</a></p> <p><b>National Day celebrations</b></p> <p><a href="https://www.expo2020dubai.com/en/whats-new/uae-national-day-expo-celebrates-collaborative-spirit">https://www.expo2020dubai.com/en/whats-new/uae-national-day-expo-celebrates-collaborative-spirit</a></p>



# The Winchester School

## Year 2 Family Learning Newsletter February 2021



Key Vocabulary: National Day, celebrations

➤ [Birthdays](#)

To compare and contrast traditions in families.

Key Vocabulary: Celebrate, hospital, gathering, feast

➤ [Granddad's photo album](#)

To make connections between places and events to understand the past and present.

Key Vocabulary: Remember, past, transportation

➤ [Review](#)



**Talk** to your child about the importance of birthdays and how people learn about the past.



**Encourage** your child to compare and contrast traditions in families with different cultural backgrounds (e.g birthdays, religious ceremonies, etc). Create and exchange stories about yourselves and your families. Use terms that refer to time to compare events like before, after, etc.

UAE past and present

[https://www.youtube.com/watch?v=M4efuC\\_mcGU](https://www.youtube.com/watch?v=M4efuC_mcGU)

<https://www.youtube.com/watch?v=CN4s3oWeqJU>





# The Winchester School

## Year 2 Family Learning Newsletter February 2021



<b>Arabic for Arabs</b>	<p><b>1- خويلد والبطاطا ( قصة )</b></p> <ul style="list-style-type: none"><li>- أن يفسر الطالب معاني المفردات الجديدة.</li><li>- أن يحلل الطالب عناصر عناصر القصة الفنية</li><li>- أن يميز الطالب ركنا الجملة الفعلية</li><li>- أن يطابق الطالب بين المبتدأ والخبر</li><li>- أن يحدد الطالب سمات الشخصيات في القصة.</li></ul> <p><b>2 - اسأل اسأل (نشيد)</b></p> <ul style="list-style-type: none"><li>- أن يحاكي التلميذ مجموعة من الأبيات .</li><li>- أن يميز الطالب أنواع مختلفة من النصوص الشعرية.</li><li>- أن يحلل الطالب الأبيات تحليلاً أدبياً.</li><li>- أن يقارن الطالب بين نصين مختلفين .</li><li>- أن يحدد الطالب الفكرة الرئيسة مدلاً على إجابته.</li></ul> <p><b>الأساليب ( أسلوب النهي – أسلوب الاستفهام)</b></p> <ul style="list-style-type: none"><li>- أن يميز التلميذ أسلوب النهي والاستفهام .</li><li>- أن يصيغ التلميذ أساليب نهى واستفهام.</li></ul>	<p>*يساعده في قراءة إحدى القصص عن الهمة والعمل وتحديد عناصرها.</p> <p>*يساعده في تحديد الفرق بين الجملة الاسمية والفعلية.</p> <p>* حثه على وصف أحداث يومه مستخدماً الجملة الاسمية والفعلية.</p> <p>* ترتيب أحدث قصة عن طريق الصور.</p> <p>يساعده في تصميم مجلة حائط عن موضوع ما.</p> <p>* يساعده في البحث عن فيديوهات تحس على العمل وعدم التكاسل وإنجاز المهام حتى لو كانت صعبة.</p> <p>يمكن لولي الأمر الدخول من خلال الرابط المرفق لموقع قناة اللغة العربية والتربية الإسلامية الخاص بمدرسة ونشستر ومتابعة التسجيلات الخاصة بالدروس ومشاركتها مع التلميذ وتدوين ما تعلمه في دفتره المدرسي.</p>	<p><a href="#">حيوان الخلد</a> <a href="#">عالم القصص: خويلد والبطاطا</a> <a href="#">انشودة اسأل اسأل</a> <a href="#">منصة اقرأ بالعربية</a> <a href="#">قناة اللغة العربية والتربية الإسلامية بمدرسة ونشستر</a></p>
<b>Arabic for NonArabs</b>	<p><b>In UAE.</b></p> <p>- To describe UAE using the adjectives correctly.</p>	<p>In every new lesson, we provide new words with its meanings. Help your child to memorize them and using them in sentences on his/her own. Ask your child to describe UAE. - Ask your child to make a dialogue with you in Arabic about UAE.</p>	<p><a href="#">Courses for Learning Arabic</a></p> <p><a href="#">Arabic Activities</a></p>





# The Winchester School

## Year 2 Family Learning Newsletter February 2021



	<ul style="list-style-type: none"><li>- To Make a dialogue in Arabic about UAE.</li><li>- To conjugate the verb with the pronouns in sentences.</li><li>- To write a simple paragraph about UAE.</li><li>- To express the opinion about UAE.</li></ul>	<p>Go through the links on the Arabic and Islamic YouTube channel so that you can help your child learn more at home about the topic</p>	<p><a href="#">Arabic alphabets</a></p> <p><a href="#">Learn New Arabic Vocabulary</a></p> <p><a href="#">I Read Arabic Arabic and Islamic YouTube Channel</a></p>
<b>Islamic for Arabs</b>	<p><b>فضل تلاوة القرآن الكريم</b> أن يوضح الطالب المعنى الإجمالي للحديث. أن يميز الطالب آداب تلاوة القرآن الكريم. أن يستنتج الطالب فضل تلاوة القرآن الكريم.</p> <p><b>سورة القدر</b> أن يفسر الطالب معاني مفردات السورة . أن يستنتج الطالب فضل ليلة القدر . أن يتلو الطالب السورة تلاوة صحيحة. <b>آداب الطعام</b> أن يوضح الطالب بعض آداب الطعام. أن يستنتج الطالب فضل التزام آداب الطعام.</p>	<p>يساعد ولي الأمر التلميذ من خلال:</p> <p>حثه على حفظ السورة من خلال المصحف المعلم .</p> <p>حثه على التحلي بالأخلاق الحميدة قولاً وفعلاً.</p> <p>يمكن لولي الأمر الدخول من خلال الرابط المرفق لموقع قناة اللغة العربية والتربية الإسلامية الخاص بمدرسة ونشستر ومتابعة التسجيلات الخاصة بالدروس ومشاركتها مع التلميذ وتدوين ما تعلمه في دفتره المدرسي.</p>	<p><a href="#">سورة القدر</a></p> <p><a href="#">آداب الطعام</a></p> <p><a href="#">فضل تلاوة القرآن</a></p> <p><a href="#">قناة اللغة العربية والتربية الإسلامية بمدرسة ونشستر</a></p>
<b>Islamic for Non Arabs</b>	<p><b>Lesson 1: Be beneficial</b></p> <ul style="list-style-type: none"><li>- To explain the hadith of the lesson</li><li>- To conclude the ways to be beneficial when dealing with others.</li></ul> <p><b>Lesson 2: Surat Attakathur</b></p> <ul style="list-style-type: none"><li>- To explain the overall meaning of the Suarh</li></ul>	<ul style="list-style-type: none"><li>- Share the hadith of the lesson and let your child memorize it.</li><li>- encourage him or her to draw a mind map showing different ways to benefit others.</li><li>- Encourage your child to memorize Surat ul Takathur with the meaning.</li><li>- Talk to him or her about the main lessons we learn from this Surah.</li></ul>	<p><a href="#">Let's Be Helpful</a></p> <p><a href="#">Surah At-Takathur (The Rivalry for Worldly Increase)</a></p> <p><a href="#">Good Deeds Song   Islamic Songs For Kids</a></p> <p><a href="#">Arabic and Islamic YouTube Channel</a></p>



# The Winchester School

## Year 2 Family Learning Newsletter February 2021



	<ul style="list-style-type: none"> <li>- To conclude the main lessons learnt from the themes of the surah.</li> <li><b>Lesson 3: Righteousness is good character</b></li> <li>- To explain the concept of righteousness.</li> <li>- To infer the benefits of being right with reference to Quran and Sunnah</li> </ul>	<ul style="list-style-type: none"> <li>- Share with your child the importance of doing good deeds</li> <li>- Share with your child the concept of the moral of righteousness.</li> <li>- Show to your child some ways to be right and pious.</li> </ul> <p>Go through the links on the Arabic and Islamic YouTube channel so that you can help your child learn more at home about the topic</p>	
<b>Music Year02 (Kiko)</b>	Improving children's confidence and musicality through singing actions songs and chanting rhymes	<ul style="list-style-type: none"> <li>•Let the children sing action songs at home.</li> <li>•Ask the child to perform the songs we learned in school.</li> <li>•Help the child choose which other songs they know aside from the songs taught in school and let them invent their own singing actions.</li> </ul>	<a href="https://www.youtube.com/watch?v=di8Fq2zzaWU">https://www.youtube.com/watch?v=di8Fq2zzaWU</a>
<b>Music Year02 (Sunil)</b>	Read and play Musical notes with the help some words (Bee, Glow- worm, Butterfly and caterpillar)	<ul style="list-style-type: none"> <li>•Let the Children play the rhythm with the help of words by clapping (Bee, Glow- worm, Butterfly and caterpillar)</li> </ul> <p>Ask the child to read and play the musical notes without the word support</p>	
<b>Physical Education</b>	<p><b><u>Footwork workout:</u></b></p> <p>During footwork workout the focus is on improving agility and leg strength.</p> <p><b><u>Aerobics workout:</u></b></p>	<p><b><u>Talk and Encourage the children to do the following:</u></b></p> <ul style="list-style-type: none"> <li>• Jumping jacks</li> <li>• Hoping</li> <li>• Shuffling</li> <li>• Galloping</li> </ul> <p><b><u>Talk and Encourage the children to do the following:</u></b></p>	<p><b><u>Useful sites:</u></b></p> <p><a href="http://www.pecentral.org">www.pecentral.org</a></p> <p><a href="https://www.youtube.com/channel/UCMEVZK5J38upc4XiRO3sqWQ">https://www.youtube.com/channel/UCMEVZK5J38upc4XiRO3sqWQ</a></p> <p><a href="http://www.pecentral.org">www.pecentral.org</a></p>



# The Winchester School

## Year 2 Family Learning Newsletter February 2021





	<p>During aerobics workout the focus is on to develop the body coordination and endurance.</p> <p><b><u>Jumping Workout:</u></b></p> <p>During different jumping workout the focus is on to develop the leg strength and jumping abilities.</p> <p><b><u>Strength workout:</u></b></p> <p>Focus is on to develop their whole body strength.</p>	<p>Different body movements:</p> <ol style="list-style-type: none"> <li>1. Forward bending</li> <li>2. Side bending</li> <li>3. Alternate toe touch</li> <li>4. Jumping</li> </ol> <p><b><u>Talk and Encourage the children to do the following:</u></b></p> <ol style="list-style-type: none"> <li>1. Jumping jacks</li> <li>2. Squat jump</li> <li>3. Frog jumps</li> <li>4. Kangaroo jumps</li> </ol> <p><b><u>Talk and Encourage the children to do the following:</u></b></p> <ol style="list-style-type: none"> <li>1. Sit-ups</li> <li>2. Squats</li> <li>3. Knee pushups</li> <li>4. Frog jump</li> </ol>	<p><a href="https://www.youtube.com/channel/UCMEVZK5J38upc4XiRO3sqWQ">https://www.youtube.com/channel/UCMEVZK5J38upc4XiRO3sqWQ</a></p> <p><a href="http://www.pecentral.org">www.pecentral.org</a></p> <p><a href="https://www.youtube.com/channel/UCMEVZK5J38upc4XiRO3sqWQ">https://www.youtube.com/channel/UCMEVZK5J38upc4XiRO3sqWQ</a></p> <p><a href="http://www.pecentral.org">www.pecentral.org</a></p> <p><a href="https://www.youtube.com/channel/UCMEVZK5J38upc4XiRO3sqWQ">https://www.youtube.com/channel/UCMEVZK5J38upc4XiRO3sqWQ</a></p>
<p>Computing and Thinking</p>	<p><b>To explore the different tools of Scratch Junior</b></p> <p>To identify how to change the costume for the sprite and move it.</p> <p>To plan and give instructions to sprites for movement.</p>	<p><i>Scratch Jr</i> is an introductory programming language that enables young students to create their own interactive stories and games.</p> <p><b>Encourage</b> your child to snap together graphical programming blocks to make characters move, jump, dance, and sing.</p> <p>Let your child <b>create</b> stories and games using their imaginations.</p>	<p><a href="#">Simple program using ScratchJr</a></p> <p><a href="#">Movement</a></p>



# The Winchester School

## Year 2 Family Learning Newsletter February 2021



	<p>To compile a set of instructions for sprite to create a story.</p>		
<p><b>Moral Education</b></p>	<p>Topic: Caring for the school environment</p> <ul style="list-style-type: none"> <li>➤ To understand how to care for the school environment.</li> <li>➤ To suggest how important, it is to take care of places and surroundings as how we take care of ourselves and others.</li> </ul> <p>Topic: Being Honest</p> <ul style="list-style-type: none"> <li>➤ To understand the differences between honesty and dishonesty.</li> </ul>	<p><b>Talk</b> to your child about meaning of caring</p> <p><b>Share</b> with your child about the importance of taking care about school environment.</p> <p><b>Encourage</b> your child to recognize the importance of taking care for places and surroundings as how we take care of ourselves.</p>  	<p><a href="#">Caring for school environment</a></p> <p><a href="#">Being Honest</a></p>



# The Winchester School

Year 2 Family Learning Newsletter February 2021

