







# The Winchester School

## Family Learning Newsletter -Year 5- February 2020



Area of learning	Focus	Home activities/How can you help your child at home	Useful website																																																						
<p>Literacy</p>	<p><b><u>Spelling:</u></b> To use hyphen after prefixes. To spell and use homophones correctly. To spell words with silent letters.</p>  <p><b><u>Punctuation:</u></b> <b><u>Add Commas and Semi colon:</u></b> To use commas and semi colon in sentences appropriately.</p> <p><b><u>Grammar:</u></b> <b><u>Getting personal</u></b> – To explore the use of pronoun, second person plural and third person plural in sentences.</p> 	<p><b><u>Talk and Encourage the children to do the following:</u></b> <b>Click</b> on the following link to understand more about the Homophones. <a href="#">Homophones</a> <b>Together</b> practice the use of silent words in writing using the following link below: <a href="#">Silent letters</a></p> <p><b>Discuss</b> the importance of using commas and its rules using the link below: <a href="#">Commas - Rules</a></p> <p>Follow the link given to know more about second person plural.</p> <div style="text-align: center;">  <p><b>PRONOUNS</b></p> <table border="1" data-bbox="952 1045 1624 1348"> <thead> <tr> <th></th> <th>Subject Pronouns</th> <th>Object Pronouns</th> <th>Possessive Adjectives</th> <th>Possessive Pronouns</th> <th>Reflexive Pronouns</th> </tr> </thead> <tbody> <tr> <td>1st person singular</td> <td>I</td> <td>Me</td> <td>My</td> <td>Mine</td> <td>Myself</td> </tr> <tr> <td>2nd person singular</td> <td>You</td> <td>You</td> <td>Your</td> <td>Yours</td> <td>Yourself</td> </tr> <tr> <td>3rd person singular (male)</td> <td>He</td> <td>Him</td> <td>His</td> <td>His</td> <td>Himself</td> </tr> <tr> <td>3rd person singular (female)</td> <td>She</td> <td>Her</td> <td>Her</td> <td>Hers</td> <td>Herself</td> </tr> <tr> <td>3rd person</td> <td>It</td> <td>It</td> <td>Its</td> <td>Its</td> <td>Itself</td> </tr> <tr> <td>1st person (plural)</td> <td>We</td> <td>Us</td> <td>Our</td> <td>Ours</td> <td>Ourselves</td> </tr> <tr> <td>2nd person (plural)</td> <td>You</td> <td>You</td> <td>Your</td> <td>Yours</td> <td>Yourselves</td> </tr> <tr> <td>3rd person (plural)</td> <td>They</td> <td>Them</td> <td>Their</td> <td>Theirs</td> <td>Themselves</td> </tr> </tbody> </table> <p>www.englishgrammarhere.com </p> </div>		Subject Pronouns	Object Pronouns	Possessive Adjectives	Possessive Pronouns	Reflexive Pronouns	1st person singular	I	Me	My	Mine	Myself	2nd person singular	You	You	Your	Yours	Yourself	3rd person singular (male)	He	Him	His	His	Himself	3rd person singular (female)	She	Her	Her	Hers	Herself	3rd person	It	It	Its	Its	Itself	1st person (plural)	We	Us	Our	Ours	Ourselves	2nd person (plural)	You	You	Your	Yours	Yourselves	3rd person (plural)	They	Them	Their	Theirs	Themselves	<p><b><u>Useful sites for Grammar:</u></b></p> <p><a href="#">Worksheets on Homophones</a></p> <p><a href="#">Worksheets on Silent letters</a></p> <p><a href="#">Worksheet on pronouns</a></p> <p><a href="#">Second person plural First-second-and-third-person</a></p> <p><a href="#">First-second-and-third-person online worksheet</a></p>
	Subject Pronouns	Object Pronouns	Possessive Adjectives	Possessive Pronouns	Reflexive Pronouns																																																				
1st person singular	I	Me	My	Mine	Myself																																																				
2nd person singular	You	You	Your	Yours	Yourself																																																				
3rd person singular (male)	He	Him	His	His	Himself																																																				
3rd person singular (female)	She	Her	Her	Hers	Herself																																																				
3rd person	It	It	Its	Its	Itself																																																				
1st person (plural)	We	Us	Our	Ours	Ourselves																																																				
2nd person (plural)	You	You	Your	Yours	Yourselves																																																				
3rd person (plural)	They	Them	Their	Theirs	Themselves																																																				



# The Winchester School

## Family Learning Newsletter -Year 5- February 2020



### Text Level:

### The Butterfly Lion – Michael Morpurgo:

- To explore the idea of a significant author by collecting information on Michael Morpurgo and his style of writing.
- To explore the aspects of author's writing style by comparing themes, characterization and settings from different books by the same author.
- To analyze the importance of blurbs and how it influences the reader to choose the books.
- To plan and write an alternative opening for a familiar story using Michael Morpurgo's writing style.
- To explore and discuss characterization in "The Butterfly Lion"

**UNIT 1: Character and Morality**  
**Lesson 3: Practicing Sympathy and Empathy.**

**Encourage** your child to read books of Michael Morpurgo. Get them to understand the writing style of the author.


Read other books like "War horse", "Private Peaceful", "Running Wild"

**Click** on the above links and read books of Michael Morpurgo. <http://michaelmorpurgo.com/all-books>

**Discuss** and share alternative openings and endings with the child. Encourage them to use their creativity and attempt the story in Michael Morpurgo's style.

**Encourage** your child to draw, label or note a few words or phrases to describe their characters and settings.

**Encourage** the use of the dictionary to find the meanings of unknown words.



### Michael Morpurgo:



[Michael Morpurgo](#)

[Children's laureate -Michael Morpurgo](#)



# The Winchester School

## Family Learning Newsletter -Year 5- January 2021



### **Fiction Fantasy- Mystery & Suspense**

- To analyse the dialogue and characterization in the model text, 'The ice fairies.'
- To begin to develop ideas for creating their own short stories involving tiny fantasy beings and mystical creatures.
- To explore the features of mystery & suspense stories.
- To write, edit and present their own stories, creating tiny fantasy beings that explain a natural or unexplained phenomenon.

Follow the link below to know about more about Fantasy fiction:

[What is Fantasy fiction](#)

**Explore** the link below to understand the fantasy genre in detail:

[Fantasy Genre](#)

**Create** a fantasy character and add special attributes and characteristic features to it.

**Together** read descriptive texts and understand how they engage and entertain readers.



**Interactive reading passages online:**

[READING COMPREHENSION](#)


[COMPREHENSION PASSAGES](#)

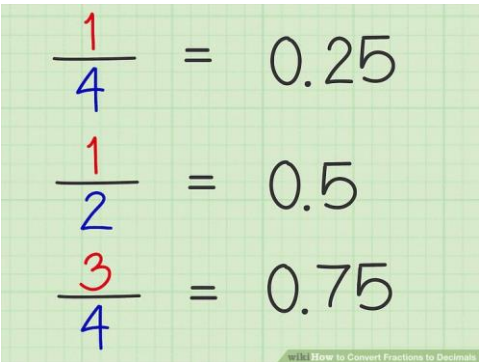
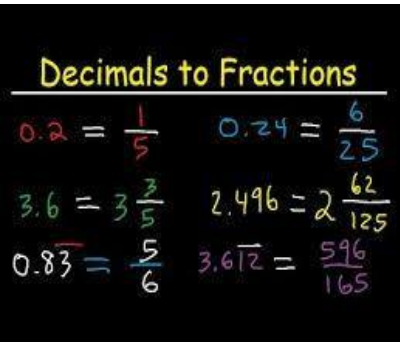





# The Winchester School

## Family Learning Newsletter -Year 5- January 2021



Area of learning	Focus	Home activities/How can you help your child at home	Useful website
Numeracy	<ul style="list-style-type: none"><li>To find equivalent fractions and relate fractions to their decimal representations.</li></ul>  <ul style="list-style-type: none"><li>To read and write decimal numbers as fraction.</li></ul> 	<p><b>Explain</b> to your child why equivalent fractions are important. Use hands-on activities. For example, take a pizza, cut it in half then cut one half into three equal slices. The single half and the half cut into three should appear equal. <math>1/2 = 3/6</math></p> <ul style="list-style-type: none"><li><b>Encourage</b> your child to answer how fractions and decimals are connected. They both show a part of a whole. Share the fact that if one numeral follows the decimal, that decimal is said as tenths. Therefore, when writing it as a fraction, its denominator will be 10.</li></ul>	 <p><a href="#">Equivalent Fractions</a></p> <p><a href="#">Equivalent fraction Bingo</a></p> <p>Convert fraction to decimals</p> <p><a href="#">fraction to decimal</a></p>



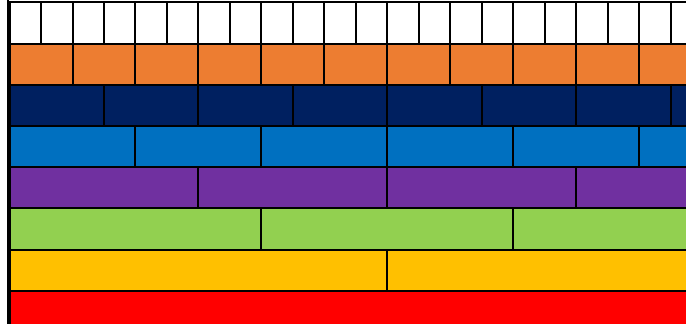
# The Winchester School

## Family Learning Newsletter -Year 5- January 2021



### Challenge Yourself!

#### Challenge:



#### Fractions:

- Using the image above and find out how many different ways can you find of writing 12?
- From the picture, what equivalent fractions for 13 can you find?
- Again, using the image of the fraction wall, find out how else could you write 34?
- What other fractions do you know that are the same as 12?

Find some other fractions which are equivalent to 34.

#### l pad App:



<https://itunes.apple.com/us/app/itooch-math-grade-5-lite/id423778662?mt=8>

<https://itunes.apple.com/en/app/motion-math-zoom/id451793073?mt=8>

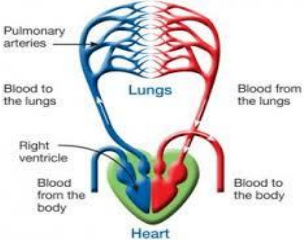
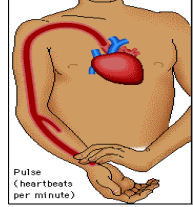
<https://itunes.apple.com/us/app/place-value-mab/id507890987?mt=8>



# The Winchester School

## Family Learning Newsletter -Year 5- January 2021





Area of learning	Focus	Home activities/How can you help your child at home	Useful websites
<p><b>Science</b></p>	<p><b>Keeping Healthy</b></p> <p><b>To explore the function of human circulatory system.</b></p> <ul style="list-style-type: none"> <li>• Know about the functions of arteries and veins.</li> <li>• <b>To recognize the role of lungs in the human circulatory system.</b></li> <li>• <b>To describe the ways in which blood which contains oxygen, nutrients and water are transported within animals, including humans.</b></li> <li>• Recognize the link between heartbeat and pulse rate to represent data about pulse rate in a bar chart and to interpret.</li> </ul>	<p><b>Encourage</b> students to do breathing exercises to improve the lung capacity.</p> <p><b>Share:</b> Importance of taking deep breath. Closing the mouth and breathing through nose.</p> <p><b>Share:</b> Use the link to watch the video of contents of blood and discuss about the contents of blood and importance of keeping germs away from entering our body.</p> <p><b>Encourage:</b> them to count the pulse rate by touching the wrist. Find the pulse rate before and after exercise.</p>	<div style="text-align: center;">  </div> <p><a href="#">Blood</a></p> <div style="text-align: center;">  </div> <p><a href="#">Pulse and Pulse rate</a></p> <p><a href="#">Lungs</a></p> <p><a href="#">Circulatory system</a></p>



# The Winchester School

## Family Learning Newsletter -Year 5- January 2021



Area of learning	Focus	Home activities/How can you help your child at home	Useful website
<p><b>Humanities</b></p> <p style="text-align: center;"><b><u>HISTORY</u></b></p> <p><b>The Viking and Anglo-Saxon struggle for the kingdom of England.</b></p>	<p>-To explore who King Ethelred II was and when and why Danegeld was introduced.</p> <p>-To identify and explain key aspects of Viking life.</p>	<ul style="list-style-type: none"> <li>• <b>Talk</b> about the Vikings.</li>   <li>• <b>Share</b> with your child information about the Vikings.</li>   <li>• <b>Encourage</b> your child to research about the significance of Anglo-Saxon kings during the Viking period.</li> </ul>	 <p><a href="https://en.wikipedia.org/wiki/Vikings">https://en.wikipedia.org/wiki/Vikings</a></p> <p><a href="https://www.historyextra.com/period/viking/vikings-history-facts/">https://www.historyextra.com/period/viking/vikings-history-facts/</a></p> <p><a href="https://www.livescience.com/32087-viking-history-facts-myths.html">https://www.livescience.com/32087-viking-history-facts-myths.html</a></p> <p><a href="https://www.britannica.com/topic/Viking-people">https://www.britannica.com/topic/Viking-people</a></p> <p><a href="https://en.wikipedia.org/wiki/Anglo-Saxons#:~:text=The%20Anglo%2DSaxons%20were%20a,Ang">https://en.wikipedia.org/wiki/Anglo-Saxons#:~:text=The%20Anglo%2DSaxons%20were%20a,Ang</a></p>



# The Winchester School

## Family Learning Newsletter -Year 5- January 2021



### GEOGRAPHY

#### North America

- To identify the names and locations of the ancient and new wonders of the world.

- To explore the characteristics and significance of the natural wonders of North America.

- **Talk** about the difference between ancient and new wonders of the world.
- **Share** with your child the similarities and differences between the wonders of North America and where you live.
- **Encourage** your child to read and explore the natural wonders of North America and compare it to that of the UAE.

[lo%2DSaxon%20culture%20and%20language.](#)

[https://en.wikipedia.org/wiki/History\\_of\\_Anglo-Saxon\\_England](https://en.wikipedia.org/wiki/History_of_Anglo-Saxon_England)



<https://www.nationalgeographic.org/encyclopedia/north-america-physical-geography/#:~:text=North%20America%20can%20be%20divided,extend%20into%20the%20Eastern%20region.>

<https://www.britannica.com/place/North-America>

[https://en.wikipedia.org/wiki/North\\_America](https://en.wikipedia.org/wiki/North_America)







# The Winchester School

## Family Learning Newsletter -Year 5- January 2021



Area of learning	Focus	Home activities/How can you help your child at home	Useful website
<p>UAE Social Studies</p>	<p><b>Goods and Services.</b></p> <p>To define and differentiate between goods and services.</p> <p>To understand interdependence.</p>  <p>To analyse the importance of earning money and contributing to the community economy.</p> <p>To classify goods and services.</p> 	<p><b>Talk</b> to your child difference between Goods and Services.</p> <p><b>Share</b> in a community who provides the goods and who provides the services.</p> <p><b>Encourage</b> your child to find out how people depend on each other for different services.</p> <p><b>Together</b> relate to real life examples in your vicinity of goods and services.</p> <p><b>Talk</b> to your child about how do we share our income with community.</p> <p><b>Share</b> how we contribute to nation's economy for the services government provide us with.</p> <p><b>Encourage</b> them to have their share with the community they live in.</p> <p><b>Talk</b> to your child about the role of producer and consumer.</p> <p><b>Share</b> some real- life examples of producers and consumers.</p> <p><b>Encourage</b> your child to find out how producers and consumer contribute towards the community.</p> <p><b>Together</b> find out about journey of a product from a producer to consumer.</p>	<p><a href="https://www.youtube.com/watch?v=Umq76iNkhx0">https://www.youtube.com/watch?v=Umq76iNkhx0</a></p> <p><a href="https://www.youtube.com/watch?v=FpNyTKgi1lo">https://www.youtube.com/watch?v=FpNyTKgi1lo</a></p> <p><a href="https://www.youtube.com/watch?v=PAbBdOUjPzE">https://www.youtube.com/watch?v=PAbBdOUjPzE</a></p>



# The Winchester School

## Family Learning Newsletter -Year 5- January 2021



### Producers and Consumers

To define Producers and Consumers.

To describe the journey of a product from a producer to consumer.

#### Producer

A Producer is a person or business that makes goods or provides services.

#### Consumer

A consumer is a person or business that buys or uses goods or services.



To explain that some companies can be both a consumer and a producer.  
To understand the “buying local” concept.

Talk to your child that one person can be consumer and producer at a same time.

**Share** some real- life examples of local product that you buy.

**Encourage** your child to contribute towards the community by buying local products.




<https://www.youtube.com/watch?v=6B2wUpJPTu0>



# The Winchester School

## Family Learning Newsletter -Year 5- January 2021



Area of learning	Focus	Home Activities	Useful websites
French	<p><u>Unit: Les objets scolaires</u></p> <ul style="list-style-type: none"> <li>- To identify school objects.</li> <li>- To give opinions and justifications about school objects.</li> <li>- To identify time in French.</li> </ul>	<p><b>Talk</b></p> <p>-About different school objects you like and dislike , try to give justifications to your opinion.</p> <p>- conjugate verb (avoir ) in present tense.</p> <p><b>Encourage</b></p> <p>Students to keep exploring the links given</p> <p><b>Create</b></p> <p>Students create poster about classroom object using verb ( avoir ).</p>	<p><a href="https://www.youtube.com/watch?v=qN6qQABYtdg&amp;t=80s">https://www.youtube.com/watch?v=qN6qQABYtdg&amp;t=80s</a></p> <p><a href="https://www.youtube.com/watch?v=dzEPv-Zc3eg&amp;t=1s">https://www.youtube.com/watch?v=dzEPv-Zc3eg&amp;t=1s</a></p> <div style="text-align: center;">  </div> <p>Keep practising the topic "my house' 'at home by visiting <b>Linguascope</b> and playing.</p> <p><b>Username: winlang</b></p> <p><b>Password :gems2020</b></p> <p>Go to beginner –choose French- the topic "Description physique" "Description du visage "</p> <p>Find attached pictures for more clarification.</p>



Area for learning

Focus

The Winchester School

Activities



## Family Learning Newsletter -Year 5- January 2021

**قصة سر القوة**  
أن يحدد التلميذ الفعوى الرئيسة والأفكار الداعمة  
أن يحول التلميذ حدثًا من أحداث القصة إلى حوار  
أن يحدد التلميذ السمات الداخلية والسمات الخارجية لشخصيات  
القصة  
أن يحلل التلميذ عناصر القصة  
أن يحدد التلميذ السمات الفنية للقصة  
أن يحدد التلميذ علاقات التضاد والترادف بين الكلمات  
أن يتنبأ التلميذ بما سيحدث بعد نهاية القصة  
**تشيد السلام**  
أن يفسر التلميذ المفردات في ضوء فهمه للأبيات  
أن يحدد التلميذ الأفكار الرئيسة في الأبيات  
أن يشرح التلميذ الأبيات شرحًا واقعيًا  
أن يحدد التلميذ الصور الجمالية والمحسنات البيعية في الأبيات  
**الفعل اللازم والمتعدي**  
أن يحدد التلاميذ أركان الجملة الفعلية  
أن يحدد التلميذ الأفعال اللازمة والمتعدية  
أن يعرب التلميذ الجمل مع الفعل اللازم والمتعدي .

- قراءة القصة وتحديد الفكرة الرئيسة والأفكار الداعمة.  
- تحديد السمات الداخلية والسمات الخارجية لشخصيات  
القصة  
- التمييز بين الحوار الداخلي والحوار الخارجي  
- مساعدة التلميذ في تلخيص القصة وكتابة نهاية جديدة  
للقصة  
- مساعدة التلميذ في البحث عن لغويات النص بالمعجم  
المدرسي  
- مساعدة التلميذ في كتابة ملخص للقصة بأسلوبه  
يمكن لولي الأمر الدخول من خلال الرابط المرفق لموقع قناة اللغة  
العربية والتربية الإسلامية الخاص بمدرسة ونشستر ومتابعة  
التسجيلات الخاصة بالدروس ومشاركتها مع التلميذ وتدوين ما  
تعلمه في دفتره المدرسي.

[الجملة الاسمية](#)

[الجملة الفعلية](#)

[الفعل اللازم والمتعدي](#)

[منصة أقرأ بالعربية](#)

[قناة اللغة العربية والتربية الإسلامية  
بمدرسة ونشستر](#)

Arabic for Arabs

Arabic for Non Arabs

### **My area (منطقتي)**

To describe the places in sentences  
To create a paragraph about their area  
To create simile style.  
To compose an article about the places in UAE.  
To describe some places using the preference style,  
exclamation style, and simile style.

### **The hobbies (الهوايات)**

To classify different hobbies (reading – drawing- swimming  
– listening to music ...)  
To use the expressions of opinion (I prefer ... because / I do  
not prefer ... because / in my opinion...)  
To describe the student's favourite hobby.

**Talk** to your child about their favourite places &  
hobbies.

**Share** with your child articles about the most famous  
hobbies, and places in UAE to help in talking and  
writing about them.

**Ask** your child about their opinion regarding some  
hobbies, and places.

**Go** through the links on the Arabic YouTube channel  
so that you can help your child learn more at home  
about the topic

[Arabic grammar for beginners](#)  
[Arabic vocabulary with meaning](#)

[and pronunciation](#)

[Places in Dubai](#)

[examples about hobbies](#)

[hobbies in Arabic](#)

[hobbies: pronunciation and](#)

[grammar](#)

[I Read Arabic](#)

[Arabic and Islamic YouTube  
Channel](#)



# The Winchester School

## Family Learning Newsletter -Year 5- January 2021







<p>Islamic for Arab</p>	<p><b>سورة الانفطار</b> أن يبرهن التلاميذ على قدرة الله تعالى من خلال السورة الكريمة . أن يناقش التلاميذ عقاب الله عزوجل للمشركين على جحودهم <b>محبة الله تعالى</b> أن يستنتج التلاميذ صور محبة الله للعبد . أن يطرح التلاميذ أعمالاً تقربهم من الله تعالى . <b>أحب العمل إلى الله تعالى</b> أن يميز التلاميذ بعض الأعمال التي يحبها الله تعالى أن يشرح التلميذ أهمية العمل الصالح . أن يستنتج التلميذ عاقبة بر الوالدين.</p>	<p>مساعدة التلميذ في حفظ عشر آيات من اول السورة الكريمة من خلال الشبكة المعلوماتية . مساعدة التلميذ في البحث عن صور لمخلوقات الله . تشجيع التلميذ على العمل الصالح في حياته اليومية مساعدة التلميذ في البحث عن آيات توضح رحمة الله بعباده . مساعدة التلميذ في البحث عن آيات قرآنية أو احاديث نبوية تحدثنا على العمل . يمكن لولي الأمر الدخول من خلال الرابط المرفق لموقع قناة اللغة العربية والتربية الإسلامية الخاص بمدرسة ونشستر ومتابعة التسجيلات الخاصة بالدروس ومشاركتها مع التلميذ وتدوين ما تعلمه في دفتره المدرسي.</p>	<p><a href="#">سورة الانفطار المصحف المعلم</a> <a href="#">أهمية العمل</a> <a href="#">قناة اللغة العربية والتربية الإسلامية بمدرسة ونشستر</a></p>
<p>Islamic non-Arab</p>	<p><b>Make things easy and don't make them difficult.</b></p> <ul style="list-style-type: none"><li>To explain the importance of praying in the Masjid.</li><li>To infer the ruling of prayer in the Masjid.</li><li>To list the manners to follow when going to the Masjid.</li></ul> <p><b>The merciful heart.</b></p> <ul style="list-style-type: none"><li>To explain the concept of mercy.</li><li>To determine the aspects of mercy.</li></ul> <p><b>The Holy Quran is my intercessor.</b></p> <ul style="list-style-type: none"><li>To explain the concept of intercession of the Holy Quran on the day of judgment to those who recite it.</li><li>To conclude the benefits of abiding to the teaching of the book of Allah for individual and society.</li><li>To conclude the virtues of reciting the Holy Quran.</li><li>To list the behaviors that the Holy Quran urges us to follow.</li></ul>	<ol style="list-style-type: none"><li>1- Share with your child the importance of praying in the Masjid.</li><li>2- Speak with your child about the manners to be observed when praying in the Masjid.</li><li>3- Explain your child the concept of mercy.</li><li>4- Share with your child the aspects of mercy.</li><li>5- Share with your child the concept of intercession of the Holy Quran on the day of judgment</li><li>6- Share with your child the benefits of abiding to the teaching of the Book of Allah for individual and society Go through the links on the Arabic and Islamic YouTube channel so that you can help your child learn more at home about the topic.</li></ol>	<p><a href="#">The Mercy of Prophet Muhammad (peace be upon him)</a> <a href="#">My Quran Is A Light And Intercessor! - Beautiful Nasheed</a> <a href="#">Don't make things difficult   Don't be Extreme   The Deen is Simple, don't make it Complex   - YouTube</a> <a href="#">Arabic and Islamic YouTube Channel</a></p>



# The Winchester School

## Family Learning Newsletter -Year 5- January 2021






Area of learning	Focus	Home activities/How can you help your child at home	Useful websites
ART	<ul style="list-style-type: none"><li>To explore the techniques of sketching a Viking boat.</li></ul>  <ul style="list-style-type: none"><li>To explore the techniques of sketching a Viking.</li></ul> 	<p><b>Share and talk</b> about the Viking boats and Viking invaders.</p> <p><b>Encourage</b> children to think about the specialities of the Viking boats.</p> <p><b>Research</b> on the Vikings and the Viking boats' effect on the present day world.</p>	<p><a href="https://www.youtube.com/watch?v=epIzNyOKVZY">https://www.youtube.com/watch?v=epIzNyOKVZY</a></p>  <p><a href="https://easydrawingguides.com/how-to-draw-a-viking/">https://easydrawingguides.com/how-to-draw-a-viking/</a></p> 



# The Winchester School

## Family Learning Newsletter -Year 5- January 2021



Area of learning	Focus	Home activities/How can you help your child at home	Useful websites
<p><b>Physical Education</b></p>	<p><b><u>Co Ordination workout:</u></b></p> <p>Physical Education. <b>Coordination</b> is the ability to select the right muscle at the right time with proper intensity to achieve proper action.</p>  <p><b><u>Endurance workout:</u></b></p> <p>Focus is on to improve their endurance exercise ability by doing different kind of jumping and explosive exercises. This high-intensity workout helps build speed, power, and cardiovascular fitness. It targets the glutes, quads, and calves.</p> <p><b><u>Circuit training:</u></b></p> <p><i>Circuit training</i> is a form of body conditioning that involves</p>	<p><b><u>Talk and Encourage the children to do the following:</u></b></p>  <ul style="list-style-type: none"> <li>• Scissors jump</li> <li>• Criss-cross</li> <li>• Quick feet</li> <li>• Side skaters</li> <li>• Alternate toe touch</li> <li>• Catching and throwing</li> </ul> <p><b><u>Talk and Encourage the children to do the following:</u></b></p> <ul style="list-style-type: none"> <li>• Jogging</li> <li>• Scissors kick</li> <li>• Cross knee elbow touch</li> <li>• High knee action</li> <li>• Jumping jacks</li> </ul> 	<p><b><u>Useful sites:</u></b></p> <p><a href="http://www.pecentral.org">www.pecentral.org</a></p> <p><a href="https://www.youtube.com/watch?v=59AWW3Ji2pg">https://www.youtube.com/watch?v=59AWW3Ji2pg</a></p> <p><a href="http://www.pecentral.org">www.pecentral.org</a></p> <p><a href="https://www.youtube.com/watch?v=kAXg3cM0UCw&amp;t=27s">https://www.youtube.com/watch?v=kAXg3cM0UCw&amp;t=27s</a></p>



# The Winchester School

## Family Learning Newsletter -Year 5- January 2021



endurance *training*, resistance *training*, high-intensity aerobics, and *exercises* performed in a *circuit*, similar to high-intensity interval *training*. It targets strength building and muscular endurance.

### Agility Workout:

Ability to change the body's position efficiently and requires the integration of isolated movement skills using a combination of balance, coordination, speed, reflexes, strength, and endurance.

### Talk and Encourage the children to do the following:

- Jump rope
- Burpees
- Mountain climbers
- High knees
- Squats
- Plank



### Talk and Encourage the children to do the following:

- Lateral Plyometric Jumps. Lateral plyometric jumps help build explosive power, balance, and coordination by using our natural body weight
- Forward Running, High-Knee Drills
- Lateral Running, Side-to-Side Drills
- Dot Drills
- Jumping exercise
- Shuttle Runs.



[www.pecentral.org](http://www.pecentral.org)

<https://youtu.be/xj7TQ6xTjnU>

[www.pecentral.org](http://www.pecentral.org)


<https://youtu.be/5uVaKjtJHN8>





# The Winchester School

## Family Learning Newsletter -Year 5- January 2021


Area of learning	Focus	Home activities/How can you help your child at home	Useful websites
<b>Music</b> <b>Year05</b> <b>(Kiko)</b>	Learning how to play the recorder using notes and rests	<ul style="list-style-type: none"> <li>Let the child practice at home, even though there will be squeaking.</li> <li>Be an audience and check if the child is holding the recorder properly.</li> </ul>	<a href="https://www.youtube.com/watch?v=eODboI6nsUQ&amp;t=150s">https://www.youtube.com/watch?v=eODboI6nsUQ&amp;t=150s</a>
<b>Music</b> <b>Year05</b> <b>(Sunil)</b>	<ul style="list-style-type: none"> <li>Learning how to play the “C” Major scale Ascending and Descending followed by “Havana”</li> </ul>	<ul style="list-style-type: none"> <li>Let the child practice at home, even though there will be squeaking.</li> <li>Be an audience and check if the child is holding the recorder properly.</li> </ul>	
ICT	<p><b><u>Topic Digital Citizenship</u></b></p> <ul style="list-style-type: none"> <li><b><u>To compare and contrast their responsibilities to their offline and online communities.</u></b></li> <li><b><u>To explain the learn that the information they put online leaves a digital footprint or trail.</u></b></li> <li><b><u>To explore what information is appropriate to be put online.</u></b></li> </ul>	<p>Discuss How to be a good digital citizen.</p> <p>Encourage Children to use technology responsibly?</p> <p>How can we help children understand that good digital citizenship also involves using digital tools to do good things in the world?</p> <p>Respecting People’s Feelings: Talk to them about topics such as “drama”, cyberbullying, healthy romantic relationships, and how to be a positive influence online.</p> <p>Cre: </p>	<p><a href="https://www.digitalsmart.com/digital-citizenship-guide-for-parents/">Digital Citizenship Guide for Parents (mediasmarts.ca)</a></p> <p><a href="https://youtu.be/ourb9j-dq8Q">https://youtu.be/ourb9j-dq8Q</a></p> <p><a href="https://youtube.com/playlist?list=PL8TjVyuBdsCnTZiAYcQcF4v-6dw0nIRJm">https://youtube.com/playlist?list=PL8TjVyuBdsCnTZiAYcQcF4v-6dw0nIRJm</a></p>



# The Winchester School

## Family Learning Newsletter -Year 5- January 2021



Area of learning	Focus	Home activities/How can you help your child at home	Useful websites
<p><b>Moral Education</b></p>	<p>Trades and the Openness of the UAE to the world. Describe, at a simple level, the benefits and potential problems of interconnectivity between different people.</p> <div style="text-align: center;">  </div> <p style="text-align: right;">Conflict</p> <p>Resolution/What Do We Know about Resilience and Perseverance?</p>	<p><b>Talk</b> with your family about different countries communicated with each other.</p> <p><b>Share</b> what problems can occur when two countries connect with each other.</p> <p><b>Encourage</b> your child to find out about different commodities they see here which are manufactured outside.</p> <p><b>Talk</b> with your family and ensure a healthy discussion of the challenges faced and understand possible solutions.</p> <p><b>Share</b> how to maintain good relations with everyone around us.</p> <p><b>Encourage</b> to communicate with people to ensure a healthy relation with others.</p> <p><b>Share</b> the importance of being good to others and share healthy relations with friends and family and at work.</p> <p><b>Talk</b> and express your feelings with your family and friends.</p>	<p><a href="https://www.youtube.com/watch?v=vn3e37VWc0k">https://www.youtube.com/watch?v=vn3e37VWc0k</a></p> <p><a href="https://youtu.be/EABFiCZJy8">https://youtu.be/EABFiCZJy8</a></p> <p><a href="https://youtu.be/8PseBxIFImc">https://youtu.be/8PseBxIFImc</a> <a href="https://youtu.be/bcgyemmOmCA">https://youtu.be/bcgyemmOmCA</a></p>




# The Winchester School

## Family Learning Newsletter -Year 5- January 2021



### CONFLICT RESOLUTION



To Understand and explain that communication is the key to conflict resolution.



To Act Responsibly/What I Find Difficult. Demonstrate, independently a compromise.

**Encourage** to develop respect towards each member of the community.

**Share** the meaning and importance of being respectful., independent and compromise.

**Together** maintain a relationship which displays respect towards each other to develop a healthy relation.

#### Key rule

- ❖ Always think positively even having a day of full difficult situations
- ❖ Do not take personally



**Our personal well-being depends on our ability to handle difficult situation**



**The Winchester School**  
Family Learning Newsletter **-Year 5- January 2021**

