




The Winchester School

Year 3 Family Learning Newsletter **January 2021**



Area of Learning	Focus	Activities	Useful Websites/Apps
Literacy	<p>Spellings:</p> <ul style="list-style-type: none"> To spell words of two or more syllables.  <p>Grammar:</p> <ul style="list-style-type: none"> To apply punctuation marks appropriately in sentences. To recognize verb tenses. To identify Collective nouns as a collection of people, place, animal or thing. Compound nouns 	<p>Talk about sounding letters according to the syllables in the word. Every syllable has one and only one vowel sound.</p> <p>Discuss that a syllable is a word or a word segment that is pronounced as a single sound. Some words have one syllable (including cat, dog, fish, and walk). Some words have two syllables (including soggy, orange and walking). Some words have three syllables (including gigantic, terrible and peculiar).</p> <p>Encourage your child to divide words into syllables and sound them out first separately and then as one word e.g. spell-bound, sli-ther, sli-ther-ing.</p> <p>Punctuation: Pause while speaking to your child to enunciate the end of a sentence. While reading a story with your child, highlight punctuation marks- full stops, capital letters, commas, question marks, exclamation marks and speech marks.</p> <p>Verbs: Give your child a time limit to act out a certain verb. To get more practice within context,</p>	<p>Syllables:</p> <p>What are Syllables?</p> <p>Syllables-Part of a word</p> <p>Syllables</p> <p>Punctuation game</p>



The Winchester School

Year 3 Family Learning Newsletter **January 2021**



tell the guessers that they have to make a sentence using the verb that is being acted out.

Follow the sequence of a story. Ask questions such as -What happened first, next, later, finally.

Encourage your child to highlight verbs in a paragraph and discuss which tense it has been narrated in.

Speak to your child about the use of tenses that ascertain at what time an event in the story is taking place. A compound noun is a noun made from at least two words.

Encourage your child with some examples of compound nouns.

Example: Toothpaste: a paste used in cleaning the teeth.

Schoolhouse: a building used as a school.

Bedroom: a room in the house where one sleeps in a bed.

Collective Nouns:

Encourage your child to play a Match Up Game-

- Cut up some pieces of green card and write the following on each: bees, flowers, people, trees, fish, wolves, grapes and puppies.
- Then cut up some pieces of yellow card and write the following on each: crowd, pack, litter, bunch, swarm, bouquet, forest and shoal.

[Nouns and Verbs](#)

[Verb Tenses](#)

[Compound nouns](#)

[Collections](#)



The Winchester School

Year 3 Family Learning Newsletter January 2021



- Ask your child to match the green cards to the yellow cards.
(Answers: a crowd of people, a pack of wolves, a litter of puppies, a bunch of grapes, a swarm of bees, a bouquet of flowers, a forest of trees, a shoal of fish.)

Text Level:

Novel-James and the Giant Peach:

- To draw inferences such as inferring characters' feelings, thoughts and motives from their actions, and justifying inferences with evidence.
- To identify how language, structure and presentation contribute to meaning.
- To gather information about the author's style of writing
- To refer to the text when looking for information.

Moral Education:

Respecting others in the community

Talk: About Roald Dahl and the different novels written by him.

Discuss: Characters in the story are magical and develop the idea of fantasy in creative writing.

Encourage: To explore the description of creatures in the story and link their personality to human traits.



[James and the Giant Peach quiz](#)

[Roald Dahl](#)

Discuss the different characters in the story, James and the Giant Peach, and encourage your child to differentiate between different characteristics.






Encourage your child to be kind and respectful and follow the value of tolerance.



The Winchester School

Year 3 Family Learning Newsletter **January 2021**



Numeracy	<ul style="list-style-type: none"> To tell and write the time in analogue clock. 	<p>Discuss and note the time of your child's favorite programmers, make a timetable of it and write the time of the programmer as well as draw it as an analogue clock with the time shown on it.</p>	<p>Telling the time</p> <p>Time games</p> <p>Time telling game</p> <p>play time games</p>					
	<ul style="list-style-type: none"> To read time and keep a track of time in a given task and compare durations of events 	<table border="1" style="width: 100%; text-align: center;"> <thead> <tr> <th style="width: 25%;">TV SHOW</th> <th style="width: 25%;">TIMINGS</th> <th style="width: 50%;">ANOLOGUE CLOCK</th> </tr> </thead> <tbody> <tr> <td style="text-align: left;">  </td> <td>1:00 pm</td> <td>  </td> </tr> </tbody> </table>		TV SHOW	TIMINGS	ANOLOGUE CLOCK		1:00 pm
TV SHOW	TIMINGS	ANOLOGUE CLOCK						
	1:00 pm							
<ul style="list-style-type: none"> To read time to 5 minutes on analogue and 12 hour digital clock To read time on a clock (in a.m. & p.m.) <p><u>Length</u></p> <ul style="list-style-type: none"> To draw or measure lines in centimetres and millimetres 	<p>Together with your child, keep track of the time he or she spends watching television as well as doing homework. Make a table listing the 7 days of 1 week. Keep two columns, one for television and one for homework. At the end of the week, see if together you can make a graph comparing the two different activity columns.</p> <p>Talk to your child about the importance of time. Enjoy making a clock face with a coffee jar lid stick numbers on the clock face with glue and use it to solve time problems. e.g.: Its 3 O'clock now. You have to go for swimming after an hour. Show the time in your clock.</p>							



The Winchester School


Year 3 Family Learning Newsletter January 2021



- To solve word problems involving length

Measure – Perimeter

- To calculate the perimeter of 2 d shapes



two digit and three digit numbers

- To develop and use written methods for addition of

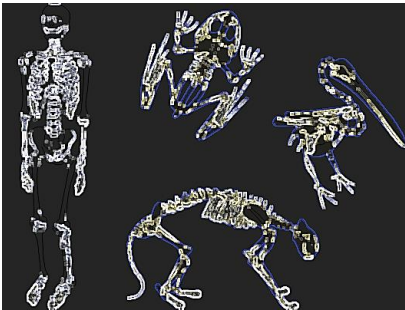
Talk about why we measure different objects in our daily life. Let your child measure and compare the length of different objects at home like clothes, shoes etc.

Ask questions like who has wears the biggest shoe in the family? How many cm long is it? How much longer is it than your shoe?

Challenge: The following given times have been recorded on the same morning. Arrange them in order starting from the earliest.

- 7.55 a.m.
- Quarter to eight.
- 5 minutes to eight.
- Half past seven.



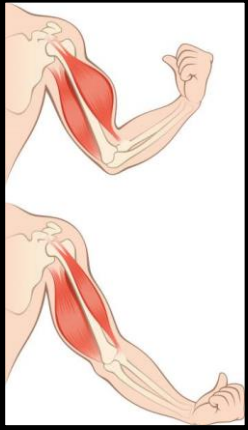
<p>Science</p>	<p><u>UNIT 1 - Animal Including Humans (Skeleton and Muscles)</u></p> <p>That humans (and some other animals) have bony skeletons inside their bodies and to raise questions about different bony skeletons</p> <p>To make and record relevant observations of bones and skeletons.</p> <p>To know the functions of the human Skeleton.</p>	<p>Talk to child about the importance of having a skeleton system, the bones which make skeleton and their functions in our body.</p> <p>Quiz your child to test their Knowledge.</p> <p>Encourage your child to do interactive</p> <p>Activities: Play a game - Use a blank skeleton and make a list of the bones in the human body.</p> <p>You can use paper to do this or go to http://www.sheppardsoftware.com/health/anatomy/skeleton/Skeleton_game_2.htm to play an interactive matching game.</p> <p>Share with the children the names of the longest and the smallest bone in our body. Children can make a small booklet, where they can draw or stick</p>	<p>Animal Including Humans (Skeleton)</p>  <p>Skeleton System</p> <p>Skeleton System</p> <p>Parts of Human Skeleton - Game</p> <p>Human Body - Skeleton System</p>
-----------------------	--	--	--



The Winchester School

Year 3 Family Learning Newsletter **January 2021**



		<p>pictures of any five bones present in the human body and write some interesting facts about different bones in our body.</p>	<p>Human Body Facts - Skeleton System</p>
<p>Science</p>	<p>To understand how different types of animal bodies are supported.</p> <p>To predict, make comparisons, and identify a pattern in the investigation (Vertebrates and Invertebrates)</p> <p>To understand the function of Muscles</p> <p>Moral Education</p> <p>Unit 2 – Self Identity and working with other</p> <p>Muscles working together as a team for the bones to move.</p>	<p>Talk to your child about the vertebrates and invertebrates. What makes them different from each other.</p> <p>Talk how bones would not move correctly if the muscles won't work together as a team.</p> <p>Encourage your child to do interactive</p> <p>Activities: Find and stick pictures of different vertebrate and invertebrate animals.</p> <p>Play a game - Use a blank skeleton and make different muscles showing how they function.</p>	<p>Classification of Animals</p> <p>Muscles</p> <p>Muscles</p> 



The Winchester School

Year 3 Family Learning Newsletter **January 2021**



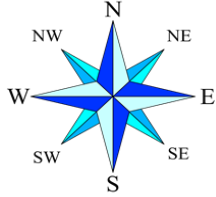
		<p>Share with the children the types of muscles found in the human body and list the function of the same.</p>	
<p>Humanities</p> <p>The United Kingdom</p>	<ul style="list-style-type: none"> • To name and locate the countries, the capital cities of the countries and the major cities of the United Kingdom • To use the eight points of a compass <ul style="list-style-type: none"> • To name, locate and identify the seas surrounding the United Kingdom • To name and locate key topographical features of the United Kingdom - rivers 	<p>Encourage your child to locate the United Arab Emirates and its surrounding seas on a map of the world. Next locate your home country and then the United Kingdom, its countries and surrounding seas on this map.</p> <p>Share time together locating the capital city of the United Arab Emirates on a map. Next locate the capital city of your home country and then the capital city of the United Kingdom and the capital cities of the countries of the UK on a map.</p> <p>Talk about the key cities of the UAE, your home country and the UK. Play a game - who can locate them the quickest on a map.</p> <p>Encourage your child to tell you the four points of a compass and draw and label a compass rose for you .Play a game using the compass rose to see who can locate countries, capital cities and major cities on a map the fastest.</p>	<p>Map Game</p> <p>UK and its countries</p> <p>UK rivers</p>



The Winchester School

Year 3 Family Learning Newsletter **January 2021**





		<p>Talk about the eight points of a compass. Encourage your child to draw and label one for you. Play a similar game using these directions.</p> <p>Share time together locating the UK's main rivers. Follow them on a map to find where they start and the seas they flow into.</p>	
<p>UAE Social Studies</p>	<p>Revisiting ...</p> <ul style="list-style-type: none"> • To explore the UAE during the last century • To explore the natural resources in the UAE 	<p>The UAE during the last century</p> <p>Talk with your child about the changes that have taken place in the UAE in the last century.</p> <p>Share with your child pictures and videos of the UAE in the last 50 years. Talk to them about how the UAE has developed since then.</p> <p>Encourage your child to research the life of the people of the UAE a century ago. Share old pictures of the UAE and compare them with the UAE today. Create a timeline of the important events in the UAE.</p> <p>Natural resources in the UAE</p> <p>Encourage your child to research the natural resources found in the UAE.</p>	<p>The UAE story for children - YouTube</p> <p>History of the UAE – YouTube</p> <p>History of the Emirates (60s) - YouTube</p> <p>Before & After the Union of the Emirates, How? - YouTube</p> <p>Natural resources in the UAE</p>



The Winchester School

Year 3 Family Learning Newsletter **January 2021**



	 <p>Major Natural Resources Mountains</p> <p>Hatta Mountain Hatta</p> <p>Fujairah Mountain, Fujairah</p> <p>Al-Ain Mountain</p>		<p>Key Vocabulary:</p> <ol style="list-style-type: none"> 1. <u>The UAE during the last century</u>: decade, century, Trucial States, inventions, earned a living, exported, pearls 2. <u>Natural resources in the UAE</u>: natural resources, natural features, coast line, oases, make a living, endangered, dugong, source of income, tourism. 	
<p>Moral Education</p>	<ul style="list-style-type: none"> • To explore the objects from the past which is significant to our heritage. • To understand the culture and heritage of each individual. 	<ul style="list-style-type: none"> • Talk to your child about your country's traditions and culture. • Share your thoughts about the importance of following the culture and heritage of our ancestors. • Encourage your child to explore more about their own culture and heritage. 		<p>Music (Kiko)</p>



The Winchester School

Year 3 Family Learning Newsletter January 2021



Music Year03 (Kiko) (Sunil)	<ul style="list-style-type: none">• Refresher on how to play the recorder• Learning how to play the recorder First three letters BAG	<ul style="list-style-type: none">• Let the child practice at home, even though there will be squeaking.• Be an audience. But better also check if the child is holding the recorder properly.	<p>https://www.youtube.com/watch?v=EXyS9qVrVQ4</p> <p>https://www.youtube.com/watch?v=yNzwF04WC0A&t=40s</p>
Arabic for Arabs	<p>*فكر في حياتك:</p> <ul style="list-style-type: none">- أن يفسر التلميذ المفردات الجديدة في النص المعلوماتي .- أن يقرأ التلميذ النص قراءة سليمة خالية من الأخطاء .- أن يوضح التلميذ الأعمال الابتكارية التي يمكن أن يقوم بها .- أن يطرح التلميذ أسئلة عن الفكرة الرئيسة والفكر الفرعية في النص مبدئياً رأيته في المضمون. <p>* أسلوب العطف:</p> <ul style="list-style-type: none">- أن يميز التلميذ أسلوب العطف .- أن يحدد التلميذ حروف العطف ودلالاتها .- أن يفرق التلميذ بين المعطوف – المعطوف عليه . <p>* وطني عزيز:</p> <ul style="list-style-type: none">- أن يفسر التلميذ المفردات الجديدة في النص .- أن يطرح التلميذ أسئلة عن الفكرة الرئيسة والفكر الفرعية في نصوص شعرية ، مبدئياً رأيته في المضمون .- أن يحدد التلميذ بعض الجماليات في النص .- أن يميز التلميذ بعض الأساليب الإنشائية والخبرية .- أن يعبر عن أهمية العمل .	<p>يستطيع السيد ولي الأمر أن يساعد الطالب عن طريق:</p> <p>مساعدة الطالب على استخدام الكلمات الجديدة في تعبيراته داخل المنزل.</p> <p>مساعدة الطالب على القراءة السليمة للنصوص المدروسة .</p> <p>مساعدة الطالب في الربط بين خبراته ومعلوماته السابقة وبين ما يتعرفه من معلومات جديدة.</p> <p>مساعدة الطالب في الحديث مستخدماً أسلوب العطف.</p> <p>مساعدة الطالب في البحث عن أبيات شعرية تحوي أسلوب العطف .</p> <p>حث الطالب على حب وطنه والمحافظة عليه .</p> <p>يمكن لولي الأمر الدخول من خلال الرابط المرفق لموقع قناة اللغة العربية والتربية الإسلامية الخاص بمدرسة ونشستر ومتابعة التسجيلات الخاصة بالدروس ومشاركتها مع التلميذ وتدوين ما تعلمه في دفتره المدرسي.</p>	<p>الفكر والإبداع والابتكار</p> <p>حروف العطف</p> <p>منصة أقرأ بالعربية</p> <p>قناة اللغة العربية والتربية الإسلامية</p> <p>بمدرسة ونشستر</p>
Arabic for Non Arabs		In every new lesson, we provide new words with meanings.	Learn Arabic Writing



The Winchester School

Year 3 Family Learning Newsletter January 2021



	<p>The city</p> <ul style="list-style-type: none">- To distinguish between different places.- To create sentences about the places.- To describe Dubai using new verbs and adjectives.- To express opinion in different places.- To compare between two places.	<ul style="list-style-type: none">• Help your child to memorize them and use them in sentences on his/her own.• Help your child to link between the picture and the word.• Ask your child to draw the places and describe them.• Go through the links on the Arabic YouTube channel so that you can help your child learn more at home about the topic.	<p>PLACES IN ARABIC</p> <p>ARABIC COLOURS</p> <p>I Read Arabic</p> <p>Arabic and Islamic YouTube Channel</p>
<p>Islamic for Arabs</p>	<p>الإيمان بالملائكة</p> <p>أن يستنتج الطالب وظائف الملائكة وأعمالهم أن يعدد الطالب أسماء بعض الملائكة وصفاتهم أن يدلل على أن الإيمان بالملائكة من أركان الإيمان</p> <p>التسامح</p> <p>أن يحلل التلميذ صور التسامح أن يستنتج فضل التسامح على المسلم أن يدلل على التسامح من الكتاب والسنة</p>	<p>مساعدة الطالب في معرفة أسماء الملائكة المتعددة وأعمالهم مساعدة الطالب في معرفة وظائف الملائكة مساعدة الطالب في حفظ أركان الإيمان مساعدة التلميذ في معرفة فوائد الوضوء والصلاة حثه وتشجيعه على التسامح مساعدة التلميذ في البحث عن استشهادات عن التسامح من القرآن والسنة</p> <p>يمكن لولي الأمر الدخول من خلال الرابط المرفق لموقع قناة اللغة العربية والتربية الإسلامية الخاص بمدرسة ونشستر ومتابعة التسجيلات الخاصة بالدروس ومشاركتها مع التلميذ وتدوين ما تعلمه في دفتره المدرسي.</p>	<p>التسامح</p> <p>قناة اللغة العربية والتربية الإسلامية</p> <p>بمدرسة ونشستر</p>



The Winchester School

Year 3 Family Learning Newsletter **January 2021**





<p>Islamic for Non Arabs</p>	<p>Unit 1 : Lesson 6(Good manners)</p> <p>Unit 3 :Lesson 2 (Fasting)</p> <p>Unit 3: Lesson 1 (The etiquette of visiting and hospitality)</p> <p>Learning Objectives:</p> <ul style="list-style-type: none"> -To explain why respecting others is important in our lives. - To explain that telling the truth is part of Islam. - To explore the benefits of telling truth in life. - To explore the benefits of fasting. - To clarify the advantage of being generous in life. 	<ol style="list-style-type: none"> 1- Talk to your child about truthfulness and tolerance and why it is important. 2- Ask your child to write about a day he spends fasting during Ramadan. 3- Encourage your child to learn Surah- ul-Alaq within YouTube. 4- Encourage your child to use the Duaa taught in his life 5- Encourage your child to be a good example of the good manners in life. <p>Go through the links on the Arabic and Islamic YouTube channel so that you can help your child learn more at home about the topic</p>	<p>Fasting</p> <p>Respect Others</p> <p>Surat Al Alaq</p> <p>Arabic and Islamic YouTube Channel</p>
------------------------------	--	--	---



The Winchester School

Year 3 Family Learning Newsletter January 2021



<p>Physical Education</p>	<p><u>Jumping workout</u></p> <p>Plyometrics, also known as jump training or ploy's, are exercises in which muscles exert maximum force in short intervals of time, with the goal of increasing power (speed-strength).</p>	<p><u>Talk and Encourage the children to do the following:</u></p> <ul style="list-style-type: none"> • Jumping Jacks • Squat Jump • Burpees • Lateral Hopping • Broad Jump 	<p><u>Useful sites:</u></p> <p>www.pecentral.org</p> <p>https://www.youtube.com/watch?v=yN3GgCummXw</p>
	<p><u>Flexibility Exercise</u></p> <p>Flexibility exercises are activities that improve the ability of a joint to maintain the movement necessary for carrying out daily tasks and physical activity. Examples of flexibility activities include – stretching, yoga.</p> <p><u>Yoga</u></p> <p>A system of stretching and positional exercises derived from this discipline to promote good health, fitness, and control of the mind.</p>	<p><u>Talk and Encourage the children to do the following:</u></p> <ul style="list-style-type: none"> • Forward Lunges. • Side Lunges • Cross-Over • Standing Quad Stretch • Seat Straddle Lotus <ul style="list-style-type: none"> • Seat Side Straddle <p><u>Talk and Encourage the children to do the following:</u></p> <ul style="list-style-type: none"> • Downward facing dog • High plank • Triangle pose • Tree pose • Warrior pose • Bridge pose 	<p>www.pecentral.org</p> <p>https://youtu.be/P8DOZRtIIEQ</p> <p>www.pecentral.org</p>



The Winchester School

Year 3 Family Learning Newsletter **January 2021**



	<p><u>Core exercise</u></p> <p>Any <i>exercise</i> that involves the use of your <i>abdominal</i> and back muscles in coordinated fashion counts as a <i>core exercise</i>.</p>	<p><u>Talk and Encourage the children to do the following:</u></p> <ul style="list-style-type: none">• Plank• Sit ups• Butterfly sit ups• Leg raise• Back rolling• Single leg jack knife	<p>https://youtu.be/VaoV1PrYft4</p> <p>www.pecentral.org</p> <p>https://youtu.be/YbMb9DFvarc</p>
--	--	--	---



The Winchester School

Year 3 Family Learning Newsletter **January 2021**



--	--	--	--