





The Winchester School

Year 2 Family Learning Newsletter June 2021



Area of learning	Focus	Home activities/How can you help your child at home.	Useful websites
<p>Literacy</p>	<p>Spelling: To spell words with the /ou/ sound. To use apostrophes for contraction and to show possession To add a suffix to a word</p> <p>To spell words by applying the rules learnt.</p> <p>Grammar Revisit To use progressive present and past tenses effectively in order to communicate the time of action.</p>	<p>Hop to it! - Give your child a list of words following the different rules they've learnt. Draw a hopscotch board using masking tape on the floor and add random alphabets in the boxes. Invite your child to jump on any letter and spell the word/s from the list that begin with the letter they are on. Allot points for every correct spelling. You can play along too!</p>  <p>Give your child a list of countries in different time zones. They make sentences about what is probably happening there right now, as well as their impressions of what daily life is like, e.g. "People are probably coming home from work right now." Or "I think people are going to bed right now."</p> <p>Talk: About how the story progress from the introduction and description of characters to the problem and resolution. Share: Share with your child your opinions about incidents in the text and support these with references from the text.</p> <p>Encourage: Encourage your child to imbibe vocabulary, time connectives and correct grammatical syntax as this will ensure quality in the writing tasks.</p>	<p>Spellings</p> <p>Progressively tensed!</p> <p>Past Progressive</p> 




The Winchester School

Year 2 Family Learning Newsletter June 2021



Text Level - Novel:
 To be able to write a character profile.
 To make a list of quotes that describe a character.
 To describe a scene from the novel and explain how the author make it come alive for the reader.



Numeracy

To solve simple problems in a practical context involving addition, subtraction, multiplication and division of money

Ask
 your child to create his/her own word problems which helps him/her to better understand the components. Encourage him/her to use of the key vocabulary (multiply, altogether, share, take away) that often are used in word problems



[Money](#)

[Money Problems](#)



The Winchester School

Year 2 Family Learning Newsletter June 2021



QUESTIONS TO ASK

What are the least number of coins you can use to make Xp?

Which other coins could you have used to replace the Xp coin?

How many ways can you make 5p/10p/20p?

To compare temperatures using terms such as "hotter", "colder", "warmer", or "cooler"
To compare and estimate, then read a thermometer and record in degrees Celsius

Talk to your child that that temperature means degree of hotness or coldness of an object. Emphasise that in each case a change is happening, either by adding heat or taking heat away. Share with your child that a thermometer is used to measure the temperature of any object in degrees Celsius which is the standard unit for measuring temperature.



[Temperature](#)
[temperature](#)



The Winchester School

Year 2 Family Learning Newsletter June 2021



Topics based on Gap Analysis from Term 3

Recognise and use whole, half and quarter turns, both clockwise and anti-clockwise; know that a right angle represents a quarter turn.

To write simple fractions for e.g. 1/ of 6=3 or 2/4 of 8=4 and solve problems involving fractions

Challenge:



Sundae £1.10

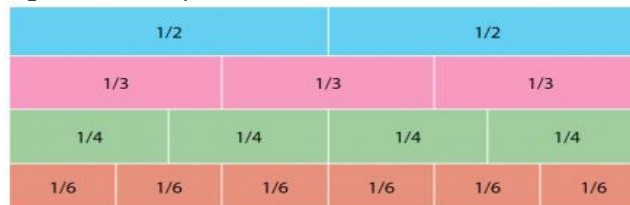
Lolly 50 p

Ice cream £1.05

You have £ 5 to spend, what will you buy and how much change will you have? How many different answers can you make?

Encourage your child to play the modified Simon Says game by putting these concepts into action, giving instructions like make a quarter turn clockwise, then make a half turn anti-clockwise, and so on.

Encourage your child to use **fractions wall**. It is a useful tool that helps them to visualise how fractions relate to each other in size. Look at a fraction wall together and ask your child questions related to it, such as: How many halves make up one whole? How many eighths make up one whole?



[Whole half and quarter turns](#)

[half and quarter turns](#)

[Turning Man](#)

[Fractions of objects](#)

[Identify the fractions](#)

[Fractions](#)



The Winchester School

Year 2 Family Learning Newsletter June 2021






	<p>Revisit of topics from Term 1 and Term 2</p>	<p>Share a sample word problem: Mum had baked 15 cupcakes, she gave one third to me? How many cupcakes will I get?</p>	<p>fractions-word-problems</p>						
<p>Science</p>	<p>✓ Living things and their habitats:</p> <ul style="list-style-type: none"> To identify and sort a variety of common animals [including fish, amphibians, reptiles, birds and mammals] and distinguish between them based on their characteristics. <p style="text-align: center;">Animal Classification – Cheat Sheet</p> <table border="1" style="width: 100%; border-collapse: collapse;"> <tr> <td style="width: 33%; vertical-align: top;"> <p>AMPHIBIANS</p> <ul style="list-style-type: none"> live on land & in water wetted skin breathe with lungs & gills cold-blooded small smooth skin (no hair or fur) 4 legs (sometimes none) lay many eggs </td> <td style="width: 33%; vertical-align: top;"> <p>REPTILES</p> <ul style="list-style-type: none"> have scales, not fur have dry skin usually lay eggs Sometimes live young in water ear holes instead of ears 4 legs or no legs cold-blooded </td> <td style="width: 33%; vertical-align: top;"> <p>FISH</p> <ul style="list-style-type: none"> breathe under using gills live in water have scales and fins (no hair) cold-blooded lay MANY eggs </td> </tr> <tr> <td style="vertical-align: top;"> <p>BIRDS</p> <ul style="list-style-type: none"> have feathers & wings lay eggs have 2 legs ear holes instead of ears warm-blooded </td> <td style="vertical-align: top;"> <p>MAMMALS</p> <ul style="list-style-type: none"> have hair or fur eggs hatch, it's live young mammal mothers nurse their young with milk have lungs and ribs like all mammals mammals that live on land have 4 legs, but some that don't are warm-blooded </td> <td style="vertical-align: top;"> <p>Insects</p> <ul style="list-style-type: none"> Invertebrates (No Backbone) Have 6 legs segmented body Lay eggs Antennae on head </td> </tr> </table>	<p>AMPHIBIANS</p> <ul style="list-style-type: none"> live on land & in water wetted skin breathe with lungs & gills cold-blooded small smooth skin (no hair or fur) 4 legs (sometimes none) lay many eggs 	<p>REPTILES</p> <ul style="list-style-type: none"> have scales, not fur have dry skin usually lay eggs Sometimes live young in water ear holes instead of ears 4 legs or no legs cold-blooded 	<p>FISH</p> <ul style="list-style-type: none"> breathe under using gills live in water have scales and fins (no hair) cold-blooded lay MANY eggs 	<p>BIRDS</p> <ul style="list-style-type: none"> have feathers & wings lay eggs have 2 legs ear holes instead of ears warm-blooded 	<p>MAMMALS</p> <ul style="list-style-type: none"> have hair or fur eggs hatch, it's live young mammal mothers nurse their young with milk have lungs and ribs like all mammals mammals that live on land have 4 legs, but some that don't are warm-blooded 	<p>Insects</p> <ul style="list-style-type: none"> Invertebrates (No Backbone) Have 6 legs segmented body Lay eggs Antennae on head 	<p>Talk: Discuss with your child about different animals and how they are different based on characteristics of each group. E.g. Lay eggs – birds, fish, and reptiles; Do not lay eggs – mammals; Warm blooded – mammals, birds; Cold blooded- fish, amphibians</p> <p>Share: Share information about the how vertebrates are different from invertebrates.</p> <p>Encourage your child to visit the websites to find out about the animals that are individual examples in each group. E.g.: Bat is the only mammal that can fly or Penguin is the only that gives birth to like babies.</p>	<p>Quiz time</p> <p>Characteristics of animals</p> <p>Classification of animals..</p> <div style="text-align: center;"> <p>ANIMAL CLASSIFICATION</p> </div>
<p>AMPHIBIANS</p> <ul style="list-style-type: none"> live on land & in water wetted skin breathe with lungs & gills cold-blooded small smooth skin (no hair or fur) 4 legs (sometimes none) lay many eggs 	<p>REPTILES</p> <ul style="list-style-type: none"> have scales, not fur have dry skin usually lay eggs Sometimes live young in water ear holes instead of ears 4 legs or no legs cold-blooded 	<p>FISH</p> <ul style="list-style-type: none"> breathe under using gills live in water have scales and fins (no hair) cold-blooded lay MANY eggs 							
<p>BIRDS</p> <ul style="list-style-type: none"> have feathers & wings lay eggs have 2 legs ear holes instead of ears warm-blooded 	<p>MAMMALS</p> <ul style="list-style-type: none"> have hair or fur eggs hatch, it's live young mammal mothers nurse their young with milk have lungs and ribs like all mammals mammals that live on land have 4 legs, but some that don't are warm-blooded 	<p>Insects</p> <ul style="list-style-type: none"> Invertebrates (No Backbone) Have 6 legs segmented body Lay eggs Antennae on head 							



The Winchester School

Year 2 Family Learning Newsletter June 2021



<p>UAE Social Studies</p>	<p>➤ Money in the UAE Key vocabulary: Trade, exchange, dirham, coins and notes</p> <p>➤ Baqala, Souqs, Markets and Malls Key vocabulary: souq, merchant, shopkeeper, negotiate, hypermarket.</p> <p>➤ The UAE Emergency Services Key vocabulary: emergency</p> <p>➤ Project - Job fair Key vocabulary: community service, doctor and firefighter.</p>	<p>Talk to your child about the different denominations used in the UAE and why people use money.</p> <p>Encourage your child to research the different goods that can be bought from different places in the UAE like the baqala, souqs, markets and malls.</p> <p>Share with your child the list of emergency services and explain the importance of these services.</p> <p>Encourage your child to research the different jobs they would like to do in the future.</p>	<p>Use of money</p>  <p>specimen</p>  <p>specimen</p>  <p>999 for Police</p>
<p>Arabic for Arabs</p>	<p>- "قصة" الأرنب الذي هزم النمر" ○ أن يُفسر التلميذ المُفْرَدَات الجَدِيدَةَ مُوظَّفًا القَامُوس المُّصَوِّر. ○ أن يفسر التلميذ الكلمات والعبارات المستخدمة في النصوص الأدبية. ○ أن يُحَدِّد التلميذ عَنَاصِر القِصَّة الفِـئِيَّة: (الشَّخْصِيَّاتِ، وَالْمَكَانَ وَالزَّمَانَ)</p>	<p>* لعبة جملة وكلمة للتعرف على الجملة المفيدة . * جمع صور الأسماء والأفعال والحروف. * تدريب الطالب بالمنزل على بعض الكتابات الوصفية. * يَكْتُبُ المُتَعَلِّمُ فِئْرَةً مُضَمَّنًا إِيَّاهَا جُمْلَةً رَئِيسَةً، وَتَفَاصِيلَ دَاعِمَةً، وَجُمْلَةً خَاتِمَةً. يمكن لولي الأمر الدخول من خلال الرابط المرفق لموقع قناة اللغة العربية والتربية الإسلامية الخاص بمدرسة ونشستر ومتابعة التسجيلات الخاصة بالدروس ومشاركتها مع التلميذ وتدوين ما تعلمه في دفتره المدرسي.</p>	<p>الاسد والفأر قصص اطفال حكايات عربية</p> <p>كتابة فقرة/التنظيم</p> <p>الجملة الفعلية</p> <p>منصة أقرأ بالعربية</p> <p>قناة اللغة العربية والتربية الإسلامية بمدرسة ونشستر</p>



The Winchester School

Year 2 Family Learning Newsletter June 2021



- أن يطبق التلميذ معرفته بقواعد الصوتيات ليقرأ الكلمات المألوفة .
- أن يُجيبَ التلميذَ عَن أسئِلةِ النَّصِّ وَيَطْرَحُ أسئِلةً: (مَنْ - ماذا - متى - أين - لماذا - كَيْف) مُظهِراً فَهْمَهُ لِلنَّصِّ، مُبَدِّياً رَأْيَهُ فِيهِ.

- نص معلوماتي -

- أن يفسر التلميذ الجمل والعبارات المستخدمة في النصوص الأدبية.
- أن يستنتج المتعلم العلاقة بين الأحداث (أحداث بسيطة من النص).
- أن يميز المتعلم الأسماء والأفعال والحروف. مـ
- أن يقرأ التلميذ قراءةً جَهْرِيَّةً سَلِيمةً مُراعِيًا التَّنْغِيمَ وَالضَّنْبُطَ السَّلِيمَ.
- أن يُجيبَ التلميذَ عَن أسئِلةِ النَّصِّ وَيَطْرَحُ أسئِلةً: (مَنْ - ماذا - متى - أين - لماذا - كَيْف) مُظهِراً فَهْمَهُ لِلنَّصِّ، مُبَدِّياً رَأْيَهُ فِيهِ.
- ### - قواعد نحوية
- أن يميز أقسام الاسم من حيث العدد
 - أن يميز الجملة والتركيب
 - أن يطابق المتعلم الاسم والصفات من حيث العدد.

Arabic for Non- Arabs

The body parts

- To use the new words in a different sentence.
- To describe the body parts using different adjectives.
 - To conjugate the new verbs with the pronouns in sentences.

The body parts

- Ask your child to speak about his body parts in Arabic.
- Ask your child to describe the body parts.

Go through the links on the Arabic YouTube channel so that you can help your child learn more at home about the topic

- [Learn Arabic For Kids](#)
[Arabic alphabets](#)
[Learn New Arabic Vocabulary](#)
[Body Parts In Arabic](#)
- [I Read Arabic](#)
[Arabic and Islamic YouTube Channel](#)



The Winchester School

Year 2 Family Learning Newsletter June 2021



Islamic for Arabs	<p>نعمة النبات أن يوضح التلميذ نعم الله على الإنسان أن يوضح التلميذ فضل من يزرع النبات أحب جيرانني أن يوضح فضل الإحسان للجار أن يدلل على فضل الجار كل أمتي يدخلون الجنة أن يشرح التلميذ المعنى الإجمالي للحديث أن يوضح التلميذ فوائد طاعة الله أن يعدد التلميذ الأعمال الصالحة التي تدخل الجنة</p>	<p>يساعد ولي الأمر الطالب من خلال الاهتمام بالنبات المحافظة على النبات حب الجار مساعدة الجار طاعة الله تعالى المحافظة على العبادات المختلفة يمكن لولي الأمر الدخول من خلال الرابط المرفق لموقع قناة اللغة العربية والتربية الإسلامية الخاص بمدرسة ونشستر ومتابعة التسجيلات الخاصة بالدروس ومشاركتها مع التلميذ وتدوين ما تعلمه في دفتره المدرسي.</p>	<p><u>الجار</u> <u>محبة الرسول صلى الله عليه وسلم</u> <u>قناة اللغة العربية والتربية الإسلامية بمدرسة ونشستر</u></p>
Islamic for Non-Arabs	<p>Lesson 1: The Prophet loves work To explain the hadith of the lesson To conclude the virtues of working honestly. Lesson 2: Surat Quraysh To explain the overall meaning of Surat Quraysh. To infer the lessons derived from the surah. Lesson 3: Ali ibn Abi Talib To explore the life of the companion Ali Ibn Abi Talib. To conclude the qualities of Ali, may Allah be pleased with him.</p>	<p>Share the hadith of the lesson and let your child memorize it. encourage him or her to draw a mind map showing the benefits of working. Encourage your child to memorize surah Quraysh. Share with your child the meaning of the verses to conclude the main lessons from it. Talk to your child about the companion and cousin of the Prophet, Ali bin Abi Talib, RA Share with your child the main qualities known about Ali, RA. Go through the links on the Arabic YouTube channel so that you can help your child learn more at home about the topic.</p>	<p><u>Work Is Worship - How to Get Rewarded from Allah Even When Working - Should you Pray at Work?</u> <u>Memorise Surah Quraish Ali ibn Abu Talib RA Arabic and Islamic YouTube Channel</u></p>
Music Year02 (Sunil)	<p>Read and play Musical notes with the help of words (Notes and rests) Read and play some popular rhythms "Cup song"</p>	<p>Let the Children play the rhythm with the help of words by clapping Notes and rests Ask the child to read and play the musical notes without the word support + cup song</p>	



The Winchester School

Year 2 Family Learning Newsletter June 2021



<p>Music Year 02 (Kiko)</p>	<p>Improving children's confidence and musicality through singing actions songs and chanting rhymes</p>	<ul style="list-style-type: none"> • Children can listen to different pop songs other than what is taught in school. • Let the children sing their favourite songs at home. Encourage them to invent actions and be creative with it. • Ask the child to perform the songs we learned in school. • Be an audience. <p>You're child will even be happier if you start participating with the actions.</p>	<p>https://www.youtube.com/watch?v=di8Fq2zzaWU</p> <p>https://www.youtube.com/watch?v=GibiNy4d4gc&list=PLITAg0aJinsTa_X3HZd96kcM-THpXaYBP</p>
<p>Physical Education</p>	<p><u>Cardio workout:</u></p> <p>During cardio workout the focus is on to develop the endurance.</p> <p><u>Physical fitness workout:</u></p> <p>During the physical fitness workout, the focus is on to develop the whole-body fitness.</p>	<p><u>Talk and Encourage the children to do the following:</u></p> <ul style="list-style-type: none"> • Jumping jacks • Hopping • High knee and back kick <p><u>Talk and Encourage the children to do the following:</u></p> <p>Different body movements:</p> <ol style="list-style-type: none"> 1. Shuffling 2. Sit-ups 3. Squat 4. Planks <p><u>Talk and Encourage the children to do the following:</u></p>	<p><u>Useful sites:</u></p> <p>www.pecentral.org</p> <p>https://www.youtube.com/channel/UCMEVZK5J38upc4XiRO3sqWQ</p> <p>www.pecentral.org</p> <p>https://www.youtube.com/channel/UCTIwFB4ciFi5ZCIu-VIwaOg</p> <p>www.pecentral.org</p>



The Winchester School

Year 2 Family Learning Newsletter June 2021





	<p><u>Taekwondo:</u></p> <p>During Taekwondo workout the focus is on to develop the offensive and defensive skills.</p>	<ol style="list-style-type: none"> 1. Kicking 2. Blocking 3. Kick and move 	<p>https://www.youtube.com/channel/UCSf1OJP7WR49-r0VXtBaCSA</p>
	<p><u>Muscular endurance workout:</u></p> <p>During muscular endurance workout the focus is on the develop the endurance ability of different muscle groups.</p>	<p><u>Talk and Encourage the children to do the following:</u></p> <ol style="list-style-type: none"> 1. High knees 2. Jumping jacks 3. Sit-ups 	<p>www.pecentral.org</p> <p>https://www.youtube.com/channel/UCMEVZK5J38upc4XiRO3sqWQ</p>
<p>Digital Literacy</p>	<p>To explain the importance of giving credit for the information you find on the internet</p> <p>To discuss how a strong password can help protect your privacy.</p>	<p>Share some websites to show how we give credit to the people while doing some research.</p> <p>Talk about the importance of appreciating someone as we use their content.</p> <p>Encourage them to give credit for the information you used</p> <p>Share how an acronym of some phrase can be easy to remember and form a strong password.</p> <p>Talk about the importance of keeping password private.</p> <p>Encourage them to create their strong password.</p>	<p><u>Citation</u></p> <p><u>Strong password</u></p>
<p>Computing</p>	<p>Revisit the concepts of MS PowerPoint</p> <p>To be able to create a presentation using MS Power point.</p>	<p>Talk about the uses and importance of using a power point presentation highlighting what makes it unique.</p>	<p><u>Power Point</u></p>



The Winchester School

Year 2 Family Learning Newsletter June 2021



	<p>To be able to insert a new slide and select the layout.</p> <p>To be able to apply the transition effects to a presentation.</p>	<p>Encourage them to create presentations about their favourite book, or movie or food.</p> <p>Let them share their work with you.</p>	
<p>Moral Education</p>	<p>Topic: Tangible and Intangible Heritage in the UAE</p> <ul style="list-style-type: none"> ➤ To understand what is heritage in the UAE? ➤ To recognize the difference between tangible and intangible heritage. <p>Topic: Tangible and Intangible Heritage around the world.</p> <ul style="list-style-type: none"> ➤ To illustrate few examples of tangible and intangible heritage in UAE and around the world. 	<p>Talk to your child about the difference of tangible and intangible heritage.</p> <p>Tangible- Things that you can touch.</p> <p>Intangible- Things that you cannot touch.</p> <p>Share with your child few pics of tangible and intangible heritage of UAE and that around the world.</p> <p>Encourage your child to research and find more examples of tangible and intangible heritage around the world.</p> <div style="display: flex; justify-content: space-around;">   </div>	<p>Tangible Heritage and Intangible Heritage</p> 