




The Winchester School

Year 2 Family Learning Newsletter March 2021




Area of learning	Focus	Home activities/How can you help your child at home.	Useful websites
<p>Literacy</p>	<p>Spelling The /o/ sound spelt 'a' after w and qu; the /er/ sound spelt 'or' after w.</p> <p>Punctuation To effectively use punctuation learnt, in stories and other creative writing tasks.</p> <p>Grammar Conjunctions: To identify conjunctions. To understand the role of conjunctions in a sentence. To use conjunctions 'when' 'because' 'if' and 'that' appropriately in reports o join sentences.</p> <p>Reports: To explore the feature of reports. To identify the structure of a report. To prepare and present reports using the key features. To compare and differentiate between reports and explanation text. To use appropriate vocabulary while writing a report.</p>	<p>Spelling Detective- Write a small paragraph in which some of the words are wrongly spelt. Encourage your child to be the 'Detective.' If he/ she detects 'all' the misspelt words and spells them correctly, his/her reward is your penalty! You have to write the paragraph once with the correct spellings. 😊</p> <p>Practice Kung fu punctuation with your child, remind them to use it during big talk mainly using speech marks.</p> <p>Give your child a few cards and ask him/her to write the conjunctions they've learnt on each of them. Now give them strips of paper and encourage them to frame simple sentences on each strip. Then invite them to join any 2 sentences using the appropriate conjunction. They can make a few changes to the original sentence if required.</p> <p>Talk: Together with your child, explore a range of report texts and elicit the difference between these and other texts your child has learnt (Instructions, Stories, Poems etc.,).</p> <p>Share: Show your child some reports and discuss the information in it.</p> <p>Encourage your child to use appropriate vocabulary and time connectives. It is imperative that your child uses complete sentences and correct grammatical syntax as this will ensure quality in the writing tasks.</p>	<p>Flash player link: Spellings using suffixes</p> <p>Punctuations</p>  <p>Its a tense race!</p> <p>Conjunctions</p> <p>Conjunctions 2</p> <p>How to write a report.</p>



The Winchester School

Year 2 Family Learning Newsletter March 2021



	<p>Text Level Explanation text: To explore explanation texts. To use the features to present and write an explanation text. To explore the use of the connectives – because and if, in explanation texts.</p> <p>Moral Education:</p> <p>To be familiar with contemporary stories of the UAE.</p> <p>To learn about the identity and heritage of the UAE through contemporary stories.</p>	<p>Talk: Together with your child, explore a range of explanation texts and elicit the difference between these and other texts your child has learnt.</p> <p>Share: Show your child a flow diagram and ask your child to explain it. For example, the function of an eye.</p> <p>Encourage: Encourage your child to use appropriate vocabulary and time connectives. It is imperative that your child uses complete sentences and correct grammatical syntax as this will ensure quality in the writing tasks. Pretend to be a scientist and explain about a topic share with teacher a video</p> <p>Talk to your child about the heritage of the UAE and compare them with your own.</p> <p>Share a few stories of the UAE and your own country.</p> <p>Encourage your child to explore the heritage and identity of UAE.</p>	 <p>Is it an Explanation text?</p> <p>Heritage of UAE</p>
<p>Science</p>	<p><u>Investigation Skills</u> To focus on scientific enquiry skills</p>	<p>Conduct some fun experiments with your child – REMEMBER TO FOLLOW THE SCIENTIFIC METHOD</p> <p>Aim: Ask a question</p> <p>Prediction: What do you think will be the result (smart guess)</p> <p>Materials required: list the materials you need to conduct the investigation.</p> <p>Fair test: what will you keep the same/what will you change.</p> <p>Method: list the steps you will take to find the answer to the question.</p>	<p>science experiments</p> <p>scientific method song</p>



The Winchester School

Year 2 Family Learning Newsletter March 2021



To investigate and find out how to keep cold things cold.

To investigate using a fair test how **roughness** of different surfaces affects the movement of a car on them.

Observation table: table to show the information you have collected.

Conclusion: Explain your findings.

Talk about the principle behind the working of the thermos which is insulation.

Encourage your child to investigate about how cold things remain cold and hot things remain hot in a thermos.

Share with your children the importance of wearing a woollen material during winters.

Talk about the term friction and how it can affect the movement of different objects on them.

Encourage your child to investigate about different materials and how it feels

Share with your children the importance of friction in tyres in the cars



[Insulation](#)



[Friction Investigation](#)





The Winchester School

Year 2 Family Learning Newsletter March 2021



UAE Social Studies

➤ [Ali's friend's \(Part-1\)](#)

To compare and contrast traditions in families with different cultural backgrounds.

Key Vocabulary: friends, expats, country, countries.

➤ [Ali's friend's \(Part-2\)](#)

To explore and respect the similarities and differences between your classmates.

Key Vocabulary: pizzeria, vegetarian

➤ [Cultures around us](#)

To explore greetings in different languages.

Key Vocabulary: symbol, bow

➤ [Review](#)

Talk to your child about the people who live in the UAE from all over the world, the countries they come from, the languages they speak, the cultures they follow and the food they eat with a focus on the Chinese culture.

Encourage your child to respect people from other countries.
Share with your child pictures and videos of different cultures.

Talk to your child about the importance of greeting each other in different ways.



Encourage your child to compare and contrast traditions in families with different cultural backgrounds (e.g. birthdays, religious ceremonies, etc). Create and exchange stories about yourselves and your families with your friends.

Traditions



Respect people from other countries

https://www.youtube.com/watch?v=G3ME_c2XI5E

<https://www.youtube.com/watch?v=Pd6Hu7zsiug>

Cultures around us

<https://www.youtube.com/watch?v=df0iAZ8lwiQ>



The Winchester School

Year 2 Family Learning Newsletter March 2021



<p>Arabic for Arabs</p>	<p>1- مدينة القبعات - أن يُفسِّرَ التِّلْمِيذُ المفردات الجديدة - أن يُحَدِّدَ التلميذَ العنَاصِرَ الفِئِيَّةَ للقِصَّةِ مُسْتَخْلِصًا مَغْزَاهَا، مُعَبِّرًا عَن رَأْيِهِ . - أن يُفَسِّرَ المُتَعَلِّمُ الكَلِمَاتِ مُسْتَعِينًا بِمُرَادِفَاتِهَا وَأَضْدَادِهَا وَسِيَاقِهَا أن يطرح الطالب أسئلة بـ (متى – وكيف – لماذا – أين) . - أن يصمم التلاميذ مخططًا ذهنيًا لكتابة (القصة). 2 - طعامي المفضل : - أن يصف الطالب طعامه المفضل. - أن يميز الطالب أنواع الطعام الصحية. - أن يناقش الطالب زملائه في قضية أو ظاهرة ما . - أن يستنتج الطالب العلاقة بين السبب والنتيجة. 3 - (تشيد اسأل اسأل) - أن يحاكي التلميذ مجموعة من الأبيات . - أن يميز الطالب أنواع مختلفة من النصوص الشعرية. - أن يحلل الطالب الأبيات تحليلًا أدبيًا. - أن يقارن الطالب بين نصين مختلفين . - أن يحدد الطالب الفكرة الرئيسية مدللًا على إجابته.</p>	<p>*يساعده في قراءة إحدى القصص وتحديد عناصرها من خلال منصة أقرأ بالعربية. * لعبة جملة وكلمة للتعرف على الجملة المفيدة. * جمع صور للأطعمة الصحية . * تدريب الطالب بالمنزل على بعض السلوكيات الصحية السليمة . * يساعده في البحث عن فيديوهات عن أشهر القصص العربية يمكن لولي الأمر الدخول من خلال الرابط المرفق لموقع قناة اللغة العربية والتربية الإسلامية الخاص بمدرسة ونشستر ومتابعة التسجيلات الخاصة بالدروس ومشاركتها مع التلميذ وتدوين ما تعلمه في دفتره المدرسي.</p>	<p>اللام الشمسية واللام القمرية - صف ثاني - YouTube - عرب الجملة الاسمية الجملة الفعلية منصة أقرأ بالعربية قناة اللغة العربية والتربية الإسلامية بمدرسة ونشستر</p>
<p>Arabic for Non- Arabs</p>	<p>In UAE. To describe UAE using the adjectives correctly. To Make a dialogue in Arabic about UAE.</p>	<p>In every new lesson, we provide new words with its meanings. Help your child to memorize them and using them in sentences on his/her own. Ask your child to describe UAE. - Ask your child to make a dialogue with you in Arabic about UAE.</p>	<p>Arabic Activities Arabic alphabets</p>



The Winchester School

Year 2 Family Learning Newsletter March 2021



	<p>To conjugate the verb with the pronouns in sentences.</p> <p>To write a simple paragraph about UAE.</p> <p>To express the opinion about UAE.</p>	<p>Go through the links on the Arabic and Islamic YouTube channel so that you can help your child learn more at home about the topic</p>	<p>I Read Arabic Arabic and Islamic YouTube Channel</p>
<p>Islamic for Arabs</p>	<p>فضل تلاوة القرآن الكريم أن يعدد التلميذ آداب التلاوة. أن يستنتج التلميذ فضل تلاوة القرآن الكريم. خير الأعمال في الإسلام أن يعدد بعض صور أعمال الخير . أن يستنتج التلميذ أثر عمل الخير في الدنيا والآخرة.</p> <p>(الصادق الأمين) أن يوضح الطالب أخلاق النبي – صلى الله عليه وسلم في التجارة. أن يستنتج الطالب عاقبة الصدق. أن يعدد الطالب صور الصدق.</p>	<p>يساعد ولي الأمر التلميذ من خلال: حثه على عمل الخير . حثه على التزام آداب تلاوة القرآن الكريم .</p> <p>يمكن لولي الأمر الدخول من خلال الرابط المرفق لموقع قناة اللغة العربية والتربية الإسلامية الخاص بمدرسة ونشستر ومتابعة التسجيلات الخاصة بالدروس ومشاركتها مع التلميذ وتدوين ما تعلمه في دفتره المدرسي.</p>	<p>فضل تلاوة القرآن</p> <p>قناة اللغة العربية والتربية الإسلامية بمدرسة ونشستر</p>
<p>Islamic for Non-Arabs</p>	<p>Lesson 1: Be beneficial</p> <p>To explain the hadith of the lesson</p> <p>To conclude the ways to be beneficial when dealing with others.</p>	<p>Share the hadith of the lesson and let your child memorize it. encourage him or her to draw a mind map showing different ways to benefit others. Share with your child the concept of the moral of righteousness. Show to your child some ways to be right and pious.</p>	<p>Omar & Hana Let's Be Helpful Islamic Cartoons - YouTube</p> <p>Good Deeds Song Islamic Songs For Kids Islamic Nursery Rhyme Nasheed No Music - YouTube</p>



The Winchester School

Year 2 Family Learning Newsletter March 2021



	<p>Lesson 2: Righteousness is good character</p> <p>To explain the concept of righteousness. To infer the benefits of being right with reference to Quran and Sunnah</p>	<p>Go through the links on the Arabic and Islamic YouTube channel so that you can help your child learn more at home about the topic</p>	<p>Arabic and Islamic YouTube Channel</p>
<p>Music (Sunil)</p>	<p>Read and play Musical notes with the help some words (Bee, Glow- worm, Butterfly and caterpillar) Read and play some popular rhythms "Cup song"</p>	<p>Let the Children play the rhythm with the help of words by clapping (Bee, Glow- worm, Butterfly and caterpillar) Ask the child to read and play the musical notes without the word support + cup song</p>	
<p>Physical Education</p>	<p><u>Strength workout:</u></p> <p>During strength workout the focus is on improving the strength of all the body muscles.</p> <p><u>Freehand Exercises:</u></p> <p>During freehand workout the focus is on to develop the body coordination of arm & legs.</p>	<p><u>Talk and Encourage the children to do the following:</u></p> <ul style="list-style-type: none"> • Situps • Squats • Side lunges • Mountain climbing <p><u>Talk and Encourage the children to do the following:</u></p> <p>Different body movements:</p> <ol style="list-style-type: none"> 1. Sidearm swinging 2. Arm rotations. 3. Jumping 4. Alternate arm rotations. 	<p><u>Useful sites:</u></p> <p>www.pecentral.org</p> <p>https://www.youtube.com/channel/UCMEVZK5J38upc4XiRO3sqWQ</p> <p>www.pecentral.org</p> <p>https://www.youtube.com/channel/UCMEVZK5J38upc4XiRO3sqWQ</p>



The Winchester School

Year 2 Family Learning Newsletter March 2021




	<p><u>Locomotor and non-locomotor exercises:</u></p> <p>During different locomotor and non-locomotor workout the focus is on to develop the all the body muscles.</p> <p><u>Cardio workout:</u></p> <p>Focus is on to develop their ability to play for longer duration.</p>	<p><u>Talk and Encourage the children to do the following:</u></p> <ol style="list-style-type: none"> 1. Jumping jacks 2. Squat jump 3. Planks 4. Wall sit. <p><u>Talk and Encourage the children to do the following:</u></p> <ol style="list-style-type: none"> 1. Jogging 2. Shuffling 3. Jumping 4. Galloping. 	<p>www.pecentral.org</p> <p>https://www.youtube.com/channel/UCMEVZK5J38upc4XiRO3sqWQ</p> <p>www.pecentral.org</p> <p>https://www.youtube.com/channel/UCMEVZK5J38upc4XiRO3sqWQ</p>
<p>Computing and Thinking</p>	<p>To have an understanding that the information people share online leaves a digital footprint or "trail".</p> <p>To compare and contrast how people are connected to each other and places, in person and on the internet</p> <p>To demonstrate an understanding of how people can connect on the internet</p>	<p>We are all connected on the internet! By learning the Rings of Responsibility, students explore how the internet connects us to people in our community and throughout the world. Encourage your child to think critically about the different ways they connect with others, both in person and online.</p> <p>Share how online activities leaves a digital footprint or trail.</p>	<p>Digital Footprint</p> <p>Online community</p>



The Winchester School

Year 2 Family Learning Newsletter March 2021



<p>Moral Education</p>	<p>Topic: Discovering UAE Heritage through Storytelling</p> <ul style="list-style-type: none">➤ To understand what can stories teach us about our past.➤ To recognize how traditional stories are passed from generation to generation. <p>Topic: The Storyteller</p> <ul style="list-style-type: none">➤ To understand the method of how we tell a story <p>Topic: Creating Our Own Stories</p> <p>To create your own story about yourself or your family</p>	<p>Talk to your child about the importance of traditional storytelling and what was it for.</p> <p>Share with your child few pics and encourage them to create a story</p> <p>Encourage your child to draw a picture of the story to tell about the aspect of their heritage</p> 	<p>UAE's Identity and Heritage</p> <p>How to create a story</p>
-------------------------------	---	--	---