



# The Winchester School, Jebel Ali

## Family Learning Newsletter-Year 1 -June - 2024



Area of learning	Focus	Home activities/How can you help your child at home.	Useful websites
English	<p><b>Spelling</b> To read and spell the days of the week.</p> <p><b>Text Level – Haiku Poems</b> To use words to create Haiku poems.</p>	<p><b>Sing or Recite:</b> Introduce a catchy song or recite a poem that includes the days of the week. Sing or recite it together regularly to help reinforce the sequence of the days.</p> <p><b>Activity:</b> Give your child a list of jumbled days of the week and ask them to sequence the days in order. Once he/she has sequenced the days correctly ask them to write their daily routine as per the days.</p> <p><b>Memory Games:</b> Play a memory game, engage your child in conversation about their strategies for remembering the order of the days. Encourage them to share any tricks or patterns they notice, and praise their efforts and successes.</p> <p>The Haiku is a Japanese poetic form that consists of three lines, with five syllables in the first line, seven in the second, and five in the third.</p> <p><b>Activity: Nature Haiku Walk:</b> Take your child on a nature walk in a nearby park or garden. <b>Encourage</b> them to observe the sights, sounds, and sensations of nature around them. As you walk, prompt them to notice specific details such as the colours of the</p>	<p><a href="https://wordwall.net/resource/25384311/english/order-of-days-of-the-week">https://wordwall.net/resource/25384311/english/order-of-days-of-the-week</a></p> <p><a href="#">Days of the Week.docx</a></p> <p><a href="#">Haiku Rules and Examples.docx</a></p>



# The Winchester School, Jebel Ali

## Family Learning Newsletter-Year 1 -June - 2024




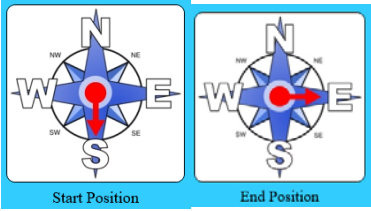

	<p><b>Report Writing</b> To use the key features to write a report.</p>	<p>flowers, the rustling of leaves, or the chirping of birds. After the walk, find a quiet spot to sit and reflect on their observations. Help them compose a Haiku poem inspired by their nature walk, using the structure of three lines with a syllable pattern of 5-7-5.</p> <p><b>Encourage</b> your child to write a 3-line poem on their favourite season using the syllable strategy.</p> <p><b>Talk</b> to your child about the features of a report and emphasise the word non-fiction as report writing is based on facts.</p> <p><b>Explore and Describe Together:</b> <b>Encourage</b> your child to pick something interesting in your home, like a favourite toy or a plant. Together, take a close look at it and talk about what you see, feel, and notice. Help your child describe it in simple words and write down their observations in a notebook or draw pictures to illustrate. Share in their excitement and encourage them to explore and describe more things around the house.</p> <p><b>Learn and Discover as a Family:</b> Help your child choose a topic they're curious about, such as animals or cool facts. Spend some time reading books or looking up information online together. Share what you learn with your child and talk about the most fascinating discoveries. Encourage</p>	<p><a href="#"><u>Report Writing Template.docx</u></a></p>
--	---	---	--



# The Winchester School, Jebel Ali

## Family Learning Newsletter-Year 1 -June - 2024



		<p>them to share their interests too and ask questions to spark their curiosity further. Write down interesting facts and create drawings or diagrams together to make learning fun and engaging.</p>	
<p><b>Mathematics</b></p>	<p><b>Topics based on GAP Analysis Term 3:</b></p> <p>To estimate, measure and compare weight using uniform, nonstandard units of measurement.</p> <p>To describe position, direction and movement, including whole, half, quarter and three-quarter turns.</p>	<p>Talk: After shopping in the supermarket, talk to your child about checking the weight labels and ask him/her how to weigh the fruits and vegetables. Ask your child to compare and estimate the weight of items you have purchased. E.g.: Are the apples heavier than the lemons? How many cubes heavy are the apples?</p> <p>Encourage your child to show time after taking quarter turn. Example: If the time is 12 O'clock what will the time be after taking a quarter turn? Where will the big minutes hand point to? Ask if the time is half past 4 now, after taking three-quarter turns where will the big minutes hand point to?</p> <p>Challenge your child by asking further if we take three quarter turns anti-clockwise now then where will be the big minutes hand point to?</p>	<p><a href="#">Weight worksheet.docx</a></p> <div style="text-align: center;">  </div> <div style="text-align: center;">  </div> <p><a href="#">Position and direction worksheet.docx</a></p> <p><a href="#">Money change worksheet.docx</a></p>



# The Winchester School, Jebel Ali

## Family Learning Newsletter-Year 1 -June - 2024



	<p>To solve problems involving money.</p> <p><b>Revisit of topics from Term1 and Term 2</b> To read and show time in hour and half.</p>	<p>Draw any object or letter and then check/record their positions after taking a whole, a half, a quarter or a three-quarter turn clockwise and anti-clockwise.</p> <p><b>Encourage</b> your child to buy grocery with you and read the price tags. Let them make a list of 6 things they need to buy from the supermarket and pick up those items in a trolley. Later let them add the amount and find out the total cost and the change they will get from AED 100.</p> <p><b>Share</b> with your child what you can do, in half an hour or in one hour during the day. Using a homemade/toy clock, show the time at 3 O'clock and half past 3. Can your child now tell you where the hour (small) hand will point and where the minute (big) hand will point at half past 7? Repeat with different times.</p> <p>Discuss that half past 7 can also be written as 7:30. Talk to them about the difference between an analog and digital clock.</p>	<p><a href="#">Time word problem.docx</a></p>
<b>Science</b>	<b>Seasons:</b>	<b>EXPLORE, RESEARCH</b> and <b>SHARE</b> information on changes across seasons.	



# The Winchester School, Jebel Ali

## Family Learning Newsletter-Year 1 -June - 2024



To observe changes across the four seasons, and describe weather associated with the seasons and how day length varies

To gather and record data to help in answering questions.



### Five Senses:

To investigate the senses and the impact they have on food choices.

To describe how our sense of touch helps us to learn about the world around us.

Let the child describe seasons with the appropriate changes in weather.

**ENCOURAGE** your child to describe how day length varies in different seasons.

**ENCOURAGE** your child to **TALK** about How do the changing seasons affect us. What do we feel like. Is it light or dark outside when we get up and when we get home from school?

**EXPLORE** different changes during different seasons like color of the leaves, type of tree/flowers and record.

Based on the observation, **SHARE** information, suggest and record what happens when the season changes.

**Explore** the different senses and related sense organs.

**Encourage** your child to identify different sense organs and its importance in knowing our surroundings.

**ENCOURAGE** your child to **TALK** about the use of different sense organs and how will you take care of them.






[Five Senses.pdf](#)



# The Winchester School, Jebel Ali

## Family Learning Newsletter-Year 1 -June - 2024






<p><b>Humanities</b></p> <p><b>Geography</b></p>	<p><b><u>Physical and Human Geography</u></b></p> <p>To explore what weather forecasts show.</p>          <p>To explore the dangers of weather.</p>  <p>To explore what a cold area of the world is like.</p>	<p><b>Talk</b> to your child about the weather symbols and what they represent.</p> <p><b>Share</b> information on where we can find the different weather forecasts.</p> <p><b>Encourage</b> your child to find out about the weather through the forecast. You could use Google to search for it.</p> <p><b>Key words:</b> weather, seasons, weather forecast, weather symbols, weather forecaster</p> <p><b>Talk</b> to your child about the ways in which the weather can be dangerous to us.</p> <p><b>Share</b> with your child some of the things that 'extreme' weather can do to our surroundings</p> <p><b>Encourage</b> your child to use computing to design a poster to help people look after themselves in very hot weather.</p> <p><b>Key words:</b> dangerous, danger, extreme, flooding, drought, hurricane, blizzards, heatwave, protect.</p>	 <p>Forecasting the weather.pdf</p>           <p>Weather Dangers.pdf</p>
--	--	--	--



# The Winchester School, Jebel Ali

## Family Learning Newsletter-Year 1 -June - 2024




		<p><b>Talk</b> to your child about the Arctic.</p> <p><b>Share</b> the location of the Equator, North and South Poles, the Arctic and the Antarctic.</p> <p><b>Encourage</b> your child to use ICT tools to research the Arctic and present facts to their class.</p> <p><b>Key words:</b> cold, climate, Arctic, North Pole, South Pole, Antarctic, Equator, Inuit, Arctic animals, Arctic people, scientists and explorers, Arctic homes, transport, food, Arctic weather, frozen features: snow, snowflakes, icebergs, seas.</p>	 <p>Our Frozen Planet.pdf</p>
<b>UAE Social Studies</b>	To explore past events, places and explain the role played by historical figures.	<p><b>Talk</b> to your child about the historical figures, places, and events of the UAE.</p> <p><b>Share</b> with your child the stories of historical figures and the role played by them in society.</p> <p><b>Encourage</b> your child to read stories of famous historical figures and find out more about the places.</p> <p><b>Talk</b> to your child about their rights and responsibilities.</p>	 <p>Historical figures.pdf</p>  <p>Past events, places and people.pdf</p>



# The Winchester School, Jebel Ali

## Family Learning Newsletter-Year 1 -June - 2024



	To explore the rights and responsibilities of individuals.	<b>Share</b> with your child about the rights they have as an individual. <b>Encourage</b> your child to take up some responsibilities like tidying up their bed and cleaning up their toys.	 Rights and responsibilities.pdf
<b>Arabic for Arabs</b>	<p><b>أمل والقطة – أنا وأسرّي</b></p> <p>أن يميز التلميذ بين الجملة الاسمية والفعلية . أن يكتب التلميذ جملاً مركباً. أن يقرأ التلميذ جملاً مركباً. أن يقرأ التلميذ فقرة بسيطة. أن يربط التلميذ بين الجمل التي تمّ تعلمها لتكوين فقرة جديدة. أن يصف التلميذ صوراً مختلفة بشكل صحيح.</p>	<p>مساعدة الابن على كتابة كلمات بصورة صحيحة. مساعدة الابن على كتابة جمل بشكل صحيح. مساعدة الابن في توظيف الضمائر التي تعلمها في جمل مفيدة. مساعدة الابن في إعداد معجم صغير للكلمات التي تعلمها مرفق بصور عن الكلمات التي تعلمها. إملاء الجمل التي تمّ تعلمها بصورة دورية. ربط الكلمات بحياته اليومية من خلال البحث في ألعابه أو داخل البيت وخارجه ويعبر عنها بجمل اسمية وفعلية. يمكن لولي الأمر الدخول من خلال الرابط المرفق لموقع قناة اللغة العربية والتربية الإسلامية الخاص بمدرسة ونشستر ومتابعة التسجيلات الخاصة بالدروس ومشاركتها مع التلميذ وتدوين ما تعلمه في دفتره المدرسي.</p>	<p>منصة كتبي</p> <p><a href="#">قناة اللغة العربية والتربية الإسلامية بمدرسة ونشستر</a></p>
<b>Arabic for Non Arabs</b>	<p>Fruits ( الفواكه ) To use the verb with (I – he – she – we). To describe the fruits using the correct adjectives. To use the colours in sentences about the fruits. To make sentences using some connectives ( بينما - ثم ) ( then – while ).</p>	<p>Ask your child to speak about fruits. Ask your child to describe his favourite fruits. Print and make the Alphabets as a booklet. Find some Arabic books about the letters in the markets Watch Arabic cartoon. Draw or print some pictures and find the meaning of these words in Arabic using google or Arab friend.</p>	<p><a href="#">Arabic and Islamic YouTube Channel</a></p>





# The Winchester School, Jebel Ali

## Family Learning Newsletter-Year 1 -June - 2024




	To create correct words out of letters.	Go through the links on the Arabic YouTube channel so that you can help your child learn more at home about the topic.	
<b>Islamic for Non Arabs</b>	<p>Chapter 2 : Surat Al Ikhlas To recite Surat Al-Ikhlas according to Tajweed rules. To find out the importance of Surat Al-Ikhlas. To give the general meaning of Surat Al-Ikhlas.</p> <p>The best among you the one who learn Al-Quran and teach it to the others.</p> <p>To recite the honorable Hadeeth and explain it.</p>	<p>Please encourage your child to memorize the honorable Hadith. Encourage your child to learn the Duaa taught in class. Encourage your child to memorize Surat Al- Ikhlas. Practice Surat Al Fatiah, Al Nas and Surat Al Ikhlas every week with your child. Encourage your child to learn the Duaa taught in class.</p> <p>Go through the links on the Arabic and Islamic YouTube channel so that you can help your child learn more at home about the topic.</p>	<a href="#">Arabic and Islamic YouTube Channel</a>
<b>Islamic for Arabs</b>	<p><u>درس الرحمة</u> أستمع إلى . الحديث الشريف أبين المعنى الإجمالي للحديث الشريف. أقتدي بالرسول صلى الله عليه وسلم في خلق الرحمة. أحدد السلوك الدال على سلوك الرحمة . درس التسامح</p>	<p>يساعد ولي الأمر الطالب في حفظ الحديث الشريف . يساعد ولي الأمر الطالب في فهم المعنى الإجمالي للحديث الشريف ، يساعد ولي الأمر الطالب في فهم معنى التسامح في الإسلام وأن السماح في الإسلام هو مشاركة الآخرين في المتاع والألعاب حث الطالب على اسلوب التسامح مع الآخرين. مساعدة ولي الأمر الطالب في حفظ سورة النصر وتلوّتها تلاوة صحيحة حث الطالب وتشجيعه على حفظ القرآن الكريم. مساعدته على مشاهدة فيديوهات تعليمية عن الرحمة. وفيديوهات عن التسامح مع الآخرين</p>	<a href="#">قناة اللغة العربية والتربية الإسلامية بمدرسة ونشستر</a>



# The Winchester School, Jebel Ali

## Family Learning Newsletter-Year 1 -June - 2024




	<p>أبين أن من سماحة المسلم مشاركة الآخرين في متاعه والعباه.</p> <p>أستنتج الآثار المترتبة على التسامح مع الآخرين.</p> <p>أن يستنتج الطالب أن التسامح خلق المسلم .</p> <p>سورة النصر</p> <p>أتلو سورة النصر تلاوة سليمة .</p> <p>أستمع إلى سورة النصر وأتعلم القراءة الصحيحة للسورة.</p> <p>أن يستنتج الطالب من السورة أن الصبر هو طريق الفلاح في الدنيا.</p> <p>أستخلص أن الله ينصر الحق دائماً.</p> <p>أشكر الله تعالى على نعمه</p>	<p>يمكن لولي الأمر الدخول من خلال الرابط المرفق لموقع قناة اللغة العربية والتربية الإسلامية الخاص بمدرسة ونشستر ومتابعة التسجيلات الخاصة بالدروس ومشاركتها مع التلميذ وتدوين ما تعلمه في دفتره المدرسي.</p>	
Physical Education	<p><b>Activity 1</b> <b>Board Games: Chess.</b></p> <p><b>Activity 2</b> <b>Board Games: Carrom.</b></p> <p><b>Activity 3</b> <b>Sports quiz: Q &amp; A</b></p> <p><b>Activity 4</b> <b>Sports quiz: Q &amp; A</b></p>	<p><b>Talk and Encourage</b> the children to do the following:</p> <p><b>Proper warm up</b></p> <p>The Students will do the proper warm up and will practice the skills with basic rules.</p> <p>Follow the links for the skills and rules</p> <p><b>Cooldown</b></p> <p>After the game students will do proper cooldown activity.</p>	<p><a href="#">How to Play Chess (1).mp4</a></p> <p><a href="#">How to Play Carrom.mp4</a></p> <p><a href="#">Sports Vocabulary ESL Guessing Game 10 Fun Questions.mp4</a></p> <p><a href="#">Guess what sport it is!.mp4</a></p>
	<p>To research information about a given topic using a search engine.</p>	<p><b>Explore and Research</b> about animals using Google Search.</p>	<p><a href="https://learnenglishteens.britishcouncil.org/study-break/youtubers/hot-and-cold-climate">https://learnenglishteens.britishcouncil.org/study-break/youtubers/hot-and-cold-climate</a></p>



# The Winchester School, Jebel Ali

## Family Learning Newsletter-Year 1 -June - 2024



<b>Information and communication Technology</b>	To use different web browsers to research on topics and add images and contents.	<b>ENCOURAGE</b> your child to use different web browsers to find information about hot and cold countries.	
<b>Music (Kiko)</b>	Improving children’s confidence and musicality through singing actions songs.  Familiarizing with sounds of different instruments	Encourage the child sing action songs at home. Ask the child to perform the songs we learned in school. Help the child choose which other songs they know aside from the songs taught in school and let them invent their own singing actions. <u>Let the children listen to different instruments, especially piano, violin, flute, and guitar.</u>	<a href="#">Music Induction Day (Kiko).mp4</a>  <a href="#">Music Lesson - The Orchestra Instruments.mp4</a>
<b>Music (Joyson)</b>	Improving child’s confidence and musicality through singing actions songs	Let the children sing action songs at home.  Ask the child to perform the songs we learned in school.	<a href="#">Grade 1 .mp4</a> <a href="#">Grade 1 .1.mp4</a>
<b>Music (Sunil)</b>	Read and play Musical notes with the help some words (Bee, Glow- worm, Butterfly and caterpillar)	Let the Children play the rhythm with the help of words by clapping (Bee, Glow- worm, Butterfly and caterpillar)  Ask the child how to play Music with the help of (Bee, Glow- worm, Butterfly and caterpillar) by clapping.	
<b>Moral Education</b>	To learn about our distinctive features that make us unique, just as stars.	<b>TALK</b> to your child about what make them special. What are they good at?  Children can write about their favorite things	<a href="https://sesameworkshop.org/resources/the-wiggle-jiggle-game/">https://sesameworkshop.org/resources/the-wiggle-jiggle-game/</a>



# The Winchester School, Jebel Ali

## Family Learning Newsletter-Year 1 -June - 2024



		(such as their favorite animal, color or toy), how they would spend their perfect day and what they're good at.	
--	--	---	--