




The Winchester School, Jebel Ali

Family Learning Newsletter-Year 3-June 2024

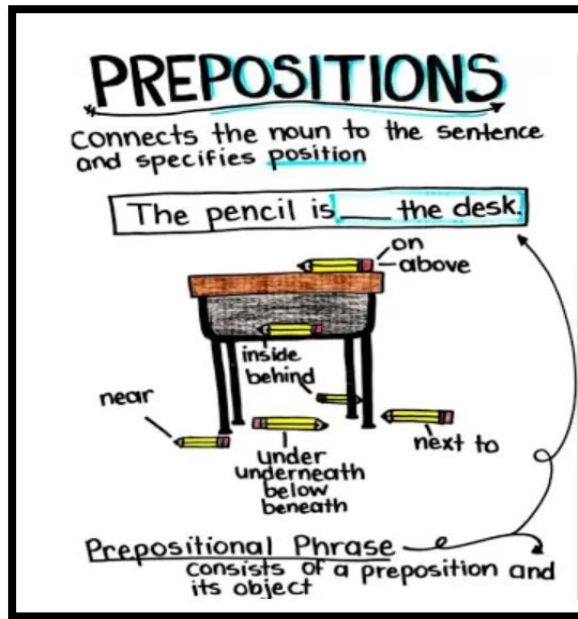


Area of learning	Focus	Activities to help your child at home	Useful Websites/Resources
<p>English</p>	<p><u>Spelling:</u></p> <p>To spell words with a prefix or suffix.</p> <p>To spell homophones accurately.</p> <p><u>Punctuation:</u></p> <p>Punctuation marks are used in writing.</p> <ol style="list-style-type: none"> 1. The Full Stop (.) 2. The Question Mark (?) 3. Quotation Marks/Speech Marks (" ") 4. The Apostrophe (') 5. The Comma (,) 6. The Exclamation Mark (!) <p><u>Grammar:</u></p> <ul style="list-style-type: none"> • Use Conjunctions to join sentences. • Use prepositions of time and place. 	<p>Talk and encourage the children to do the following:</p> <p>Try out some of the activities to help your child to spell words.</p> <p>Read a selection of stories with plot and settings to your child.</p> <p>Encourage your child to use sticky notes to write out the meanings of difficult vocabulary.</p> <p>Engage your child to find the meaning of unknown words in a dictionary.</p> <p>Punctuation: Pause while speaking to your child to enunciate the end of a sentence.</p> <p>Encourage your child while reading a story to highlight punctuation marks-full stops, commas, question marks, exclamation marks, apostrophe and speech marks.</p> <p>Grammar:</p> <p>Speak to your child and encourage him/her to structure sentences with interesting vocabulary.</p> <p>Engage your child in word games- Place a pile of notecards with adverbs on them, as well as a pile of notecards with verbs</p>	<p>prefix and suffix</p> <p>Homophones practice</p> <p>Wordwallhomophone quiz</p>  <p>Grammar practice</p> <p>Conjunctions</p> <p>Prepositions of time</p> <p>Prepositions of place</p>



The Winchester School, Jebel Ali

Family Learning Newsletter-Year 3-June 2024



Text Level:

Poems

on them. Have your child take turns picking a notecard from each pile and acting out the action that the cards show.

For example, if the cards are "walk" and "stealthily," your child might tiptoe carefully around the room, looking around to make sure she's not being followed.

Read a fiction or nonfiction text with your child and assist your child in finding the different conjunctions used in sentences.

Play a game of scavenger hunt, wherein objects are placed in different areas of a room or a garden. Provide a list of clues and let your child find the hidden objects with the help of the clues. Your child will then complete the sentences with a preposition.

Example Clue 1- The football is _____ the date palm tree.

Clue 2: Dad has placed his spectacles ____ the bench.

(Answers -behind, on)

Recite a poem and let your child tell you the rhyming words.

Discuss the figurative language used in the poem. Figurative language – simile, metaphor, personification, and alliteration.

Encourage your child to create a poem using the features and structure of a poem.


[poem-being-healthy](#)

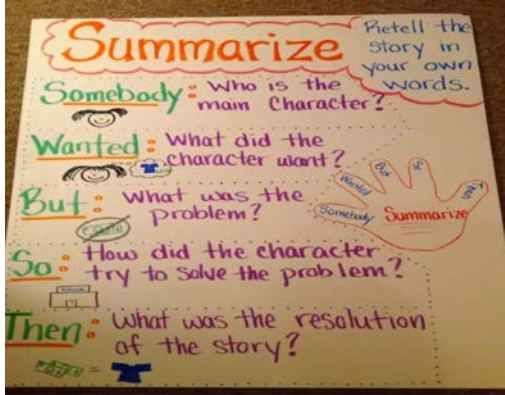


[poems/circle-friends](#)



The Winchester School, Jebel Ali

Family Learning Newsletter-Year 3-June 2024




	<p>Novel</p> <p>The Sandman and the Turtles</p> <p>The Penguin Who Wanted to Find Out</p> <p>Composition:</p> <p>Summarizing the text</p>  <p>Moral Education</p> <p>Perseverance</p> <p>To identify what perseverance is and to talk about their strengths.</p> <p>To understand how these strengths can be used to overcome difficulties.</p>	<p>Encourage your child to read a chapter of the novel that is being read in class.</p> <p>Guide your child to create a summary by asking the questions:</p> <p>What are the main ideas of the story?</p> <ul style="list-style-type: none"> • What are the important details necessary for supporting the main ideas? • What information is irrelevant or unnecessary? • Which keywords or phrases identify the main points from the text? <p>Tell your child to follow the SWBST technique:</p> <ol style="list-style-type: none"> 1. Somebody: Who is the main character? 2. Wanted: What did the main character want? 3. But: What was the problem? 4. So: What did the character do to try to solve the problem? 5. Then: What was the resolution? <p>Tell your child that perseverance is the quality of continuing to work towards a goal or overcoming challenges even in the face of difficulty or failure.</p> <p>Encourage your child to persevere to overcome challenges and achieve objectives even in the face of adversity.</p>	 
--	---	---	---



The Winchester School, Jebel Ali

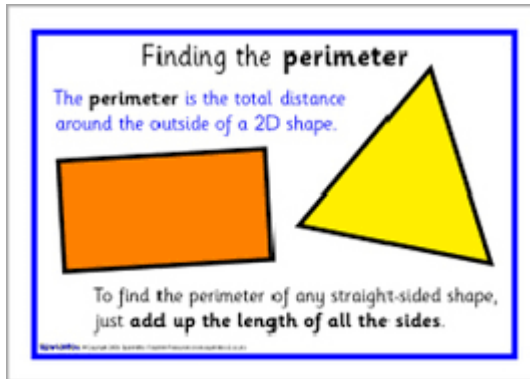
Family Learning Newsletter-Year 3-June 2024



Mathematics

Measurement – Perimeter

To calculate the perimeter of 2D shapes.



Talk to your child about why we measure different objects in our daily life. Let your child measure and compare the length of different objects at home like clothes, shoes etc.



Discuss-

Who wears the biggest shoes in the family?
How many centimetres long is it?
How much longer is it than your shoe?

Talk to your child about different types of 2D shapes and their perimeters.

Use straws, cut into lengths of 2, 4, and 6 inches, along with pipe cleaners cut into 2-inch pieces.

Encourage your child to explore perimeters by making polygons with sides of various lengths. They measure and record the lengths, then draw the shape.



The Winchester School, Jebel Ali

Family Learning Newsletter-Year 3-June 2024

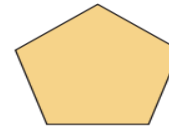


Multiplication and Division

To create a multiplication fact chart from 1 to 10.

Challenge

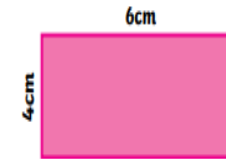
I have a pentagon. Its perimeter is **75cm**. How long is each of its sides?



Hugo has drawn a rectangle.



If I halve the measurement of one pair of sides and double the length of the other pair, I will get the same perimeter.



Is this true? Prove it!

Encourage your child to create a multiplication fact chart from 1 to 10.

Sample multiplication chart:

x	1	2	3	4	5	6
1	1	2	3	4	5	6
2	2	4	6	8	10	12
3	3	6	9	12	15	18
4	4	8	12	16	20	24
5	5	10	15	20	25	30
6	6	12	18	24	30	36
7	7	14	21	28	35	42
8	8	16	24	32	40	48



The Winchester School, Jebel Ali

Family Learning Newsletter-Year 3-June 2024



		<p>Talk and encourage your child to group things into different boxes. Ask them how many things are in each box and how many left.</p> <p>Challenge A toy warehouse has 156 packs of 3 cars. The cars are to be re-boxed in packs of 5. How many packs of 5 can be made from these cars?</p>	
<p>Science</p>	<p>UNIT – PLANTS</p> <p>To describe the function of leaves as a food factory for the plant.</p>	<p>Talk about the importance of fair test in an investigation.</p> <p>Share how scientific method is used in everyday life. For example: Is the coffee too hot to drink at the moment?</p> <p>Encourage them to use scientific method in everyday life to find solutions to problems</p>	<p>Life Cycle of Flower: Life cycle of a Plant - Worksheet</p> <p>Pollination: Pollination Worksheet</p> <p>Seed Dispersal: Seed Dispersal - Worksheet</p>

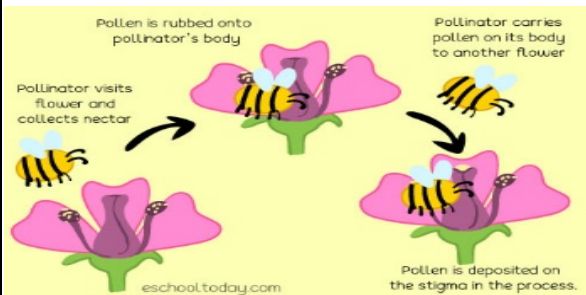


The Winchester School, Jebel Ali

Family Learning Newsletter-Year 3-June 2024



To explore the part that flowers play in the life cycle of flowering plants, including



pollination, seed formation and seed dispersal.

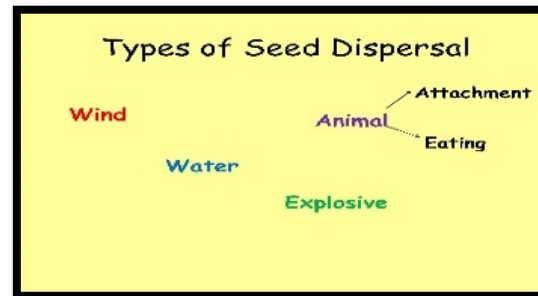
To explore the requirements of plants for life and growth (air, light, water, nutrients from soil, and room to grow), and how they vary from plant to plant.

SCIENTIFIC SKILLS

To reinforce and further embed analytical and scientific skills.

Share with your child the different ways in which seeds are carried to different places (agents of seed dispersal-insects, wind, water, air).

Encourage your child to sow some seeds in cotton. Observe how the seed germinates,




identify which part comes out first, find out what it is called. Click pictures or draw the different stages of germination.



The Winchester School, Jebel Ali

Family Learning Newsletter-Year 3-June 2024



Humanities

Geography

The UK - How London Grew

To explore ways London has changed over time.



A Changing Nation

To explore how the United Kingdom has changed over time.



Talk to your child about the history of London.

Share with your child pictures and information of the importance of London in the past.

Encourage your child to use ICT tools and find out why London was chosen to be the location of the Prime Meridian.

Vocabulary

City of London, Greater London, population, growth, immigration, trading, finance, suburbs, Prime Meridian.

Share with your child some ways in which the United Kingdom has changed over time.

Talk about the reasons for a change in a city, town, or village in the United Kingdom.

Encourage your child to explore how daily life, food, entertainment, and homes in the United Kingdom have changed over time.

Vocabulary

Population, immigration, migrants



The UK - How London Grew.pdf








A Changing Nation.pdf



The Winchester School, Jebel Ali

Family Learning Newsletter-Year 3-June 2024



<p>U.A.E. Social Studies</p>	<p>Dubai To explore facts about Dubai as one of the Emirates.</p>  <p>Sharjah and Ras Al Khaimah To explore the Emirate of Sharjah and Ras Al Khaimah.</p>	<p>Encourage your child to identify the old and new means of transportation in Dubai.</p> <p>Talk to your child about how Dubai grew and developed to the city it is today.</p> <p>Share with your child how Dubai makes money from business and tourism.</p> <p>Key Vocabulary: port, skyscrapers, business hub</p> <p>Talk to your child about the cities and features of Sharjah and Ras-Al-Khaimah.</p> <p>Encourage your child to collect information about the different landscapes in the Emirates (e.g. mountains, valleys, mangroves, sandy desert).</p> <p>Share with your child the difference between physical and political maps.</p> <p>Key Vocabulary: culture, landscapes, mangroves</p>	<p> Dubai.pdf</p> <p> Sharjah and Ras Al Khaimah.pdf</p> <p> Fujairah, Umm Al Quwain and Ajman.pdf</p>
-------------------------------------	---	--	---



The Winchester School, Jebel Ali

Family Learning Newsletter-Year 3-June 2024



	<p>Fujairah, Umm Al Quwain and Ajman To explore the Emirate of Fujairah, Umm Al Quwain and Ajman.</p>	<p>Talk to your child about how tourism is an important way the emirates make money.</p> <p>Share with your child the importance of Fujairah's port and location.</p> <p>Encourage your child to collect information about the different sources of income of the emirates.</p> <p>Key Vocabulary: physical features, landmarks</p>	
<p>Arabic for Arabs</p>	<p>مساومة الثعلب</p> <p>أن يفسر التلميذ المفردات الجديدة في القصة أن يقرأ التلميذ قراءة جهرية سليمة مراعيًا التنغيم والضبط السليم . أن يجيب التلميذ عن أسئلة تظهر فهمه للفكر الرئيسية والفكر الفرعية مستعينًا بالنص أن يحدد التلميذ عناصر القصة الجودة أمنية فينا أن يستخدم التلميذ المفردات الجديدة في سياقات مختلفة أن يطرح التلميذ أسئلة عن الفكرة الرئيسية والفكر الفرعية في نصوص شعرية مبدئيًا رأيه في المضمون .</p>	<p>يستطيع السيد ولي الأمر أن يساعد الطالب عن طريق: حث التلميذ على استخدام الكلمات الجديدة في تعبيراته داخل المنزل. مساعدة التلميذ على القراءة السليمة لقصة " بائع الحكايات" مساعدة التلميذ في الربط بين خبراته ومعلوماته السابقة وبين ما يتعرفه من معلومات جديدة. مساعدة التلميذ في كيفية جمع كلمات من المحيط الذي حوله وتوظيفها في سياقات جديدة . -توفير بعض الفيديوهات عن التفاؤل . يمكن لولي الأمر الدخول من خلال الرابط المرفق لموقع قناة اللغة العربية والتربية الإسلامية الخاص بمدرسة ونشستر ومتابعة التسجيلات الخاصة بالدروس ومشاركتها مع التلميذ وتدوين ما تعلمه في دفتره المدرسي.</p>	<p><u>قناة اللغة العربية والتربية الإسلامية بمدرسة ونشستر</u></p>



The Winchester School, Jebel Ali

Family Learning Newsletter-Year 3-June 2024



	<p>أن يقرأ التلميذ النص قراءة سليمة خالية من الأخطاء . أن يحدد التلميذ بعض الجماليات في النص . أن يميز بعض الأساليب الإنشائية والخبرية</p>		
Arabic for Non-Arabs	<p><u>Hobbies (الهوايات)</u></p> <p>To create sentences about hobbies. To describe hobbies using new vocabulary and adjectives. To express your opinion on different hobbies. To compare different hobbies.</p>	<p>In every lesson, we provide the students with new words with their meanings to help your child memorize and use in sentences of his/her own. Ask your child to speak about his favorite hobbies. Ask your child to describe the hobbies which he or she prefers. Go through the links on the Arabic YouTube channel so that you can help your child learn more at home about the topic.</p>	<p><u>Arabic and Islamic YouTube Channel</u></p>
Islamic Education for Arabs	<p>تذوق الإيمان . أن يحلل المعنى الإجمالي للحديث الشريف . أن يبين الهدايات الواردة في الحديث الشريف أن يبين ما يرشدنا إليه الحديث الشريف الموعظة الحسنة أن يستنتج التلميذ المعنى الإجمالي للآيات الكريمة أن يفسر التلميذ بعض معاني مفردات الآيات الكريمة أن يبين التلميذ أن الدعوة إلى الله تكون بالحكمة والموعظة الحسنة نعمة الماء أن يستنتج التلميذ أهمية نعمة الماء في الحياة</p>	<p>حث وتشجيع التلميذ على معرفة المعنى الإجمالي للحديث تشجيع التلميذ على الاقتداء بأخلاق الرسول والصحابة الكرام . حث التلميذ على الأعمال الصالحة قولاً وفعلاً توفير فيديوهات عن أحكام اللام الشمسية والقمرية وحث التلميذ على تطبيقها أثناء التلاوة معرفة المعنى الإجمالي للآيات الكريمة معرفة تفسير بعض معاني المفردات معرفة أهمية نعمة الماء في الحياة . معرفة كيفية المحافظة على نعمة الماء</p>	<p><u>قناة اللغة العربية والتربية الإسلامية بمدرسة ونشستر</u></p>



The Winchester School, Jebel Ali

Family Learning Newsletter-Year 3-June 2024




	<p>أن يدلل على فضل نعمة الماء أن يذكر طرفاً بها يحافظ على نعمة الماء</p>	<p>يمكن لولي الأمر الدخول من خلال الرابط المرفق لموقع قناة اللغة العربية والتربية الإسلامية الخاص بمدرسة ونشستر ومتابعة التسجيلات الخاصة بالدروس ومشاركتها مع التلميذ وتدوين ما تعلمه في دفتره المدرسي</p>	
<p>Islamic Education for Non-Arabs</p>	<p>The prophet loves his neighbors To state how Allah's messenger (pbuh) treated his neighbors To describe the neighbor's rights in Islam To talk about how to follow the example of prophet (PBUH) in treating neighbors The taste of Faith. To read the Noble Hadith from Memory. To explain the overall meaning of the Hadith To infer the guidelines contained in the Noble Hadith.</p>	<p>Encourage your child to memorize Surat AlHumaza. Encourage your child to follow the guideness of prophet (PBUH). Talk to your child about the taste of Faith and its importance for every Muslim. Please encourage your son \ daughter to learn the evidence from hadith about writes of neighbors Encourage your child to color monthly prayer chart and answer in book ISLAM MY WAY OF LIVING as per the topic he studies. Encourage your child to be a good example of Muslims in life. Go through the links on the Arabic YouTube channel so that you can help your child learn more at home about the topic.</p>	<p><u>Arabic and Islamic YouTube Channel http://www.study4uae.com/</u></p>



The Winchester School, Jebel Ali

Family Learning Newsletter-Year 3-June 2024



Information and Communications Technology	To create 3D models using an online tool-Tinker cad.	Creative and imaginal skill. Encourage your child to explore different editing tools in Tinker cad and create 3D models with their creativity.	https://www.tinkercad.com/learn/overview/OPC41AJJKIKDWDV?collectionId=OY5L5E8IRXTI47Z&type=designs
Music-Mr. Kiko	Improving children’s confidence and musicality through singing actions songs and chanting rhymes. Kinds of Notes Playing with a recorder	Encourage the child sing action songs at home. Ask the child to perform the songs we learned in school. Help the child choose which other songs they know aside from the songs taught in school and let them invent their own singing actions. Encourage your child to practice recorder at home.	Kinds of Notes (Year 03).mp4
Music-Mr. Sunil	Learning how to play the song “Mary had a little lamb” on recorder.	Let the child practice at home, even though there will be squeaking. Be an audience. But better also check if the child is holding the recorder properly.	
Music-Mr. Joyson	Improving child’s confidence and musicality through music letter names reading for beginners. We explore the music notes in a specific song “twinkle twinkle”. So that they are able to play in the recorder	Let the child understand the music note and the finger position on the recorder. Ask the child to perform it with the beat. Below mentioned link is for the beats.	Grade 3.mp4



The Winchester School, Jebel Ali

Family Learning Newsletter-Year 3-June 2024



<p>Moral Education</p>	<p><u>What similarities and differences can object and symbols tell us?</u></p> <p>To describe ways in which artefacts (e.g. cooking and eating utensils, coinage, items of furniture) have changed or remained the same over time, and how they relate to their present- day counterparts.</p> <p>To identify and explain the meaning of national and other symbols currently found in the UAE and compare them with symbols from the past.</p>	<p>Talk to your child about the difference between the things that we use now and which was used in the past. Also, talk to them about the importance of national symbols – national flag, national animal and others.</p> <p>Share some stories or images of materials that was used in the households in the past and how it was replaced with the new models.</p> <p>Encourage your child to research about the national symbols in the past and how it got evolved and changed to the present ones.</p> <div data-bbox="1010 887 1615 1241"><p>A graphic titled 'National Symbols Of UAE' on a yellow background. It features a map of the UAE, a falcon, a tree, the UAE coat of arms, the UAE flag, and dates.</p></div>	<p>ARTEFACTS</p> <div data-bbox="1653 360 1899 568"><p>An illustration of various traditional and modern artefacts including a camel, a man in traditional dress, a palm tree, a hookah, a teapot, a mosque, and a modern building.</p></div>
-------------------------------	---	--	--