




# The Winchester School, Jebel Ali


## Family Learning Newsletter -Year 5- June -2024



Area of Learning	Focus	Activities to help your child at home	Useful websites/Resources																																																																																										
<p><b>Literacy</b></p>	<p><b>Spellings:</b> To explore the words ending with tricky suffixes: -able vs. -ible, -ent vs. -ant, -ous vs. -ious, -ance vs. -ence, -ize vs. -ise.</p> <p>Grammar: Based on GAP Analysis-</p>	<p><b>Talk and encourage</b> the children to do the following:</p> <p><b>Suffix Scavenger Hunt:</b> Create a list of words with tricky suffixes (-able, -ible, -ent, -ant, -ous, -ious, -ance, -ence, -ize, -ise) and challenge students to find examples of each suffix in books, magazines, or around the house. Make it a fun competition to see who can find the most words!</p> <p><b>Create Your Own Words:</b> Encourage children to create their own words using the tricky suffixes. They can write sentences or short stories using these words to demonstrate their understanding of how suffixes change the meanings of words.</p> <p><b>Word Building Game:</b> Play a word building game where students take turns adding suffixes to base words to create new words. Start with a base word like 'help' and have each player add a suffix to make a new word (e.g., helpful, helper, helping).</p> <p><b>Suffix Spelling Bee:</b> Host a family spelling bee focused on words with tricky suffixes. Take turns giving each other words to spell aloud, emphasizing the correct spelling of the suffixes.</p> <p><b>Suffix Art Project:</b> Create an art project where children illustrate words with tricky suffixes. They can draw pictures or scenes that represent the meanings of these words, helping them visualize the connection between the word and its suffix.</p> <p>These activities provide hands-on and interactive ways for children and parents to explore and practise words with tricky suffixes at home, making learning fun and engaging!</p> <p><b>Together</b> explore more about perfect form of verbs by exploring the following activities:</p> <p><b>Story Creation:</b> Encourage your child to write a short story using</p>	<p><a href="https://usefulenglish.ru/writing/spelling-exercise-five">https://usefulenglish.ru/writing/spelling-exercise-five</a></p> <div style="text-align: center;">  <h3>Most Important Suffix List</h3> <table border="1" data-bbox="1630 683 2143 1077"> <thead> <tr> <th>Suffix</th> <th>Meaning</th> <th>Example</th> <th>Suffix</th> <th>Meaning</th> <th>Example</th> </tr> </thead> <tbody> <tr> <td>-age</td> <td>A result</td> <td>Wreckage</td> <td>-able</td> <td>Able to be</td> <td>Inflatable</td> </tr> <tr> <td>-ance</td> <td>An action or state</td> <td>Importance</td> <td>-en</td> <td>Made of</td> <td>Woolen</td> </tr> <tr> <td>-ant</td> <td>A person</td> <td>Assistant</td> <td>-ful</td> <td>Full of</td> <td>Beautiful</td> </tr> <tr> <td>-ee</td> <td>A person</td> <td>Referee</td> <td>-ible</td> <td>Ability</td> <td>Flexible</td> </tr> <tr> <td>-ence</td> <td>An action or state</td> <td>Difference</td> <td>-ish</td> <td>A little</td> <td>Greenish</td> </tr> <tr> <td>-er/or</td> <td>A person</td> <td>Teacher</td> <td>-less</td> <td>Without</td> <td>Careless</td> </tr> <tr> <td>-ery</td> <td>A type or place of work</td> <td>Bakery</td> <td>-like</td> <td>Similar to, like</td> <td>Lifelike</td> </tr> <tr> <td>-ess</td> <td>Makes a feminine form</td> <td>Waitress</td> <td>-ous</td> <td>Full of</td> <td>Joyous</td> </tr> <tr> <td>-ful</td> <td>As much as will fill</td> <td>Spoonful</td> <td>-some</td> <td>A tendency to</td> <td>Quarrelsome</td> </tr> <tr> <td>-ing</td> <td>An action or result</td> <td>Painting</td> <td>-ly</td> <td>In a manner</td> <td>Quickly</td> </tr> <tr> <td>-ion</td> <td>A process, state or result</td> <td>Decoration</td> <td>-ward</td> <td>Shows direction</td> <td>forward</td> </tr> <tr> <td>-ism</td> <td>A belief or condition</td> <td>Judaism</td> <td>-ways</td> <td>Shows direction</td> <td>Sideways</td> </tr> <tr> <td>-ist</td> <td>A person</td> <td>Florist</td> <td></td> <td></td> <td></td> </tr> <tr> <td>-ment</td> <td>An action or state</td> <td>Measurement</td> <td></td> <td></td> <td></td> </tr> </tbody> </table> </div>	Suffix	Meaning	Example	Suffix	Meaning	Example	-age	A result	Wreckage	-able	Able to be	Inflatable	-ance	An action or state	Importance	-en	Made of	Woolen	-ant	A person	Assistant	-ful	Full of	Beautiful	-ee	A person	Referee	-ible	Ability	Flexible	-ence	An action or state	Difference	-ish	A little	Greenish	-er/or	A person	Teacher	-less	Without	Careless	-ery	A type or place of work	Bakery	-like	Similar to, like	Lifelike	-ess	Makes a feminine form	Waitress	-ous	Full of	Joyous	-ful	As much as will fill	Spoonful	-some	A tendency to	Quarrelsome	-ing	An action or result	Painting	-ly	In a manner	Quickly	-ion	A process, state or result	Decoration	-ward	Shows direction	forward	-ism	A belief or condition	Judaism	-ways	Shows direction	Sideways	-ist	A person	Florist				-ment	An action or state	Measurement			
Suffix	Meaning	Example	Suffix	Meaning	Example																																																																																								
-age	A result	Wreckage	-able	Able to be	Inflatable																																																																																								
-ance	An action or state	Importance	-en	Made of	Woolen																																																																																								
-ant	A person	Assistant	-ful	Full of	Beautiful																																																																																								
-ee	A person	Referee	-ible	Ability	Flexible																																																																																								
-ence	An action or state	Difference	-ish	A little	Greenish																																																																																								
-er/or	A person	Teacher	-less	Without	Careless																																																																																								
-ery	A type or place of work	Bakery	-like	Similar to, like	Lifelike																																																																																								
-ess	Makes a feminine form	Waitress	-ous	Full of	Joyous																																																																																								
-ful	As much as will fill	Spoonful	-some	A tendency to	Quarrelsome																																																																																								
-ing	An action or result	Painting	-ly	In a manner	Quickly																																																																																								
-ion	A process, state or result	Decoration	-ward	Shows direction	forward																																																																																								
-ism	A belief or condition	Judaism	-ways	Shows direction	Sideways																																																																																								
-ist	A person	Florist																																																																																											
-ment	An action or state	Measurement																																																																																											



# The Winchester School, Jebel Ali



## Family Learning Newsletter -Year 5- June -2024

To appropriately use the present perfect form of verbs in contrast to the simple past tense.

Relative/ Embedded Clauses:

To explore and use relative and embedded clauses to enhance sentence structure and convey additional information in their writing.

both the present perfect and simple past tense. Have them alternate between the two tenses as they narrate events in the story. Afterward, read the story together and discuss how each tense is used to convey different meanings.  
Time Capsule: Help your child create a time capsule by gathering items or writing notes about recent events and experiences. As you add each item or note, discuss whether it should be described using the present perfect or simple past tense based on when the event occurred.

**Verb Tense Charades:** Play a game of charades where your child acts out different actions or events described using either the present perfect or simple past tense. As they act out each scenario, have them use the appropriate verb tense in their descriptions.

Explore more about relative and embedded clauses using the following PDF:

[https://www.st-nicholas-ewromney.kent.sch.uk/wp-content/uploads/2021/01/Monday\\_Tuesday-relative-clauses\\_ws.pdf](https://www.st-nicholas-ewromney.kent.sch.uk/wp-content/uploads/2021/01/Monday_Tuesday-relative-clauses_ws.pdf)

To hone understanding of relative and embedded clauses through reading and proofreading activities, you can try the following:

**Reading Comprehension Exercises:**

Provide texts containing relative and embedded clauses and ask learners to identify them. You can start with simple texts and gradually increase the complexity.

After reading a passage, ask questions that require identifying and explaining relative and embedded clauses. For example, 'Can you find a sentence where a relative clause is used to provide additional information about a noun?'

<https://www.k5learning.com/free-grammar-worksheets/fifth-grade-5/verbs/perfect-tense>

### PAST SIMPLE & PRESENT PERFECT

PAST SIMPLE	PRESENT PERFECT
S + V-ed	S + have/has + V-ed
Express finished time	Describe unfinished time
E.g. We lived in Japan from 1995 to 1998.	E.g. I've worked as a teacher since 2011.
Refer to definite time	Refer to indefinite time
E.g. I saw the Eiffel Tower in 2007.	E.g. I have seen the Eiffel Tower.
Indicate series of finished actions	Express experience or result
E.g. First he read the book, and then he watched the movie.	E.g. She has already watched this movie 3 times.

<https://www.scribd.com/document/545373739/embedded-clauses-worksheets>

Link must be copied and pasted in a blue browser.

**Relative Clauses: The Rules**  
Where in a sentence?

In all of the sentences we've looked at so far, the relative clauses have always been in the middle of the main clause e.g.

25 Maple Street, which has been up for sale for years, is apparently haunted.  
A ghost, whose name is Mr. Stonegarden, roams the corridors.  
The estate agent, who badly needs a sale, is frightened to show people around.

They were all embedded\* inside the main clause. Therefore, we could also call them embedded relative clauses. However, relative clauses don't always have to be embedded.

\*In the middle of



# The Winchester School, Jebel Ali



## Family Learning Newsletter -Year 5- June -2024

Text Level:

Adventure Story:

To explore the features of an adventure story

### Proofreading Activities:

Give students passages with errors related to relative and embedded clauses, such as misplaced modifiers or incorrect relative pronoun usage. Ask them to identify and correct these errors.

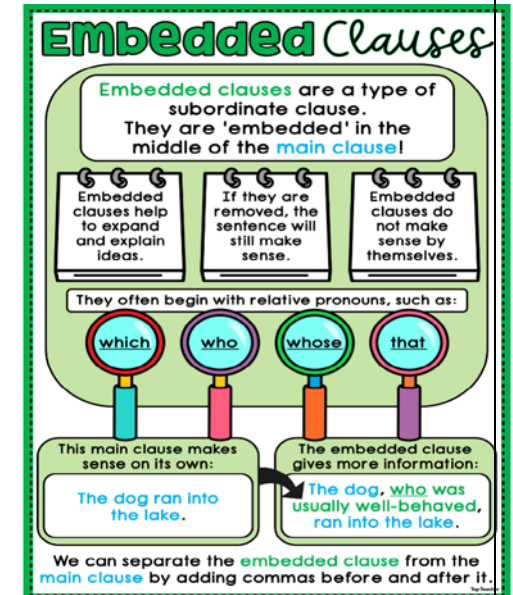
Provide sentences with missing or improperly formed relative clauses, and ask students to rewrite the sentences to include correctly structured clauses.

Create exercises where students have to combine sentences using relative or embedded clauses. For instance, provide two simple sentences and ask students to combine them into one using a relative clause.

**Encourage** the children to explore the features and elements of a fiction text - Adventure Story

Discuss the main elements of adventure story


Ask questions with reference to the plot and the characters involved.








<https://wordwall.net/resource/19575536/story-elements>



# The Winchester School, Jebel Ali




## Family Learning Newsletter -Year 5- June -2024



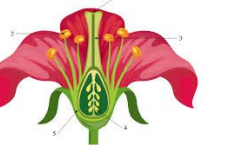
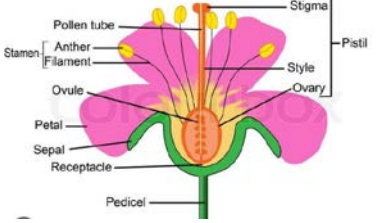

	<p><b>Reading Comprehension:</b>          Prediction Skills          To develop prediction skills.          To use the clues.          To infer and make prediction on the given scenarios.</p>  <p>Prediction Skills-Comprehension</p> <p>Speaking: Value of Patience and Perseverance- Based on the novel- Good things come to those who wait.</p> <p>Listening Comprehension- Recognizing Literal Meaning and Understanding Vocabulary</p>	<p>Predict before, while reading and after reading any book of your choice.          Do these fun activities to enhance your reading skills.</p>   <p>crystal-ball-prediction-activity-sheets.pdf          t-l-1929-story-prediction-reading-comprehension-reading-comprehension.pdf</p> <p>Discuss how a character develops within a story.</p>  	
<p><b>Mathematics</b></p>	<p>To solve complex word problems by applying addition, subtraction, multiplication, and division in multiple steps.</p>	<p><b>Encourage</b> your child to create multistep word problems on real-life scenarios and using manipulatives  <b>Together</b> practice problem-solving strategies together and celebrate their progress.          Utilize online resources for extra practice and make learning fun with games. Stay connected with the teacher to understand the concepts and receive guidance for supporting learning at home. Provide guided practice with challenging problems and offer praise for effort. Foster a positive attitude towards problem-solving and reinforce the importance of persistence.</p>	<p><a href="https://www.k5learning.com/free-math-worksheets/fourth-grade-4/word-problems">https://www.k5learning.com/free-math-worksheets/fourth-grade-4/word-problems</a></p>



# The Winchester School, Jebel Ali




## Family Learning Newsletter -Year 5- June -2024




		<p>Make use of diverse resources such as books, worksheets, and educational apps. Tailor activities to your child's interests and learning style to keep them engaged.</p>	
<p><b>Science</b></p>   	<p><b>Life cycle of Plants</b></p> <p><b>Parts of flower, Seed dispersal and Vegetative Propagation</b></p> <p>To explore the different parts of flower and their functions.</p> <p>To associate the features of the seed with their method of dispersal.</p> <p>To understand that new plants can grow from different parts of the parent plant also.</p> <p>To understand that new plants can grow from different parts of the parent plant also.</p>	<p><b>Show</b> your child a variety of flowers from the garden or from a local florist.</p> <p><b>Encourage</b> your child to spot different types of flowers while taking a nature walk.</p> <p><b>Share</b> the different parts of the flowers as you come across them.</p> <p><b>Encourage</b> your child to collect some flowers for later observation and discussion at home.</p> <p><b>Show</b> your child the agents of seed and fruit dispersal. Blow on a dandelion head and watch the seeds float away.</p> <p><b>Share</b> the ways in which plants get benefits by seed dispersal.</p> <p><b>Discuss</b> with your child about how temperature affects the process of seed dispersal.</p> <p><b>Encourage</b> them to identify the mode of seed dispersal in different kinds of plants.</p> <p><b>Show</b> the Vegetative parts of the plants.</p> <p><b>Share</b> the advantages of vegetative propagation.</p> <p><b>Discuss</b> how to propagate different plants.</p>	<p>Parts of flower</p>  <p>Seed dispersal</p> <p><a href="https://edpuzzle.com/media/65c332661a6583ca18dbb47c">https://edpuzzle.com/media/65c332661a6583ca18dbb47c</a></p> 



# The Winchester School, Jebel Ali

## Family Learning Newsletter -Year 5- June -2024






		<b>Encourage</b> them to explore the vegetative propagation in different kinds of plants. For example, growing rose plant from its stem cutting.	
<b>Humanities</b>	<p>To explore the origin of the Marathon Race.</p> <p>To explore the legacy of ancient Greek culture.</p> <p>To explore the position and significance of the time zones.</p>	<p><b>Talk</b> about the Marathon race. Discuss when and where it originated.</p> <p><b>Share</b> with your child appropriate information about the Battle of Marathon, the reasons why it took place and its importance in world History.</p> <p><b>Encourage</b> your child to research the Battle of Marathon and the first Marathon race.</p> <p><b>Key vocabulary:</b> city states, battle, Marathon, eye witness, battle formation, hoplite, defensive, strategy, retreat.</p> <p><b>Share</b> with your child the meaning of legacy and its relevance to different periods in history till the present day.</p> <p><b>Talk</b> about the legacy of ancient Greek art, architecture and literature on later periods in history.</p> <p><b>Encourage</b> your child to research the legacy of the Highness Sheikh Zayed.</p> <p><b>Talk</b> to your child about the time zones and how day and night is caused.</p> <p><b>Share</b> the relationship between the Prime Meridian and the International Date Line.</p> <p><b>Encourage</b> your child to research the different time zones.</p>	<p> Battle of Marathon.pdf</p> <p> The Legacy of Greek Culture.pdf</p> <p> Time zones.pdf</p> <p><a href="https://www.abudhabi.gov.ae/en/ab-out-the-government/sheikh-zayeds-legacy">https://www.abudhabi.gov.ae/en/ab-out-the-government/sheikh-zayeds-legacy</a></p>



# The Winchester School, Jebel Ali



## Family Learning Newsletter -Year 5- June -2024


	<p>To explore the position and significance of the Prime Meridian.</p>	<p><b>Talk</b> to your child about the countries that the Prime Meridian passes through.</p> <p><b>Share</b> the significance of the Prime Meridian in real life.</p> <p><b>Encourage</b> your child to research the history of the Prime Meridian.</p>	<p> The Prime or Greenwich Meridian.</p>
<p><b>UAE Social Studies</b></p>	<p>To explore the infrastructure in the UAE.</p> <p>To explore the benefits of social organisations.</p> <p>To explore what makes a good citizen</p>	<p><b>Talk</b> about the infrastructure in the UAE and examples of it.</p> <p><b>Share</b> the importance of infrastructure and compare and categorise different types of infrastructure.</p> <p><b>Encourage</b> your child to research how tourist attractions in the UAE earn money.</p> <p><b>Key vocabulary:</b> invest, tourism, facilities, institutions, infrastructure</p> <p><b>Talk</b> with your child about the meaning of the key vocabulary, social organisation, humanitarian, charity, club and volunteer.</p> <p><b>Share</b> the importance and purpose of different types of social organisations.</p> <p><b>Encourage</b> your child to research and identify local social organisations and find out how they can contact them and get involved.</p> <p><b>Key vocabulary:</b> club, charity, volunteer, organisation, humanitarian</p> <p><b>Talk</b> with your child about the qualities of a good citizen.</p>	<p> Infrastructure.pdf</p> <p> Benefits of Social Organisations.pdf</p>



# The Winchester School, Jebel Ali



## Family Learning Newsletter -Year 5- June -2024

		<p>Share with your child the importance of being honest and tolerant.</p> <p>Encourage your child to find out how places like Global Village help people to develop tolerance.</p> <p><b>Key vocabulary:</b> global, honesty, tolerance, respectful, citizenship</p>	 Citizenship.pdf
Arabic for Arabs	<p><b>قصة من يشبهك يا أمي</b></p> <p>يحدد التلميذ الفكرة الرئيسة والأفكار الداعمة</p> <p>أن يحول التلميذ حدثاً من أحداث القصة إلى حوار</p> <p>أن يحدد التلميذ السمات الداخلية والسمات الخارجية لشخصيات القصة</p> <p>أن يحلل التلميذ عناصر القصة</p> <p>أن يحدد التلميذ السمات الفنية للقصة</p> <p>أن يحدد التلميذ علاقات التضاد والترادف بين الكلمات</p> <p>أن يتنبأ التلميذ بما سيحدث بعد نهاية القصة</p> <p><b>"نشيد" هدهدة نجم</b></p> <p>أن يفسر التلميذ المفردات في ضوء فهمه للأبيات.</p> <p>أن يحدد التلميذ الأفكار الرئيسة في الأبيات.</p> <p>أن يشرح التلميذ الأبيات شرحاً وافياً.</p> <p>أن يحدد التلميذ الصور الجمالية والمحسنات البديعية في الأبيات</p> <p>أن يقارن بين نصين أدبيين مختلفين</p>	<p>قراءة القصة وتحديد الفكرة الرئيسة والأفكار الداعمة</p> <p>تحديد السمات الداخلية والسمات الخارجية لشخصيات القصة</p> <p>التمييز بين الحوار الداخلي والحوار الخارجي</p> <p>مساعدة التلميذ في تلخيص القصة وكتابة نهاية جديدة للقصة</p> <p>مساعدة التلميذ في البحث عن لغويات النص بالمعجم المدرسي</p> <p>مساعدة التلميذ في البحث عن فيديوهات عن التعاون ومساعدة الآخرين.</p> <p>يمكن لولي الأمر الدخول من خلال الرابط المرفق لموقع قناة اللغة العربية والتربية الإسلامية الخاص بمدرسة ونشستر ومتابعة التسجيلات الخاصة بالدروس ومشاركتها مع التلميذ وتدوين ما تعلمه في دفتره المدرسي.</p>	<p><a href="#">منصة كتب للقرآن</a></p> <p><a href="#">قناة اللغة العربية والتربية الإسلامية بمدرسة ونشستر</a></p>





# The Winchester School, Jebel Ali



## Family Learning Newsletter -Year 5- June -2024

	<p>نص معلوماتي ( هل تريد أن تكتب يومياتك ؟ )</p> <p>أن يستنتج التلميذ سمات النص المعلوماتي</p> <p>أن يُجيب التلميذ عن أسئلة النص وَيَطْرَحُ أسئلة: (مَنْ - ماذا - متى - أين - لماذا - كيف) مُظهِرًا فَهْمَهُ لِلنَّصِ، مُبْدِيًا رَأْيَهُ فِيهِ</p> <p>القواعد النحوية (الضمائر)</p> <p>أن يميز التلميذ الضمائر</p> <p>أن يحدد التلميذ الضمائر المتكلم والمخاطب والغائب</p>		
<p><b>Arabic for Non – Arabs</b></p>	<p><b>Tourism (السياحة)</b></p> <p>To describe some places in different capitals.</p> <p>To analyse an article about the tourism.</p> <p>To compare between some places in his country and the Emirates.</p> <p>To compare between two different capitals.</p> <p>To create a paragraph about tourism.</p> <p>To create an advertisement for a trip.</p> <p><b>My school time-</b></p> <p>وقتي المدرسي</p> <p>To express the opinion in school time.</p> <p>To create a paragraph about the school time.</p>	<p><b>Encourage</b> your child to learn the new vocabulary from his notebook and dictionary.</p> <p><b>Share</b> some videos with your child about tourism in Arabic.</p> <p>Go through the links on the Arabic YouTube channel so that you can help your child learn more at home about the topic.</p>	<p><a href="#">Arabic and Islamic YouTube Channel</a></p>



# The Winchester School, Jebel Ali



## Family Learning Newsletter -Year 5- June -2024

	To create tweets about his school time.		
<b>Islamic Education for Arabs</b>	<p>مع رسولي في الجنة أن يستنتج التي التلاميذ الأعمال تؤدي إلى الجنة. أن يوضح التلميذ مفهوم المثابرة والاجتهاد. أن يعدد ثمرات المثابرة والاجتهاد. الشجاعة أن يوضح التلميذ مفهوم الشجاعة. أن يبين التلميذ أن الشجاعة من أخلاق المسلم.</p>	<p>مساعدة الابن في البحث عن أحاديث نبوية تحت الأعمال الصالحة . مساعدة الابن في توفير فيديوهات تتحدث عن شجاعة النبي والصحابة حث الابن وتشجيعه التحلي بخلق الشجاعة يمكن لولي الأمر الدخول من خلال الرابط المرفق لموقع قناة اللغة العربية والتربية الإسلامية الخاص بمدرسة ونشستر ومتابعة التسجيلات الخاصة بالدروس ومشاركتها مع التلميذ وتدوين ما تعلمه في دفتره المدرسي.</p>	<p><a href="#">قناة اللغة العربية والتربية الإسلامية بمدرسة ونشستر</a></p>
<b>Islamic Education for Non – Arabs</b>	<p><b>With my Prophet in Paradise (Noble Hadith)-</b> To distinguish the ranks in paradise. To list the deeds that lead to paradise as mentioned by Prophet Mohamed (PBUH). <b>Surat An-Nabaa-</b> To recite the holy verse properly and correctly.</p>	<p><b>Share</b> with your child the deeds that lead to paradise as mentioned by Prophet Mohamed (PBUH). Please share the given link with your child and practice reciting the holy verse properly and correctly. Speak with your child about the signs of Allah's power in the universe. <b>Share</b> with your child the forms of kindness to others. <b>Share</b> your child the general meaning of the Hadith. <b>Talk</b> with your child about the deeds that lead to paradise as mentioned by Prophet Mohamed (PBUH)the aspects of tolerance of Islam.</p>	<p><a href="#">Arabic and Islamic YouTube Channel</a></p>



# The Winchester School, Jebel Ali



## Family Learning Newsletter -Year 5- June -2024

	<p>To explain the vocabulary of the verses. To infer the signs of Allah’s power in the universe. The blessing of the human mind. To explain the importance of the blessing of mind. To identify the deeds that lead to paradise as mentioned by Prophet Mohamed (PBUH).</p>	<p>Go through the links on the Arabic YouTube channel so that you can help your child learn more at home about the topic.</p>	
<b>French</b>	<p><u>Unit: Review.</u> To recap description. To recap school objects and school subjects. To give opinions and justifications. To recap Time in French. To recap Verb “avoir ” and “être”.</p>	<p><b>Talk</b>, about my school objects, subjects and describe it in French using the new vocabulary <b>Share</b> with your parents your school objects, subjects and what you have in your pencil case, drawing a mind map (be creative use colors and draw) <b>Encourage</b> students to keep exploring the links given.</p>	<p><a href="https://www.languagenut.com">https://www.languagenut.com</a></p>



# The Winchester School, Jebel Ali

## Family Learning Newsletter -Year 5- June -2024



<p><b>Physical Education</b></p> <p>Activity-1</p> <p>Activity-2</p> <p>Activity-3</p> <p>Activity-4</p>	<p>Sports Quiz</p> <p>Sports Quiz</p> <p>Board games – Carom, Chess and Ludo</p> <p>Board games – Carom, Chess and Ludo</p>	<p><u>Talk and Encourage the children to do the following:</u></p> <p><u>Instructions</u> Encourage children to take part in Board Games, like Ludo, carom &amp; chess. It will help them to encourage critical thinking and problem solving and accomplish objectives of curriculum frameworks. Board games can provide students with opportunities to apply concepts they have learned. Encouraging children to be take part in Sports quiz competitions to develop knowledge about the games.</p>	<p><a href="#">Sports quiz Guess sport From emoji sports puzzle (1).mp4</a></p> <p><a href="#">Sports Vocabulary ESL Guessing Game 10 Fun Questions.mp4</a></p> <p><a href="#">Chess.mp4</a></p> <p><a href="#">How to Play Carrom.mp4</a></p>
<p><b>Information and Communication Technology</b></p>	<p>TOPIC – 3D - DESIGN YOUR DREAM ROOM To brainstorm and prioritize desired features for a dream room, create a detailed plan by incorporating basic mathematical measurement, and translate this vision into a digital 3D design using Tinker Cad.</p>	<p><b>Encourage</b> your child to use technology or a sketch book to develop an organized system based on any real -life scenario by drawing ideas and documenting progress. Motivate the students to develop proportional models based on real measurements. Design a 3D room using the online tool- Tinkercad.</p>	<p><a href="#">TinkerCAD Instructables</a></p>
<p><b>Music (Joyson)</b></p>	<p>Improving child’s confidence and musicality</p>	<p>Let the child understand the music note and the finger position on the recorder.</p>	<p><a href="#">Grade 5.mp4</a></p>



# The Winchester School, Jebel Ali



## Family Learning Newsletter -Year 5- June -2024


	through music letter names reading. We explore the music notes in a specific song “Havana”. So that they are able to play in the recorder	Ask the child to perform it with the beat. Below mentioned link is for the beats.	
<b>Music (Kiko)</b>	Improving children’s confidence and musicality through singing actions songs and chanting rhymes. Kinds of Notes and Rests Playing with a recorder	<b>Encourage</b> your child sing action songs at home. Ask your child to perform the songs we learned in school. Help your child choose which other songs they know aside from the songs taught in school and let them invent their own singing actions. <u><b>Encourage</b> your child to practice recorder at home.</u>	<a href="https://www.timeout.com/new-york-kids/music/best-kids-songs">https://www.timeout.com/new-york-kids/music/best-kids-songs</a> <a href="#">Kinds of Notes and Rests.mp4</a>
<b>Music (Sunil)</b>	Learning how to play the song “Havana” on recorder	Let your child practice at home, even though there will be squeaking. Be an audience and check if the child is holding the recorder properly.	



# The Winchester School, Jebel Ali

## Family Learning Newsletter -Year 5- June -2024



<p><b>Moral Education</b> Modern Means of Communication</p>	<p>To explain the benefits and challenges offered by new means of communication.</p>	<p><b>Encourage</b> your child to explore communication technology through interactive activities at home. Research together, discuss pros and cons in family debates, and conduct interviews for real-world insights. They can create presentations, analyze media content, and role-play scenarios to deepen understanding while honing critical thinking and empathy skills. These activities foster a well-rounded comprehension of the benefits and challenges posed by modern communication methods.</p>	
<p>Rights and Responsibilities</p>	<p>To understand one’s rights and responsibilities as a member of the community.</p>	<p><b>Encourage</b> your child's positive growth by emphasizing cooperation and collaboration with others through engaging home activities. Foster teamwork through family projects and hobbies, and encourage participation in group activities outside the home. Practice empathy and active listening through role-playing exercises. By cultivating these skills, your child will not only enhance their own well-being but also contribute positively to the well-being of others.</p>	
<p>Development of Both Mind and Body to Achieve Success.</p>	<p>To know how one can grow and develop in a positive way, co-operating and collaborating with others to maintain wellbeing.</p>	<p><b>Encourage</b> your child to embrace positive growth and collaboration at home through engaging activities. Discuss the importance of personal development and well-being while emphasizing teamwork and communication. Participate in collaborative projects, volunteer work, and practice empathy within the family. By fostering a supportive environment, your child will learn valuable skills for navigating relationships and challenges, promoting holistic growth and wellbeing.</p>	