




The Winchester School, Jebel Ali

Family Learning Newsletter (Year 6)- June -2024



Area of Learning	Focus	Activities to help your child at home	Useful websites/Resources
<p>English</p>	<p><u>Language Analysis / Descriptive Writing</u> To explore the key features of a descriptive writing. To explore DASH technique. To write a descriptive writing using DASH technique.</p> <p><u>Revisiting Formal Letter Writing</u> To explore the key elements and structure in order to write a formal Letter.</p>	<p>Encourage your child to explore the structural and language features of descriptive writing. Talk to your child about where DASH? techniques can be applied.</p> <div data-bbox="960 659 1364 967" data-label="Image"></div> <p>Talk the about times when letters were the primary source of communication. Tell them about your experience of writing a letter or sending letters to your distant relative and the anticipation of waiting for the reply. Encourage your child to write a letter to a friend or their grandparents, encourage them by helping. Motivate them to pen down the expressions on paper. They can research on various types of letters and learn about formal and informal letters. Share about your experience of how you learnt writing letter in younger years. Elevate them how learning to write a letter helped you to draft formal emails. You can talk about the similarities letter and email contains.</p>	<div data-bbox="1626 424 2045 718" data-label="Image"></div> <p>https://www.bbc.co.uk/bitesize/guides/zs9gtyc/test</p> <div data-bbox="1637 879 2038 1418" data-label="Image"></div> <p>https://wordwall.net/resource/793342/esl/formal-letter-writing-structure</p>



The Winchester School, Jebel Ali

Family Learning Newsletter (Year 6)- June -2024



To independently write a formal

Formal Letter Format

Nicole Thomas
35 Chestnut Street
Dell Village, Wisconsin 54101
555-555-5555
nicole@thomas.com

Your details.

Date:
The HR Manager
System Innovations (Pvt) Limited
Address

Contact Information of the person you are writing to.

Dear Ma'am, **Greetings**

I am writing this letter of resignation to formally notify you of my decision to leave the post of Assistant Manager operations with XYZ Group of companies, after I have taken this decision after thorough deliberation and assessment and I believe it is in my best interest to move on.

As per company policy, I would be required to give a notice period of one month starting from today i.e. July 20th, 2016, and ending with my resignation coming into effect on August 20th, 2016.

Kindly relieve me of my responsibilities as early as possible to ensure a smooth transition for the organization.
I wish you and the company success in future endeavors.

Body of Letter

Regards
Signature
Name:

letter.

Grammar:

Figurative devices

To explore the use of different types of figurative devices.

Formal Speech

To explore and understand using formal conventions while communicating.

Discuss with them about how letters play a key role in a majority of organizations even today, though are printed form. Discuss with your child on how they can write handwritten notes at first, and then progress to letters.

Talk to your child how can they use these figurative devices to impress the reader?

SECRETS OF GREAT WRITING!

LITERARY DEVICES EXPLAINED!

LITERARY DEVICE	DEFINITION	EXAMPLE
Simile	A comparison using "like" or "as"	Her eyes were like shining stars
Metaphor	A comparison without using "like" or "as"	Life is a journey
Personification	Giving human qualities to non-human things	The wind whispered through the trees
Hyperbole	An exaggeration for emphasis	I've told you a million times
Alliteration	Repetition of the same sound at the beginning of words	Peter Piper picked a peck of pickled peppers
Onomatopoeia	Words that sound like what they mean	Buzz, hiss, sizzle
Irony	A contrast between what is expected and what actually happens	A fire station burning down
Foreshadowing	Hinting at what will happen later in the story	The ominous music in a horror movie
Symbolism	Using objects or actions to represent ideas or qualities	A dove as a symbol of peace
Imagery	Descriptive language that creates a picture in the reader's mind	The sun set over the ocean, painting the sky with shades of orange and pink

Talk about the use of formal speech for official communications. Formal writing tends to include more complex sentence structures, more precise/ technical language and higher-level punctuation.

Encourage by providing a set of sentences and ask them to identify the vocabulary and sentence style used in formal letters and official emails.

Share some examples where formal speech is used addressing set of audience or specific concerns for example, letters to schools/ bookstores/ complain letters.

<https://wordwall.net/resource/7785132/writing/formal-letter-layout>



The Winchester School, Jebel Ali

Family Learning Newsletter (Year 6)- June -2024



Formal

- Full sentences ✓
- Correct grammar and vocabulary ✓
- No contractions e.g. I would... ✓
- No idioms ✓
- Passive voice ✓
e.g. The application form is complete.
- No phrasal verbs e.g. To investigate ✓
- No abbreviations e.g. As soon as possible ✓
- No exclamation marks ✓
- No imperatives. ✓
e.g. You may complete the form.

Link to Moral Education:

Moral Values- To explore the moral values of care, kindness and generosity giving examples of situations in everyday life.

Definition of Morals

- Morals are the rules which people use to guide their behavior and thinking.
- When an individual is dealing with, or capable of distinguishing between, right and wrong.




Why are moral values important?
They are what makes us humane.
They are standards that help an individual choose for himself between right and wrong or good or bad.



The Winchester School, Jebel Ali

Family Learning Newsletter (Year 6)- June -2024



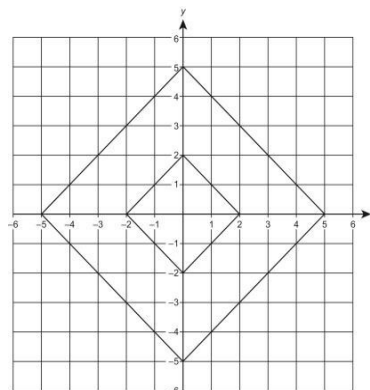
Mathematics

Geometry- Position & Direction

To use coordinates to describe the position of shapes in all four quadrants.



Encourage your child to play this game:



You will need:

- two 1–6 dice
- two different coins, e.g. 2p for the x- and 1p for the y- coordinates – heads positive, tails negative

Take turns to roll the two dice and toss the coins to determine a set of coordinates, e.g. 3 and 2p heads, 5 and 1p tails gives (3, -5)

Colour that coordinate in. It does not count if thrown again.

Play for 10 turns each and then add up the scores.

Scoring system: 0 for outside the outer square, 1 on the line of the outer square, 2 inside the outer square, 3 on the line of the inner square, 4 inside the inner square.

Player with the higher score wins.

Activity:

Roll the dice twice to give a coordinate in the first quadrant.

Repeat twice more and plot the coordinates to give a triangle.

Use a ruler to draw the triangle sides.

Reflect in the x- and y-axes to give two new triangles.

Work out the coordinates for these triangles.

Rub out and repeat.

[Coordinate planes](#)

[Coordinates](#)



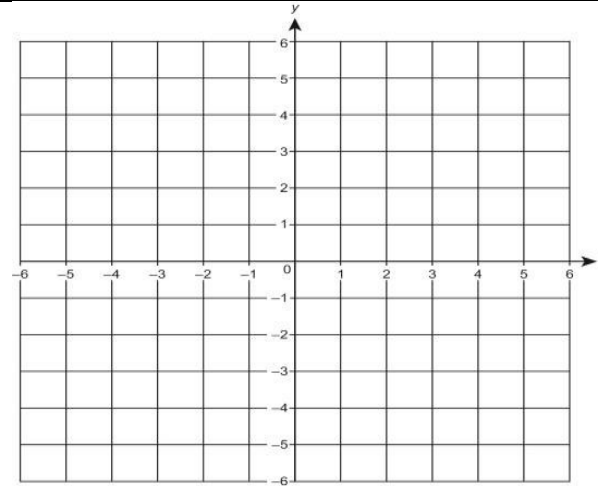
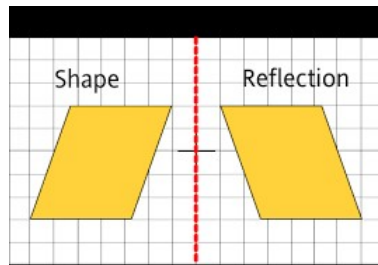
The Winchester School, Jebel Ali

Family Learning Newsletter (Year 6)- June -2024



To draw and reflect simple shapes on the co-ordinate plane.

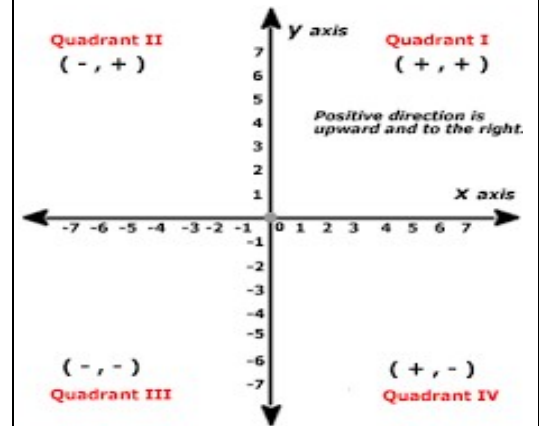
To draw and translate simple shapes on the coordinate plane.



Challenge:

How do you number the axes to show four quadrants?

What do the coordinates (2, 1) become when reflected in the x-axis? (2, -1)





The Winchester School, Jebel Ali

Family Learning Newsletter (Year 6)- June -2024



Plot the shape with the following co-ordinates:

(4,2) (5,2) (4,1) (2,1) (1,2) (4,2) (4,5) (2,3) (6,3) (4,5)

Reflect this shape in the y-axis.

Write down the co-ordinates of the new shape (the 'image').

New Shape co-ordinates:

(,) (,) (,) (,) (,)

(,) (,) (,) (,) (,)

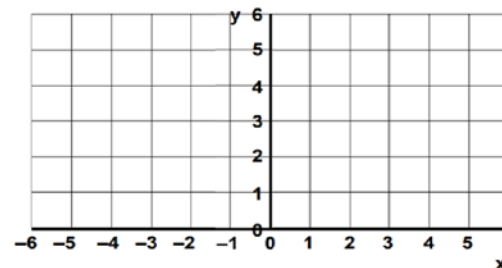
Be careful with those negatives!



Can you now draw your own axes and reflect a shape you have designed?

Do not forget to write down the co-ordinates.

Here is a grid with positive and negative numbers on the x-axis and just positive numbers on the y-axis.



Science
Transportation of
Nutrients

To identify components of blood and describe their functions in the circulatory system.

Talk about different organs and tissues which help in transport of nutrients. Nutrients and oxygen are transported in the blood in animals.


<https://www.bbc.co.uk/bitesize/topics/z6wwxn/articles/zsgk4xs>

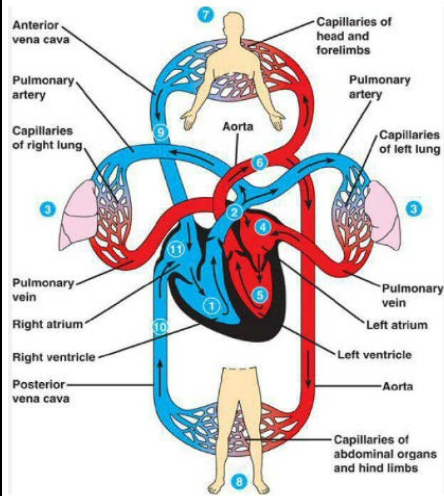


The Winchester School, Jebel Ali

Family Learning Newsletter (Year 6)- June -2024



	<p>To describe the ways nutrients are transported in the blood in animals, including humans.</p> <p>To recognise the impact of diet, exercise and lifestyle on the way their bodies function.</p>	<p>Explain how in animals the heart pumps blood throughout the body, carrying nutrients and oxygen to the different organs and tissues.</p> <p>Discuss the importance of healthy diet, exercise and lifestyle and how it can impact our body.</p> <p>Encourage your child to refer to the links provided to refresh their understanding and knowledge of the topics mentioned in the Focus column.</p> <p>Scientific skills: Observing the structures organs of animals involved in nutrient transport that is circulatory system in animals. Observe and analyse the effects of exercise on heart rate.</p>	<p>https://kids.britannica.com/kids/article/cardiovascular-system/403974#:~:text=In%20the%20lungs%20carbon%20dioxide,the%20heart%20throughout%20the%20body.</p> <p>https://www.bbc.co.uk/bitesize/articles/zr3vsk7#zf33f82</p>
<p>Humanities History</p>	<p>To explore what the Maya writing system consists of, how words are constructed and what codices are.</p>	<p>Share with your child how the Maya people used the hieroglyphic writing system that consisted of signs or symbols called hieroglyphs.</p> <p>Encourage your child to research Maya writing and create their own names using syllabograms and logograms.</p>	<p> Maya Writing.pdf</p>

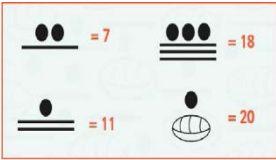









The Winchester School, Jebel Ali

Family Learning Newsletter (Year 6)- June -2024






<p>Geography</p>	<p>Key vocabulary: Hieroglyphs, syllabogram, logogram, codex, codices</p> <p>To explore how the Maya number system works.</p> <p>Key vocabulary: base 10, base 20, vigesimal number system.</p> <p>To explore how land use has changed over time.</p> <p>Key vocabulary: past, present, similarities, differences</p> <p>To explore the key rivers of South America.</p> <p>Key vocabulary: water cycle, evaporation, condensation, precipitation, closed cycle, source, mouth</p>	<p>Encourage your child to compare the Maya number system to our own.</p>   <p>Encourage your child to find similarities and differences between maps of the same location over different periods in time.</p> <p>Encourage your child to locate the rivers of South America on a map and create a fact file about them.</p> <p>Encourage your child to use an atlas to locate the mouth, source, course and length of key rivers of the world.</p>	 <p>The Maya and Numbers.pdf</p>  <p>Charting the Changes.pdf</p>  <p>Rivers in South America.pdf</p>
<p>UAE Social Studies</p>	<p>To explore the medical advances in the Golden Age of Islamic Civilisation.</p> <p>Key vocabulary:</p> <p>hygiene, surgery, specialization, instruments</p>	<p>Talk with your child about the medical advances in the Golden Age of Islamic Civilisation.</p> <p>Encourage your child to explain the features of Islamic architectural design in the Great Mosque of Cordoba.</p>	 <p>Heath and Medicine.pdf</p>



The Winchester School, Jebel Ali

Family Learning Newsletter (Year 6)- June -2024



	<p>To explore the Umayyad Dynasty and Cordoba.</p> <p><u>Key vocabulary:</u></p> <p>arch, dome, Cordoba, Umayyad Dynasty, Mihrab</p> <p>To explore the end of the Golden Age of Islamic Civilisation.</p> <p><u>Key vocabulary:</u></p> <p>decline, Mongols, invasion, Ibn Battuta, analysis</p> <p>Project</p> <p><u>Key vocabulary:</u></p> <p>achievement</p>	 <p>Share with your child some of the possible reasons for the end of the Golden Age of Islamic Civilisation and the rise of exploration.</p> <p>Encourage your child to present a poster, PowerPoint, story board or a report on a person, place or dynasty from the period of the Golden Age of Islamic Civilisation.</p>	 <p>Cordoba - Islamic Architecture.pdf</p> <hr/>  <p>The End of the Golden Age.pdf</p>
--	---	---	--



The Winchester School, Jebel Ali

Family Learning Newsletter (Year 6)- June -2024



Arabic for Arabs

(أحلام لبيلا السعيدة) رواية
أن يميز التلميذ بين القصة والرواية
أن يفسر التلميذ كلمات وتراكيب وأساليب
من النص في سياقاتها
أن يحدد التلميذ أساليب خبرية في النص
أن يحلل التلميذ رواية محددا عناصرها
(كتابة نص تفسيري (تعبير إبداعي
أن يكتب التلميذ نصا لتفسير ظاهرة
علمية أو حدث أو رأي
(الهمزة المتوسطة والمتطرفة (مقارنة
أن يكتب التلميذ كلمات بها همزة متوسطة
ومتطرفة كتابة صحيحة
أنواع الجمع وإعرابه
أن يميز التلميذ بين أنواع الجمع
أن يستنتج علامات إعراب الجمع
أن يوظف التلميذ أنواع الجمع مضبوطة
ومعربة في تحدته وكتابات الإبداعية مع
الضبط وفقا لقواعد النحو

مساعدة التلميذ في البحث عن لغويات النص بالمعجم على الإنترنت و يحلل
رواية .
مساعدة التلميذ في كتابة ملخص للرواية بالمنزل
مساعدة التلميذ في تحديد التلميذ التطور المكاني والزمني والعقدة في الرواية
مساعدة التلميذ في قراءة الرواية وتحديد الفكرة الرئيسية
مساعدة التلميذ في كتابة كلمات بها همزة متوسطة ومتطرفة
تدريبه على إعراب وتوظيف أنواع الجمع
في كتاباته الإبداعية مع الضبط وفقا لقواعد النحو

يمكن لولي الأمر الدخول من خلال الرابط المرفق لموقع قناة اللغة العربية
والتربية الإسلامية الخاص بمدرسة ونشستر ومتابعة التسجيلات الخاصة
بالدروس ومشاركتها مع التلميذ وتدوين ما تعلمه في دفتره المدرسي

[قناة اللغة العربية والتربية الإسلامية بمدرسة
ونشستر](#)



The Winchester School, Jebel Ali

Family Learning Newsletter (Year 6)- June -2024



<p>Arabic for Non – Arabs</p>	<p>UAE in the past and in the present (الإمارات قديماً وحديثاً)</p> <p>To compare between the UAE aspects of life in the past and in the present.</p> <p>To distinguish the landmarks of the UAE in the past and in the present.</p> <p>To describe the monuments and landmarks of the UAE in the past and in the present.</p> <p>To design identification cards for the UAE.</p> <p>To clarify the causes of the UAE progress.</p>	<p>Encourage your child to memorize his/her new vocabulary about the new topic (the hobbies) from the Arabic notebook and book (dictionary)</p> <p>Talk to your child about school and the UAE .Ask your child about his opinion regarding his school and UAE</p> <p>Go through the links on the Arabic YouTube channel so that you can help your child learn more at home about the topic</p>	<p>Arabic and Islamic YouTube Channel</p>
<p>Islamic Education for Arabs</p>	<p>يُسِرُ الإسلام أن يستنتج التلميذ سماحة ومظاهر اليسر في الإسلام أن يستنتج التلميذ أسباب الرخصة في الإسلام . أن يدلل التلميذ على اليسر في الإسلام من القرآن والسنة السيدة عائشة - رضي الله عنها أن يبين التلميذ نسب السيدة عائشة .</p>	<p>يساعد ولي الأمر الطالب في تطبيق ما جاء في الدرس في حياته اليومية . حث الطالب على الأعمال الصالحة مشاركة فيديوهات عن ، يُسر الإسلام، في الإسلام مساعدة الطالب في معرفة نسب السيدة عائشة مشاهدة فيديوهات عن فضل زوجات النبي مساعدة الطالب في معرفة كيفية المحافظة على البيئة مساعدة الطالب في معرفة كيفية المحافظة على نعمة الماء يمكن لولي الأمر الدخول من خلال الرابط المرفق لموقع قناة اللغة العربية والتربية الإسلامية الخاص بمدرسة ونشستر ومتابعة التسجيلات الخاصة بالدروس ومشاركتها مع التلميذ وتدوين ما تعلمه في دفتره المدرسي.</p>	<p>قناة اللغة العربية والتربية الإسلامية بمدرسة ونشستر</p>



The Winchester School, Jebel Ali

Family Learning Newsletter (Year 6)- June -2024



	<p>أن يعدد التلميذ فضل السيدة عائشة . أن يصمم خريطة ذهنية لامهات المؤمنين .</p> <p>بيئتي أمانة أن يبين ضوابط الإسلام في المحافظة على البيئة أن يبين كيفية المحافظة على نعمة الماء أن يدلل على وجود نعمة الماء في الحياة.</p>		
Islamic Education for Non – Arabs	<p><u>Lesson 1</u>: Surat al-Mulk (13:30) To explain the over-all meaning of the verses</p> <p><u>Lesson 2</u>: The ease in Islam To conclude the aspects of ease in Islam</p> <p><u>Lesson 3</u>: Few Signs of the Hour To infer some few signs of the Hour with references from Qur'an and Sunnah.</p>	<p>Encourage your child to memorize Surat al-Mulk Encourage your child to read about the signs of the day of Judgment. Encourage your child to perform the five daily prayers on time. Go through the links on the Arabic YouTube channel so that you can help your child learn more at home about the topic.</p>	<p>Arabic and Islamic YouTube Channel</p>
French Unit En ville	<p>To name different places in the city.</p> <p>Describe what is in the city.</p>	<p>Help your child to find the new vocabulary and to create their own dictionary. Create a presentation or poster about different places in the town using directions</p>	<p>Topic :En ville https://www.bbc.co.uk/bitesize/topics/zwddp3/articles/zbpttrd#zwgrr2p</p>



The Winchester School, Jebel Ali

Family Learning Newsletter (Year 6)- June -2024



Ask for and give directions in a city.
To conjugate verb "aller" in present tense.

Encourage your child to read attached story to help him/her to expand their vocabulary.

Practice :



<https://quizlet.com/502875912/les-lieux-en-ville-flash-cards/>
<https://quizlet.com/502875912/test?funnelUUID=b0652d54-49fd-4229-a427-79e0ade7a31d>
<https://quizlet.com/502875912/match?funnelUUID=6bfcd25c-45a0-471e-a4e5-8d19e689afee>
https://www.languagesonline.org.uk/French/Primary/En_Ville/4.htm
https://www.languagesonline.org.uk/French/Primary/En_Ville/3.htm
https://www.languagesonline.org.uk/French/Primary/En_Ville/2.htm
https://www.languagesonline.org.uk/French/Primary/En_Ville/19.htm

Grammar/ Verbe aller in present tense

<https://quizlet.com/85644343/le-verbe-aller-flash-cards/>
<https://quizlet.com/85644343/test?funnelUUID=6a65f60a-a149-4ba4-b507-07325f97345e>
<https://quizlet.com/85644343/match?funnelUUID=a9ab2cf2-bdb7-4393-ab43-8eb7ab78f6ce>

Story reading



The Winchester School, Jebel Ali



Family Learning Newsletter (Year 6)- June -2024



			https://www.bbc.co.uk/bitesize/topics/zixpyk7/articles/z62rrj6
Physical Education Activity 1	Sports Quiz	<p><u>Talk and Encourage the children to do the following:</u></p> <p><u>Instructions</u></p> <p>Encourage children to take part in Board Games, like ludo, carom & chess. It will help them to encourage critical thinking and problem solving and accomplish objectives of curriculum frameworks. Board games can provide students with opportunities to apply concepts they have learned. Encouraging children to be take part in Sports quiz competitions to develop knowledge about the games.</p>	<p><u>Useful sites:</u></p> <p>Links:</p> <p>Sports quiz 1</p> <p>Sports Quiz 2</p> <p>Chess</p> <p>Ludo</p> <p>Carom</p>
Activity 2	Sports Quiz		
Activity 3	Board games – Carom, Chess and Ludo		
Activity 4	Board games – Carom, Chess and Ludo		
Information and Communication Technology	<p>App Making</p> <p>To research about applications of ICT in education.</p> <p>To explore the advantages of using Apps in education.</p> <p>To design an app using MIT App inventor.</p>	<p>Health & Safety</p> <p>Discuss with your child the general safety in using a computer and e-safety rules, particularly if accessing the Internet.</p> <p>Encourage good posture when sitting at the computer.</p> <p>Encourage your child to research about various apps used in education and their features</p> <p>Motivate your child to research about various advantages of using Apps in education and create a power point presentation based on this.</p>	<p>Benefits Of Using Mobile Apps In Education - eLearning Industry</p> <p>24 Best Apps For Teachers and Educators 2021 - Teacher Apps (redbytes.in)</p>
Music (Joyson)	<p>Improving child’s confidence and musicality through music letter names reading.</p> <p>We explore the music notes in a specific song “Faded”. So that</p>	<p>Let the child understand the music note and the finger position on the recorder.</p> <p>Ask the child to perform it with the beat. Below mentioned link is for the beats.</p>	<p>Grade 6.mp4</p>



The Winchester School, Jebel Ali

Family Learning Newsletter (Year 6)- June -2024



	<p>they are able to play in the recorder.</p>		
<p>Music (Kiko)</p>	<p>Improving children’s confidence and musicality through singing actions songs and chanting rhymes. Kinds of Notes and Rests Playing with a recorder</p>	<p>Encourage your child sing action songs at home. Ask your child to perform the songs we learned in school. Help your child choose which other songs they know aside from the songs taught in school and let them invent their own singing actions. <u>Encourage your child to practice recorder at home.</u></p>	<p>https://www.timeout.com/new-york-kids/music/best-kids-songs Kinds of Notes and Rests.mp4</p>
<p>Music (Sunil)</p>	<p>Learning how to play the song “UAE national anthem” on recorder</p>	<p>Let your child practice at home, even though there will be squeaking. Be an audience and check if the child is holding the recorder properly.</p>	
<p>Moral Education Exercises- It’s types</p> 	<p>To explore the types of exercises and to classify different types of exercises to stay fit.</p> 	<p>Talk: Talk with your child about the importance of exercise for overall health and well-being. Also discuss the benefits of regular physical activity, such as improved mood, increased energy levels, better sleep, and reduced risk of chronic diseases.</p> <p>Share: Share the importance of incorporating a variety of exercises into a fitness routine to achieve a well-rounded approach. Discuss with students to consider their fitness goals, preferences, and any specific health considerations when designing their exercise routines.</p> <p>Encourage: Encourage students to explore different types of exercises beyond the classroom setting and incorporate</p>	



The Winchester School, Jebel Ali

Family Learning Newsletter (Year 6)- June -2024



them into their daily lives. Provide resources such as reputable websites, books, or local fitness classes where students can further explore their interests in specific types of exercises.

Explain: Explain how physical activities promote flexibility and balance, such as yoga or pilates, can enhance posture, reduce the risk of injury, and contribute to overall well-being.

Research: Research how aerobic exercises, such as running or cycling, and strength training, including bodyweight exercises or resistance training, can improve cognitive function, academic performance, and overall physical health in students.