

<p>Prime Area Personal, Social and Emotional Development</p>	<p>Building relationships: Form positive attachments to adults and friendships with peers.</p> <p>Understanding emotions: Show an understanding of their own feelings and those of others, and begin to regulate their behavior accordingly.</p> <p>Managing Self: Explain the reasons for rules, know right from wrong and try to behave accordingly.</p>	<p>Talk to your child how to talk confidently and form positive relationship with others. Build strong, trusting relationships with the adults in your child's life (friends, coaches, etc.) and demonstrate open communication. Encourage playdates and group activities that allow your child to interact with peers. Model positive social interactions and problem-solving skills during playtime.</p> <p>Share books with stories about characters that follow or break rules, and the effects of their behaviour on others (e.g., Mr. Men series). Help them understand what is right and wrong. Provide activities that encourage give-and-take or sharing things to be fair. Be alert to justice and let your child see that issues are addressed and resolved. Discuss rules and fairness with your child and appreciate them for being kind and helpful by giving them stickers, etc.</p> <p>Model the golden rules which they have to follow in their daily life and talk about the reason to follow them and their consequence. Encourage your child to use the Golden words like- please, thank you, sorry, your welcome.</p>	<p>Making relationship</p>
<p>Physical Development</p>	<p>Moving and handling: Negotiate space and obstacles safely with consideration for themselves and others.</p> <p>Managing Self: Shows understanding of the need for safety when tackling new challenges and considers and manages some risks by taking independent action or by giving verbal warning to others.</p>	<p>Talk to your child about the need to match their actions to the space they are in. Provide structured play activities that incorporate elements of navigating space and obstacles safely. For example, set up an obstacle course with soft play equipment where children can crawl under, climb over, and move around obstacles.</p> <p>Involve your child in creating safety rules for different situations at home. This will help them understand the importance of safety and also gives them a sense of ownership and responsibility. Act out a fire safety drill at home. Discuss escape routes, meeting points, and the importance of staying low in case of smoke. Make it a fun and educational activity for the whole family.</p>	<p>Safety</p>
<p>Specific Area Literacy</p>	<p>Reading</p>	<p>Provide a variety of texts, including decodable texts, and encourage your child to utilise all of their skills, including their</p>	

Read words consistent with their phonic knowledge by sound blending.

Stories

- **How to catch a star – Oliver Jeffers**
- **The first hippo on the moon – David Williams**
- **Commotion in the ocean – Giles Andreae**
- **Tiddler- Julia Donaldson**

Writing:

Spells words by identifying sounds in them and representing the sounds with a letter.

Write simple phrases and sentences that can be read by others.

Jolly Phonics

Recap of ai, j, oa, ie, ee, z, w, ng, v, oo, oo, y, x, ch, sh, th, qu, ou, oi sounds. Blending consonant, vowel, consonant (CVC) words for reading and writing. Recap of tricky words will, when, why which, what.

phonics knowledge, to practice reading with the skills and knowledge they have. Establish a word wall in your home where your child can display and organise new words they encounter in their reading.

Engage your child in the exploration of fascinating topics such as day and night animals, stars, planets, and the wonders of space. **Encourage** talking about how stars and the moon reflect in the water and the night sky. Explore the beauty of moonlit nights and twinkling stars. Dive into conversations about the incredible creatures that live beneath the surface of the water, from colorful fish to majestic whales.


Encourage your child to keep a writing journal where they can freely express their thoughts, ideas, and experiences. Offer prompts or topics related to their interests to inspire writing. Involve your child in writing down simple recipes for their favourite dishes or snacks. Help your child create their own storybooks by writing and illustrating their stories. Create an underwater animal storybook with your child by brainstorming ideas, writing a story, illustrating pages, and sharing their finished creation with family and friends, fostering creativity and storytelling skills.

Encourage your child to write the words by sounding out. Find things with letter sound of letters ai, j, oa, ie, ee, z, w, ng, v, oo, oo, y, x, ch, sh, th, qu, ou, oi. Find the sounds in books and magazines and highlight the words. Practice writing and reading High Frequency words by look say, cover, write and check. **Encourage** your child to read captions and sentences, simple story writing and alliterations. simple words by sounding out the letter sounds and blending them to make simple words.

How to catch a star- Oliver Jeffers




The first hippo on the moon-David Williams




Commotion in the ocean- Giles Andreae



Tiddler-Julia Donaldson



<p>Mathematics</p>	<p>Numerical patterns Explore and represent patterns within numbers up to 10, including evens and odds, double facts and how quantities can be distributed equally.</p>	<p>Encourage your child to make a number chart up to 10 and ask them to identify the even and odd numbers. Then, ask them to colour blue for even numbers and yellow for odd numbers to visually represent them.</p> <p>Encourage your child to make up their own story problems and solve them. Ex: My mum gave me 2 chocolates and my dad gave me double the chocolates that mum gave me, how many chocolates did my dad give me?</p> <p>Help your child to understand that five fingers on each hand make a total of ten fingers altogether, or that two rows of three eggs in the box make six eggs altogether.</p> <p>Encourage your child to make up their own word problems on doubling for others to solve. Give your child a plate of snacks and have them share equally with their siblings. Encourage your child to count the snacks and divide them equally among them.</p>	<p>Odd and even</p>
<p>Understanding the World</p>	<p>The Natural World Explore the natural world around them, making observations and drawing pictures of animals and plants.</p> <p>People and communities Know some similarities and differences between different religious and cultural communities in this country, drawing on their experiences and what has been read in class.</p> <p>Technology Completes a simple program on electric devices</p>	<p>Encourage your child to experiment with different positions and distances to see how the shadows change. Shadow play can help your child understand the concept of light and how it interacts with objects. Share pictures or videos of underwater animals living in these habitats, such as fish, dolphins, turtles, and octopuses.</p> <p>Encourage your child to do a Night Sky Observation: On a clear evening, go outside with your child to observe the night sky. Use a blanket to lie down and gaze at the stars and the moon together. Talk about how people from different cultures have their own stories about the stars and the moon.</p> <p>Virtual Aquarium Visits: Take a virtual tour of aquariums or marine life centers from around the world using virtual reality (VR) apps or online videos. Explore different exhibits and learn about underwater animals and their habitats through immersive digital experiences.</p>	<p>Shadows</p>

<p>Expressive Art and Design</p>	<p>Creating with materials: Safely use and explore a variety of materials, tools and techniques, experimenting with colour, design, texture, form and function.</p> <p>Being imaginative and expressive: Sing a range of well-known nursery rhymes and songs; Taps rhythms to accompany words, eg Tapping the syllables of names/objects/animals/lyrics of a song.</p>	<p>Provide your child with magazines, newspapers, and colored paper. Let them cut out pictures of different ocean animals and create a collage. Encourage your child to arrange the animals on a large piece of paper to create an underwater scene. Collect seashells from the beach. Encourage your child to design the sea shells using colours and glitters.</p> <p>Create a musical underwater adventure: Use musical instruments or homemade shakers to create sounds that mimic underwater movements or the twinkling of stars. Encourage your child to tap rhythms to accompany words or actions related to underwater animals or celestial bodies, fostering musicality and coordination.</p>	<p>Underwater animals art work</p>																
<table border="0"> <tr> <td colspan="2" data-bbox="163 643 645 671"><u>Coming Up Events-</u></td> <td colspan="2"></td> </tr> <tr> <td data-bbox="163 679 645 708">International Mother's Day</td> <td data-bbox="663 679 949 708">Tuesday, 14th May</td> <td colspan="2"></td> </tr> <tr> <td data-bbox="163 716 645 745">International Day of Families</td> <td data-bbox="663 716 949 745">Wednesday, 15th May</td> <td colspan="2"></td> </tr> <tr> <td data-bbox="163 753 645 782">Global Day of Parents</td> <td data-bbox="663 753 949 782">Friday, 31st May</td> <td colspan="2"></td> </tr> </table> <div data-bbox="1585 651 1839 815" style="text-align: right;">  <p>The logo features the word 'UP' in a large, stylized green font with a blue outline, positioned above the word 'coming' in a smaller green font. Below these, the word 'EVENTS' is written in a blue, serif font. Three red stars are scattered around the 'UP' text.</p> </div>				<u>Coming Up Events-</u>				International Mother's Day	Tuesday, 14 th May			International Day of Families	Wednesday, 15 th May			Global Day of Parents	Friday, 31 st May		
<u>Coming Up Events-</u>																			
International Mother's Day	Tuesday, 14 th May																		
International Day of Families	Wednesday, 15 th May																		
Global Day of Parents	Friday, 31 st May																		