




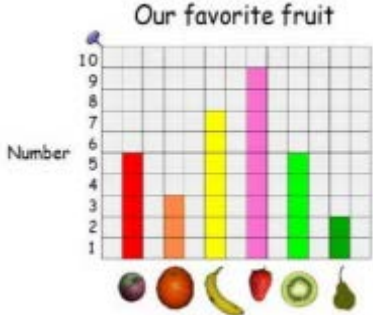

The Winchester School

Family Learning Newsletter (Year 1) – May 2024



Area of learning	Focus	Home activities - help your child at home	Useful websites
English	<p>Spelling To use phonic knowledge to spell 'words ending with 'ore' and 'v' sound.</p> <p>E.g. – ore – shore and core v – cave, have, olive and hive</p> <p>Grammar and Punctuation To use capital letters for I and names of people, animals or a place</p>	<p>Fold three columns on a piece of paper, and label one column 'trace', the next 'copy' and the last 'recall'. Write the word in the first column, and have your child trace the letters. Next have your child copy the word by looking at what he /she's just written. Finally, have your child fold (and hide) the first two columns and recall the spelling of the word independently.</p> <p>Jumble up all the words in a sentence excluding the punctuation.</p> <p>ENCOURAGE your child to rearrange the words to frame a correct sentence and punctuate appropriately. Have a short conversation each day by taking turns to TALK with punctuation. E.g. Say...</p> <p>How are you today? - Question mark. The child replies....'I am fine''. - Full stop.</p>	<p>Or, Oor and Ore Words.docx</p> <p>V words.docx</p> <p>https://wordwall.net/resource/26411512/initial-sound-sort-vw</p> <p>Punctuation Marks.docx</p> <p>https://wordwall.net/resource/18813731/capital-letters</p>

	<p>Prefixes -re</p> <p>Syllables</p>	<p>A prefix is a sound or group of letters that attach to the front of a root word, for example, 'un' or 're' What does a prefix do? A prefix changes the meaning of the root word. What is a root word? A root word is a basic word, from which other words are made, when prefixes and suffixes are added.</p> <p>Activity : Give your child a jumbled-up list of root words and prefix -re words. Then ask them to sort the words. This is a great way to show your child the difference between the words, allowing them to recognise prefix words within sentences.</p> <p>A syllable is a single, unbroken vowel sound within a spoken word. They typically contain a vowel, or two if one is silent, and perhaps one or more accompanying consonants. All words are made from at least one syllable.</p> <p>Activity: Show a picture card (e.g., "cat") and say the word aloud. Demonstrate how to clap out the syllables while saying the word. For example, "cat" has one clap, indicating one syllable. Show more picture cards, one at a time, and have students say the word aloud while clapping out the syllables. Encourage them to count the number of claps.</p>	<p>Prefix re.docx</p> <p>https://wordwall.net/resource/24647651/prefix-re</p> <p>Syllables.docx</p> <p>https://wordwall.net/resource/1661851/reading/syllable-match-up-game-vc-cv</p>
--	--	---	---

		Write each word on the whiteboard or chart paper and draw lines to represent the syllables.	
<p>Mathematics</p>	<p>To describe position, direction and movement, including whole, half, quarter and three-quarter turns.</p> <p>To sort objects and answer questions from tables / lists, block graphs/ pictograms etc.</p>  <p>To solve problems involving multiplication by counting in 2, 5 and 10.</p> 	<p>Talk to your child about the turns by relating whole, half, quarter and three-quarter turns to reading time. Make your own clock using paper plate or use a toy clock. Show to your child that an hour takes a whole turn and half an hour takes half a turn. Now challenge your child by asking questions like It is 3 O' clock. What will be the time half an hour later? Will the minute hand take a whole turn or half turn?</p> <p>Encourage your child to show the time after taking quarter turn by asking if the time is 12 O'clock what will the time after taking quarter turn and three-quarter turns.</p> <p>Challenge time:</p> <p>Talk to your child about how to go about making a weekly shopping list and sort the things in a table, block graph or pictogram as fruits, vegetables, tissue boxes, stationary etc. Let them find out the least and the most purchased group of items.</p> <p>Share a jar of red beans, marbles and dry nuts with your child and ask them to count in 2's, 5's and 10's. Keep all the U.A.E. currency notes on the table and give away 5, AED 5 notes and ask how much money do we have</p>	<p>Position and direction</p> <p>Pictograph Games</p> <p>Count in multiples</p>

here? Can we swap it with any other note? Repeat with 10, AED 10 notes ask them can we swap these notes for AED 100 notes.

Science

Seasons:

To explore the changes across seasons.

To investigate how distance from the sun affects the changes in seasons.


To describe how plants and animals change with different seasons.



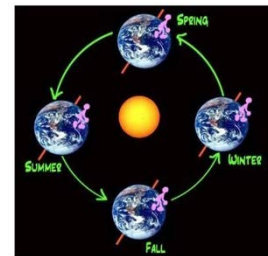
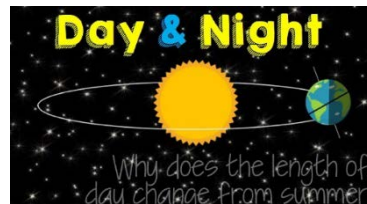
EXPLORE, RESEARCH and SHARE information on changes across seasons.

Let the child describe seasons with the appropriate changes in weather. **ENCOURAGE** your child to describe how day length varies in different seasons.

ENCOURAGE your child to **TALK** about seasons in the UAE with seasons in United Kingdom.



Based on the observation, **SHARE** information, suggest and record what happens if the distance of light source (Sun) from a place changes.




[Seasons link.pdf](#)

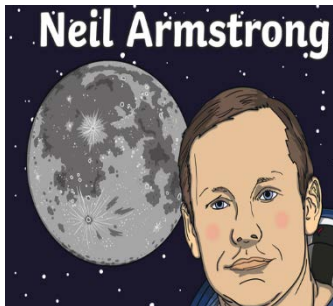
**Humanities
History**

Significant Explorers

To explore the ways in which we can find out about an explorer who lived a long time ago-Ibn Battuta.



To Explore Neil Armstrong's achievements.



Talk to your child about Ibn Battuta, a significant explorer.

Share the explorations that happened many years ago through stories and pictures where possible.

Encourage your child to find the places Ibn Battuta visited on a map.

Key words: Ibn Battuta, explore, exploration, voyage, significant, Muslim, Islam, caravan, the Rihla, long ago, truth, recent.

Talk to your child about the achievements of Neil Armstrong and his team.

Share the explorations in space that have happened recently.

Encourage your child to give their opinion on whether Neil Armstrong should be remembered as the most significant person involved in the moon landing.

Key words: space, Moon, Apollo 11, NASA, the Eagle, astronaut, Neil Armstrong, historic, important, significant, famous, person, people, explorer

Talk to your child about the daily weather patterns.
Share information about how our weather changes throughout the year – seasons.



Ibn Battuta.pdf



Neil
Armstrong_Resources

<p>Arabic for Arabs</p>	<p>الطبيب - المعلم</p> <p>أن يميز التلاميذ رسم التاء المربوطة والتاء المفتوحة.</p> <p>أن يميز التلاميذ ظرف المكان</p> <p>أن يصيغ التلميذ جملاً مركبة.</p> <p>أن يقرأ التلميذ جملاً مركبة .</p> <p>أن يربط التلميذ بين الجمل التي تمّ تعلمها لتكوين فقرة جديدة.</p> <p>أن يصف التلميذ صوراً مختلفة بشكل صحيح.</p>	<p>مساعدة الابن على نطق كلمات بصورة صحيحة.</p> <p>مساعدة الابن على كتابة كلمات بشكل صحيح .</p> <p>مساعدة الابن في جمع صور للأحداث والصور التي تعلمها.</p> <p>مساعدة الابن في إعداد معجم صغير مرفق بصور عن الكلمات التي تعلمها.</p> <p>إملاء الجمل التي تمّ تعلمها بصورة دورية.</p> <p>ربط الكلمات بحياته اليومية من خلال البحث في أعباه أوداخل البيت وخارجه ويعبر عنها بجمل اسمية وفعلية.</p> <p>يمكن لولي الأمر الدخول من خلال الرابط المرفق لموقع قناة اللغة العربية والتربية الإسلامية الخاص بمدرسة ونشستر ومتابعة التسجيلات الخاصة بالدروس ومشاركتها مع التلميذ وتدوين ما تعلمه في دفتره المدرسي.</p>	<p>منصة عصافير للقراءة</p> <p>قناة اللغة العربية والتربية الإسلامية بمدرسة ونشستر</p>
<p>Arabic for Non Arabs</p>	<p>How to use the verbs with pronounce.</p> <p>Lesson about (الفواكه)</p> <p>Connectives (then – while)</p> <p>How to use:</p> <p>I prefer Because.</p> <p>I go toto buy.....</p> <p>Using the colour and adjective with fruits.</p> <p>Joining letter to make a word.</p> <p>How can write sentences? كيف تكتب جملاً</p>	<p>Ask your child to speak about his-her favourite fruits.</p> <p>Print and make the Alphabets as a booklet.</p> <p>Watch Arabic cartoon related to the topic.</p> <p>Draw or print some pictures and find the meaning of these words in Arabic using google or Arab friend.</p> <p>Go through the links on the Arabic YouTube channel so that you can help your child learn more at home about the topic.</p>	<p>Arabic and Islamic YouTube Channel</p>
<p>Islamic Education for Non Arabs</p>	<p>Chapter 2 : Surat Al Iklas</p> <p>To recite Surat Al-Ikhlās according to Tajweed rules.</p>	<p>Please encourage your child to memorize the honorable Hadith.</p> <p>Encourage your child to learn the dua taught in class.</p>	<p>Arabic and Islamic YouTube Channel</p>

	<p>To find out the importance of Surat Al-Falaq.</p> <p>To give the general meaning of Surat Al-Iklas.</p> <p>The best among you the one who learn</p> <p>To read the honorable Hadith from memory.</p> <p>Explain the overall meaning of the Hadith.</p>	<p>Encourage your child to memorize surat Al-Falaq and Surat Al-Nas.</p> <p>Practice Surat Al Fatiah, Al Nas, Surat Al Falaq, and Surat Al Iklas every week with your child.</p> <p>Encourage your child to learn the Duaa taught in class.</p> <p>Go through the links on the Arabic and Islamic YouTube channel so that you can help your child learn more at home about the topic</p>	
<p>Islamic Education for Arabs</p>	<p>سورة العصر</p> <p>أن يتلو الطالب السورة تلاوة صحيحة.</p> <p>أن يميز الطالب بعض صفات التوحيد.</p> <p>أن يميز الطالب قدرة الله على كل شيء</p> <p>أحب مخلوقات ربي</p> <p>أن يميز التلميذ مخلوقات الله من حوله .</p> <p>أن يوضح التلميذ كيف يتعامل مع مخلوقات الله.</p> <p>أن يذكر التلاميذ ثواب رحمة المخلوقات الضعيفة .</p> <p>الرحمة</p> <p>أن يستنتج الطالب أهمية الرحمة</p> <p>أن يعدد الطالب أوجه التراحم</p> <p>أن يستنتج الطالب ثواب الرحمة.</p>	<p>حث الطالب على الاقتداء بالنبي صلى الله عليه وسلم في القول والفعل.</p> <p>حث الطالب على التزام حسن الخلق.</p> <p>حث الطالب على الاستماع للسورة من خلال المصحف المعلم .</p> <p>تشجيع الطالب على الرحمة مع مخلوقات الله.</p> <p>يمكن لولي الأمر الدخول من خلال الرابط المرفق لموقع قناة اللغة العربية والتربية الإسلامية الخاص بمدرسة ونشستر ومتابعة التسجيلات الخاصة بالدروس ومشاركتها مع التلميذ وتدوين ما تعلمه في دفتره المدرسي.</p>	<p>قناة اللغة العربية والتربية الإسلامية بمدرسة ونشستر</p>

Physical Education	<p>Activity 1 Basketball: Stationary Shot</p> <p>Activity 2 Fitness test: Fitness test</p> <p>Activity 3 Board Games: Snakes and ladders</p> <p>Activity 4 Board Games: Ludo</p>	<p><u>Talk and Encourage</u> the children to do the following:</p> <p><u>Proper warm up</u></p> <p>The students will do the proper warm up and will practice the skills with basic rules.</p> <p>Follow the links for the skills and rules</p> <p><u>Cooldown</u></p> <p>After the game students will do proper cooldown activity.</p>	<p>Basketballl stationary shot.mp4</p> <p>Fitness Test.mp4</p> <p>How to play Snakes and Ladders.mp4</p> <p>How to play Ludo.mp4</p>
Information and communication Technology	<p>To explore different word tools to create an attractive word document inserting clipart.</p> <p>To explore the elements of the MS PowerPoint program.</p> <p>To understand how to create a new presentation.</p> <p>To add and format an image.</p> <p>To reorder slides and present a presentation.</p>	<p>Explore and Research about the different word tools.</p> <p>ENCOURAGE your child to type a short story and insert a clipart for it.</p> <p>Explore and Research about the various elements of MS PowerPoint.</p> <p>ENCOURAGE your child to create a small presentation of their own choice, add an image in it and they can present it in class.</p>	<p>https://www.youtube.com/watch?v=4D8DcstpGEg</p> <p>https://www.youtube.com/watch?v=d9JmciD5gLY</p> <p>https://www.youtube.com/watch?v=XF34-Wu6qWU</p>
Music (Kiko)	<p>Improving children’s confidence and musicality through singing actions songs.</p>	<p>Encourage the child sing action songs a thome.</p> <p>Ask the child to perform the songs we learned in school.</p> <p>Help the child choose which other songs they know aside from the songs taught in school and let them invent their own singing actions.</p>	

<p>Music (Joyson)</p>	<p>Improving child's confidence and musicality through singing actions songs</p> <p>Sing Bim Bum action song</p>	<p>Let the children sing action songs at home.</p> <p>Ask the child to perform the songs we learned in school.</p>	<p>year 1 Bim Bum ~ A Clapping Game Song.mp4</p>
<p>Music (Sunil)</p>	<p>Read and play Musical notes with the help some words (Bee, Glow- worm, Butterfly and caterpillar)</p>	<p>Let the Children play the rhythm with the help of words by clapping (Bee, Glow- worm, Butterfly and caterpillar)</p> <p>Ask the child how to play Music with the help of (Bee, Glow- worm, Butterfly and caterpillar) by clapping</p>	
<p>Moral Education</p>	<p>To discuss what makes us happy.</p> <p>Why do you need to be happy?</p>	<p>TALK to your child about why experiencing happiness is important for our emotional and physical health. A stronger sense of happiness and wellbeing has been shown to lead to better relationships, increase social connection and contribution to the lives of others, as well as contributing to healthier physical wellbeing.</p> <p>Ask them how to show happiness to people around them?</p>	<p>https://www.tinytap.com/activities/g4gy/play/happiness-is-sharing</p>