





The Winchester School, Jebel Ali

Family Learning Newsletter (Year 2) May - 2024




Area of learning	Focus	Home activities/How can you help your child at home.	Useful websites
<p>English</p>	<p>Spelling To learn words that sound the same but are not spelt the same and do not mean the same (homophones). To know the correct meaning of a homophone pair.</p> <p>Punctuation To effectively use punctuation learnt, in stories and other creative writing tasks. To understand the significance of punctuation in improving fluency and expression or reading and writing.</p> <p>Information text To research and write an information text. To confirm the understanding of informational text by asking and answering questions about key details.</p>	<p>Share a few homophones with your child and have them think of some more and make a list of pairs of homophones. Encourage them to frame sentences using pairs of homophones in each sentence. Examples: His <u>son</u> doesn't like playing in the <u>sun</u>. The student <u>won</u> <u>one</u> trophy.</p> <p>Encourage the use of Kung Fu punctuation during writing activities related to stories or letters. Discuss the importance of using punctuation correctly to enhance writing clarity and expression.</p> <p>Share the responsibility with your child to research on any topic (animal/landmark) and elicit the special features.</p> <p>Share with your child any extra interesting information you have about the topic. Encourage your child to use appropriate vocabulary, time connectives and correct grammatical syntax as this will ensure quality in the written tasks.</p>	<p>Homophones</p>  <p>Kung-fu punctuation</p> <p>Information Text</p>



The Winchester School, Jebel Ali

Family Learning Newsletter (Year 2) May - 2024



	<p>To discuss the difference between pictures and photographs.</p> <p>Grammar</p> <p>To use the suffix “er” and “est” to create comparative and superlative adjectives.</p> <p>Text Level</p> <p>Fiction with a message</p> <p>To explore dialogue through role play.</p> <p>To explore different story endings.</p> <p>To be able to write a book review.</p>	<p>Display a set of similar types of objects, differing in size, shape, etc. For example, apples, glasses, spoons, etc. Ask your child to arrange these items in order. Encourage them to describe each of these items using adjectives ending with</p> <p>-er or -est. For instance, the red ball is bigger than the blue ball, but the green one is the biggest.</p> <p>Talk with your child about a favourite author and the various types of books they have written. Share your personal response to their works and encourage your child to make independent choices about their reading preferences.</p> <p>Visit a bookshop with your child and engage in discussions about the books on display. Encourage them to speculate about the content of the books based on their titles and cover illustrations. Ask questions like, "What do you think this story is going to be about?" or "What kind of characters do you think are in the story?"</p> <p>Share the responsibility with your child to research a topic of interest, such as an animal or landmark. Discuss the unique features of the topic and encourage your</p>	<p>suffixes er-est</p> <p>The Cautious Caterpillar</p> <p>The Camping Trip</p> 
--	--	---	---



The Winchester School, Jebel Ali

Family Learning Newsletter (Year 2) May - 2024



		<p>child to use descriptive vocabulary and correct grammar when presenting their findings.</p> <p>Organise a get-together with your child's friends and assign different parts of a story for them to act out. Encourage creativity and collaboration as they bring the story to life through their performances.</p>	
--	--	--	--



The Winchester School, Jebel Ali

Family Learning Newsletter (Year 2) May - 2024



Mathematics

Multiplication and Division

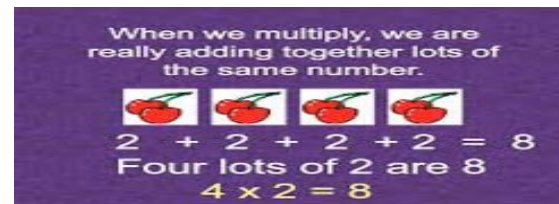
To solve mathematical statements for multiplication and division within the multiplication tables of 2,3,4,5 and 10 and write them using the multiplication (\times), division (\div) and equals (=) signs.

To show that multiplication of two numbers can be done in any order (commutative) and division of one number by another cannot.

Encourage your child to see the patterns. Highlight the facts you already know on the square and then start to work on selected table facts. Children can be given times table squares like this one to complete with the missing table facts they are working on.

1	2	3	4	5	6	7	8	9	10
2	4	6	8	10	12	14	16	18	20
3	6	9	12	15	18	21	24	27	30
4	8	12	16	20	24	28	32	36	40
5	10	15	20	25	30	35	40	45	50
6	12	18	24	30	36	42	48	54	60
7	14	21	28	35	42	49	56	63	70
8	16	24	32	40	48	56	64	72	80
9	18	27	36	45	54	63	72	81	90
10	20	30	40	50	60	70	80	90	100

Play rhyming games with your child. Recite rhymes or share song lyrics that contain number concepts and themes. Children will enjoy the rhyming sounds and will learn addition and subtraction concepts.



[Multiplication and Division](#)


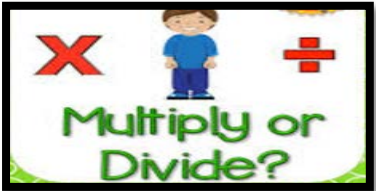
[Multiplication and Division](#)



The Winchester School, Jebel Ali

Family Learning Newsletter (Year 2) May - 2024



	<p>Solve problems involving multiplication and division, using arrays, repeated addition and multiplication and division facts, including problems in contexts.</p>	<p>Talk to your child that division is the opposite/inverse of multiplication in mathematics. Division allows us to</p>  <p>divide or 'share' numbers to find an answer.</p> <p>QUESTIONS TO ASK</p> <p>How can you make 40 by multiplying by 5 or 10?</p> <p>What do you notice when you multiply/divide a number by 10? How does the answer differ from the starting number?</p> <p>Create your own number story based on real life and share them with your child. Encourage your child to create word problems of their own using their math skills and have them challenge their family members.</p>	<p>Division</p> 
--	---	---	---



The Winchester School, Jebel Ali

Family Learning Newsletter (Year 2) May - 2024




	<p>Measurement Temperature To compare temperatures using terms such as "hotter", "colder", "warmer", or "cooler"</p> <p>To estimate and compare, then read a thermometer and record the temperature in degrees Celsius.</p>	<p>QUESTIONS TO ASK</p> <p>What is 10 multiplied/divided by 5?</p> <p>What real-life example can you think of for that multiplication/division fact?</p> <p>Challenge:</p> <p>How quickly can you finish this pattern?</p> <p>$1 \times 5 = 5$</p> <p>$2 \times 5 = 10$</p> <p>Can you also say the facts as divisions?</p> <p>Talk to your child that that temperature means degree of hotness or coldness of an object. Emphasize that in each case a change is happening, either by adding heat or taking heat away. Share with your child that a thermometer is used to measure the temperature of any object in degrees Celsius which is the standard unit for measuring temperature.</p>	<p>Reading temperature</p> <p>Thermometer</p>
--	--	---	---



The Winchester School, Jebel Ali

Family Learning Newsletter (Year 2) May - 2024



Science

Plant growth.

To explore factors affecting the growth of the plant.



To compare bulbs and seeds.

ASK your child to **share** their ideas on how to investigate the factors which affect the growth of a plant.
DISCUSS with your child how plants need water, light, soil, and a suitable temperature to grow and stay healthy.

EXPLORE, RESEARCH and **SHARE** information on the functions of different parts of a plant with your child. What do plants need to carry on growing healthy?

ENCOURAGE your child to talk to you about the AIM, PREDICTION, MATERIALS REQUIRED, METHOD and how it will be a fair test.

Challenge your child by asking will it be a fair test if he uses different types of plants to do the investigation.

DISCUSS with your child the main differences between seeds and bulbs and **SHOW** children that plants grow from bulbs as well as seeds.

Use Autumn Bulb Planting to help children identify parts of a plant and to look at the condition's plants need to grow.



[Life cycle of a Plant.pdf](#)



[Plant growth from seed.avi](#)




[Plant growth from bulb.pdf](#)



The Winchester School, Jebel Ali

Family Learning Newsletter (Year 2) May - 2024





<p>Humanities</p> <p>Geography</p>	<p>Mapping Skills: Atlas skills - The UK and the world</p> <p>To explore the use of an atlas.</p> <p>Key vocabulary: map symbols, atlas, index, page numbers, contents, key, human, physical, continent, country, capital city, cartographer, continent, ocean, countries.</p>	<p>Talk to your child about the use of atlases and globes to locate the world's seven continents, five oceans, the UAE, and their home country.</p> <p>Share with your child the key features of an atlas and how the index is used to locate the pages with the relevant information they require.</p> <p>Encourage your child to write the names of the emirates in the UAE, the countries of the UK and their home country in alphabetical order as they would appear in the index of an atlas.</p>	<p> Knowledge Organiser.pdf</p> <p> Finding Places.pdf</p>
<p>UAE Social Studies</p>	<p>Islam and the UAE</p> <p>To explore the religion and culture of the UAE.</p> <p>Key vocabulary: Islam, Muslim, Ramadan, prayer</p> <p>Food in the UAE</p>	<p>Talk to your child about the importance of respecting the culture and laws of the UAE.</p> <p>Share with your child why Friday is a special day for Muslims.</p> <p>Encourage your child to describe the traditional dress in the UAE.</p> <p>Talk to your child about the traditional Emirati dishes.</p>	<p> Islam and the UAE.pdf</p>



The Winchester School, Jebel Ali

Family Learning Newsletter (Year 2) May - 2024



	<p>To explore the traditional food in the UAE.</p> <p>Key vocabulary: diet, healthy, dish, ingredients</p> <p>Museums in the UAE</p> <p>To explore the museums in the UAE.</p> <p>Key vocabulary: museum, history, object, invention.</p>	<p>Share with your child the traditional food from different countries available in the UAE.</p> <p>Encourage your child to explore what people in the UAE ate in the past.</p> <p>Talk to your child about the different things you can learn about at museums.</p> <p>Share with your child the names of the different museums in the UAE.</p> <p>Encourage your child to decide which museum they would like to visit and why. Then go and visit it!</p>	 <p>Food in the UAE.pdf</p>  <p>Museums in the UAE.pdf</p>
<p>Arabic for Arabs</p>	<p>قصة " مثلث ودائرة "</p> <p>أن يحدد التلاميذ شخصيات القصة أن يكتب التلاميذ المكان والزمان أن يضع التلاميذ عنواناً آخر للقصة . أن يضع التلاميذ نهاية جديدة للقصة . أن يكتب التلاميذ ملخصاً للقصة . أن يحدد التلاميذ الجمل الاسمية والفعلية في القصة .</p> <p>نشيد " علمتني نملة "</p> <p>أن يحدد التلاميذ مفردات النص . أن يميز التلاميذ الفرق بين الشعر والنثر .</p>	<p>يساعده في البحث عن قصص أطفال مصورة وإعادة ترتيبها . يساعده في قراءة إحدى القصص وتحديد عناصرها . تدريب الطالب على وصف الأشياء من حوله مستخدماً الجملة الاسمية والفعلية . تدريب الطالب بالمنزل على القيام ببعض الأعمال غير التقليدية والأشياء التي يرغب فيها والكتابة عنها مستخدماً التعبيرات الحقيقية والمجازية . يمكن لولي الأمر الدخول من خلال الرابط المرفق لموقع قناة اللغة العربية والتربية الإسلامية الخاص بمدرسة ونشستر ومتابعة التسجيلات الخاصة بالدروس ومشاركتها مع التلميذ وتدوين ما تعلمه في دفتره المدرسي.</p>	<p>قناة اللغة العربية والتربية الإسلامية بمدرسة ونشستر</p>



The Winchester School, Jebel Ali

Family Learning Newsletter (Year 2) May - 2024




	<p>أن يحدد التلاميذ المعنى الإجمالي للنص . أن يميز التلاميذ الأسلوب التعبيري الحقيقي والمجازي .</p>		
Arabic for non-Arabs	<p>Shopping (التسوق) To use the new words in sentences. To describe a day in the mall using different adjectives. To conjugate the new verbs with the pronouns in sentences. Healthy foods, Unhealthy foods) الطعام الصحي وغير الصحي) To describe Healthy foods using different adjectives. To create a dialogue in Arabic about food. To conjugate the new verbs with the pronouns in sentences. To create a simple paragraph about healthy food, and unhealthy food.</p>	<p>In every lesson, we provide the students with new words with their meanings to help your child memorize and use in sentences of his/her own. Ask your child to speak about his - her food. Ask your child to describe a day in the mall. Go through the links on the Arabic YouTube channel so that you can help your child learn more at home about the topic.</p>	<p>Arabic and Islamic YouTube Channel</p>
Islamic Education for Arabs	<p>سورة الشمس أن يوضح التلميذ المعنى الإجمالي للسورة. أن يشرح التلميذ قصة قوم ثمود. الله الخالق القدير أن يستنتج التلميذ مظاهر قدرة الله في الخلق. أن يعدد التلميذ نعم الله على الإنسان. الصلاة على النبي أن يوضح التلميذ مفهوم الصلاة على النبي.</p>	<p>يشجع ولي الأمر التلميذ من خلال: حثه على حفظ السورة من خلال المصحف المعلم. حثه على الالتزام بالأخلاق الحسنة في القول والفعل. تشجيعه على شكر الله على نعمه . يمكن لولي الأمر الدخول من خلال الرابط المرفق لموقع قناة اللغة العربية والتربية الإسلامية الخاص بمدرسة ونشستر ومتابعة التسجيلات الخاصة بالدروس ومشاركتها مع التلميذ وتدوين ما تعلمه في دفتره المدرسي.</p>	<p>قناة اللغة العربية والتربية الإسلامية بمدرسة ونشستر</p>



The Winchester School, Jebel Ali

Family Learning Newsletter (Year 2) May - 2024



	أن يوضح التلميذ فضل الصلاة على النبي.		
Islamic Education for non-Arabs	<p><u>Lesson1</u>: Prophet's Manners To evaluate how to follow the example of Prophet Muhammad (PBUH) in mercy and kindness.</p> <p>Lesson 2: Prayer upon the prophet To apply the guidance of the noble hadith.</p> <p><u>Lesson 3</u>: Ali Ibn Abi Talib (Biography)</p>	<p>Encourage your child to memorize and understand Surat al-Qadr.</p> <p>Encourage your child to abide by the manners of the prophet Muhammad (PBUH).</p> <p>Encourage your child to perform Salah on time.</p> <p>Encourage your child to watch and read story of Ali ibn Talib</p> <p>Go through the links on the Arabic YouTube channel so that you can help your child learn more at home about the topic.</p>	<p>Arabic and Islamic YouTube Channel</p>
Physical Education	<p>Activity -1 Football- Team Game</p> <p>Activity-2 Fitness Test</p> <p>Activity -3 Board Games- Snake & Ladder</p> <p>Activity -4 Board Games- Ludo</p>	<p><u>Talk and encourage</u> the children to do the following:</p> <p><u>Proper warm up</u></p> <p>The students will do the proper warm up and will practice the skills with basic rules.</p> <p>Follow the links for the skills and rules.</p> <p><u>Cooldown</u></p> <p>After the game students will do proper cooldown activity.</p>	<p>game.mp4</p> <p>Fitness Test.mp4</p> <p>Snakes and Ladders.mp4</p> <p>Ludo Game.mp4</p>



The Winchester School, Jebel Ali

Family Learning Newsletter (Year 2) May - 2024







<p>Information and Communication Technology</p>	<p>To be able to write and edit text for conversation and storytelling.</p> <p>To be able to organize ideas to compose a comic strip.</p> <p>To be able to add scenes, characters to compose a comic strip.</p> <p>To be able to compose a comic strip by differentiating between speech, thought, and exclamation bubbles.</p>	<p>Talk about the uses and importance of using a storytelling (Comic) highlighting what makes it unique.</p> <p>Encourage your child to create comic strips about their favourite book, or movie or food.</p>	<p>https://www.storyboardthat.com/storyboard-creator</p>
<p>Music (Joyson)</p>	<p>Improving a child's confidence and musicality through singing actions songs and singing with the appropriate tune.</p> <p>Song: you are my sunshine</p>	<p>Let the children sing action songs at home.</p> <p>Ask the child to perform the songs we learned in school.</p> <p>Help the child choose which other songs they know aside from the songs taught in school and let them invent their own singing actions.</p>	<p>Year 2 You are my Sunshine.mp4</p>
<p>Music (Sunil)</p>	<p>Read and play Musical notes with the help some words (Bee, Glow- worm, Butterfly, and caterpillar)</p>	<p>Let the Children play the rhythm with the help of words by clapping. (Bee, Glow- worm, Butterfly, and caterpillar)</p> <p>Ask the child to read and play the musical notes without the word support</p>	



The Winchester School, Jebel Ali

Family Learning Newsletter (Year 2) May - 2024



<p>Music (Kiko)</p>	<p>Improving children’s confidence and musicality through singing actions songs and chanting rhymes</p>	<p>Encourage the child to sing action songs at home. Ask the child to perform the songs we learned in school. Help the child choose which other songs they know aside from the songs taught in school and let them invent their own singing actions.</p>	
<p>Moral Education</p>	<p>Topic: Friendship without Troubles! Is it possible?</p> <p>To understand how we should behave towards friends.</p> <p>To recognize What is friendship and why is important to maintain good friendship.</p> <p>Topic: Respecting Others To understand how we can behave with tolerance and respect in our communities.</p> 	<p>Talk to your child about the importance of friendship.</p> <p>Share with your child the importance of having friends and how to respect others.</p> <p>Encourage your child to draw and list the qualities they would like to have in a best friend.</p> 	<p>How to respect others</p>  <p>Poster on being respectful.pdf</p>