


Area of learning	Focus	Activities to help your child at home	Useful Websites/Resources
<p>Literacy</p>	<p><u>Spelling:</u></p> <p>To spell words ending with ‘sion’.</p> <p>To use words with the /ay/spelled ei, eigh, ey.</p> <div data-bbox="398 555 878 975" data-label="Image"> </div> <p><u>Punctuation:</u></p> <p>Use capital letters, full stops, question marks, and speech marks.</p>	<p><u>Talk and Encourage the children to do the following:</u></p> <p>Try out some of the activities to help your child to spell words.</p> <p>Talk to your child about the use of suffixes and their meaning.</p> <p>Discuss the rules for different spellings and identify the root words after the suffix is added.</p> <p>Encourage your child to find the root word and the suffix.</p> <p>Make a list of all the words you find in a text that has a suffix. Your child can then try to frame sentences with each word.</p> <p>Discuss with your child the rules for words sounded as /ay/ but spelt ei, eigh, ey.</p> <p><u>Punctuation:</u> Pause while speaking to your child to enunciate the end of a sentence and encourage your child to remember that full stops mark the end of the sentence.</p> <p>Encourage your child while reading a newspaper report to highlight punctuation</p>	<p>Spelling- ‘sion’</p> <p>Punctuation quiz</p>



The Winchester School, Jebel Ali

Family Learning Newsletter-Year 3-May 2024



Quotation Marks

Form A: tag at end
"Quotation marks can be tricky," remarked Ben.

Form B: tag at beginning
Ben commented, "Quotation marks can be tricky."

Form C: tag in middle
"Quotation marks can be tricky," Ben stated, "but I think I have them figured out now."

Grammar:

To use subordinating conjunctions
To include direct and indirect speech in writing.
The use of Past Tense in report writing.

marks-full stops, capital letters, commas, question marks, exclamation marks and speech marks.

Share with your child that commas are used to separate words or groups of words in a sentence.

For example: We had bread, jam, eggs, oats and milk for breakfast.

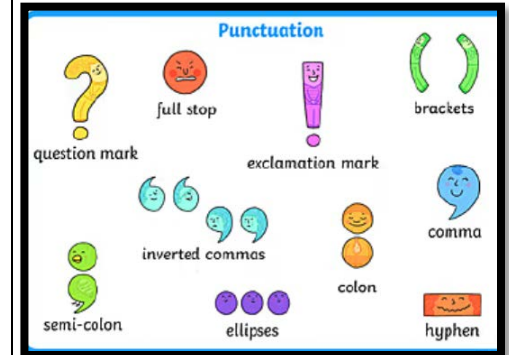
Encourage your child to look at commas used in stories.

Discuss how commas are used to separate words or lists in sentences.

Tell your child how speech marks (quotation marks) can make a news report interesting.

Grammar

Guide your child to understand what subordinating conjunctions are: words that join two clauses together, with one clause being dependent (subordinate) on the other.



[Subordinating Conjunctions](#)



The Winchester School, Jebel Ali

Family Learning Newsletter-Year 3-May 2024



Provide examples of common subordinating conjunctions such as "because," "although," "since," "if," "when," "while," and "after. "

Engage your child in identifying subordinating conjunctions in sentences. Assist your child to underline or highlight the subordinating conjunctions. Ask your child to act out the dialogue between characters using direct speech. Afterward, have your child rewrite the dialogue using indirect speech.

Encourage your child to pay attention to changes in verb tense.

Tell your child that the simple past tense is used to indicate completed actions. The action is completed at a time before now, which can be in the distant past or the recent past.

Examples: I had breakfast at around 7.30 in the morning. The lion escaped from its enclosure yesterday.

Encourage your child to use the simple past tense with a time expression. The time expression can be that of frequency, a definite point of time, or an indefinite period. Time expressions of frequency are often, always, sometimes, seldom, rarely, occasionally, etc.

Definite points of time are expressions such as yesterday, last week, at 8 o'clock, last year, in 1980, and when I was a child. An indefinite

"Mum!" Sarah shouted, "where are my football boots?"
 "I don't know," her mum sighed.
 "Have you checked your sports bag?"

Expressions for Past Tense

last	ago	yesterday
last night	10 minutes ago	yesterday
last Sunday	an hour ago	yesterday morning
last week	three days ago	yesterday afternoon
last weekend	a week ago	yesterday evening
last year	a month ago	the day before yesterday
last month	a year ago	





The Winchester School, Jebel Ali

Family Learning Newsletter-Year 3-May 2024



Text Level:

To identify the difference between fact and opinion.

Reporting the News: To identify the features of newspaper reports, such as headlines, subheadings, captions, quotes, and photographs.

To analyze the structure of newspaper reports, including how information is organized chronologically or thematically.

To keep the news report writing direct and to the point, including factually correct information.

period is expressions such as ages ago, the other day, and a long time ago.

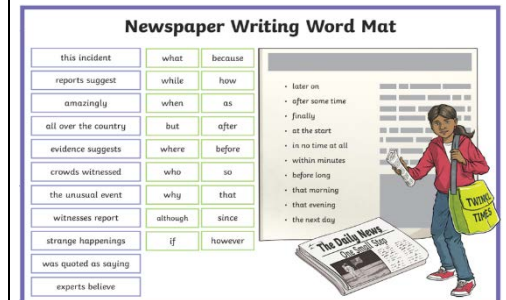
Talk to your child about the importance of a newspaper report.

Engage your child by collecting a few newspaper articles and reading them together. Discuss the details of the report.

1. What is the report about?
2. Why would the readers want to know about this?
3. When did the incident happen?
4. Where did the incident happen?
5. Why did it happen?
6. Who is involved?
7. What style of writing does the reporter use: formal or informal, personal or impersonal?

Talk to your child about the importance of eye-catching **headlines** that grab the reader's attention and leave the reader curious to know more.

Encourage your child to identify all the main features of a news report.





The Winchester School, Jebel Ali

Family Learning Newsletter-Year 3-May 2024



Mathematics

Measurement – Money

To add and subtract amounts of money to give change, using both £ and p in practical contexts.



Talk to your child about the necessity of money in daily life.

Encourage your child to compare the cost of the same items in different shops, like the cost of clothes and shoes.

Ask your child questions about which items they would prefer to buy. Why did they choose that particular item?

Engage your child in calculating the difference in the cost of similar items.

Engage your child in playing board games such as Monopoly which include the calculation of money.

Challenge your child to attempt these word problems.

1. I bought a Twix for 56p and two Mars bars that cost 49p each. How much change will I get if I pay with a five-pound note?
2. Sara bought some chocolates - a Twirl for 38p; a Double-decker for 47p and a Galaxy for 76p. She has £3.75 left. How much money did she have to begin with?


Scan the QR code for the worksheet on Money

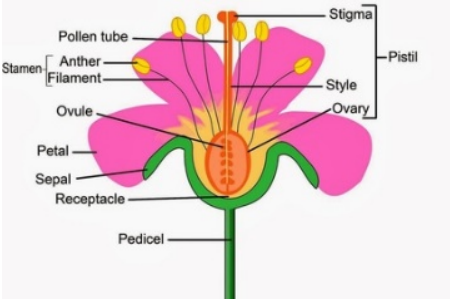






The Winchester School, Jebel Ali

Family Learning Newsletter-Year 3-May 2024



<p>Science</p>	<p>UNIT – PLANTS</p> <p>To describe the functions of various parts of plants that is stem, leaves, flowers, and roots.</p> <p>To explain the function of roots as an important part of a plant.</p> <p>To identify two different types of roots.</p> <p>To describe the function of leaves as a food factory for the plant.</p>	<p>Show your child pictures of plants growing in swamps e.g., mangroves where the roots grow above the ground to enable the plant to breathe.</p> <p>Encourage your child to sow some seeds in cotton. Observe how the seed germinates, identify which part comes out first, and find out what it is called. Click pictures or draw the different stages of germination.</p> <p>Encourage your child to describe the flower using his/her senses. Then dissect the flower and explore its different parts.</p> <p>Encourage him/her to identify and label the different parts (anther, filament, stigma, style and ovary, petal and sepal). Discuss the function of petal, ovary and pollen grains. Take your child to a garden (Butterfly garden) ask them to observe butterflies and bees. Encourage your child to observe what the insects are doing.</p>	<p>PLANTS</p>  <p>Scan the QR codes of worksheets.</p>  
-----------------------	--	--	--



The Winchester School, Jebel Ali

Family Learning Newsletter-Year 3-May 2024



Humanities History

The Iron Age – Introduction

To explore the Iron Age.



The Iron Age - Hillforts

To explore why hillforts were developed in the Iron Age.



Share with your child pictures and information about the Iron Age and its significance.

Talk to your child about the discovery of iron and how it changed the lives of people in the Iron Age.

Encourage your child to read information about the Iron Age and what we can learn about the homes and livelihood of the people during that time.

Talk to your child about life in the Iron Age.

Encourage your child to read about the hillforts of the Iron Age. What was life like during that period?

Share with your child the reasons for hillforts being so popular.



Iron Age -
Introduction.pdf



Iron Age Fact
Cards.pdf

Key vocabulary: prehistoric, chronological, roundhouses, rectangular, turf, Celts, hillforts, shelter, battle, archaeologist, ceremony, gathering, preserving, interactive




The Iron Age -
Hillfort.pdf

Key vocabulary: prehistoric, chronological, roundhouses, rectangular, turf, Celts, hillforts, shelter, battle, archaeologist, ceremony, gathering, preserving, interactive



The Winchester School, Jebel Ali

Family Learning Newsletter-Year 3-May 2024



UAE Social Studies

Founding Fathers of the UAE

To explore the achievements of the founding fathers of the UAE.



Leadership in the UAE

To explore who the current leaders of the United Arab Emirates are.



Talk to your child about the rulers of all the seven emirates and the 'Founding Fathers' of the UAE.

Share with your child why these rulers of the UAE are referred to as the "Founding Fathers of the UAE."

Encourage your child to collect information on the different ways people celebrate UAE National Day.

Talk to your child about the current leaders of the UAE.

Encourage your child to find information on the leaders of the UAE and locate the neighbouring countries of the UAE on a map.

Share with your child the importance of the National Anthem.



Founding Fathers of the UAE.pdf

Key vocabulary: rule, achievement



Leadership in the UAE.pdf

Key vocabulary: represent, proud, National Anthem




Abu Dhabi.pdf



The Winchester School, Jebel Ali

Family Learning Newsletter-Year 3-May 2024



	<p>Abu Dhabi To explore the geographical features of Abu Dhabi.</p> 	<p>Share with your child the history of Abu Dhabi.</p> <p>Talk to your child about some of the geographical features of Abu Dhabi.</p> <p>Encourage your child to find information on ancient artefacts discovered by archaeologists in Abu Dhabi.</p>	<p>Key vocabulary: archaeologist, artefact, leisure, dune</p>
<p>Arabic for Arabs</p>	<p>مالك النسر الذهبي</p> <p>أن يفسر التلميذ المفردات الجديدة في القصة باستخدام القاموس المصور . أن يقرأ التلميذ قراءة جهرية سليمة مراعيًا التنغيم والضبط السليم . أن يجيب التلميذ عن أسئلة تظهر فهمه للفكر الرئيسة والفكر الفرعية مستعينًا بالنص . أن يجمع التلميذ كلمات من محيط لغوي واحد . موضحًا الفرق في دلالاتها . أن ينشئ التلميذ جملاً فعلية . أن يحدد التلميذ عناصر القصة .</p>	<p>يستطيع السيد ولي الأمر أن يساعد الطالب عن طريق: حث التلميذ على استخدام الكلمات الجديدة في تعبيراته داخل المنزل . مساعدة التلميذ على القراءة السليمة لقصة " مالك النسر الذهبي " مساعدة التلميذ في الربط بين خبراته ومعلوماته السابقة وبين ما يتعرفه من معلومات جديدة . مساعدة التلميذ في تكوين جمل فعلية عن حياته خارج المدرسة . مساعدة التلميذ في كيفية جمع كلمات من المحيط الذي حوله وتوظيفها في سياقات جديدة . - توفير بعض الفيديوهات عن أسلوب الجملة الفعلية . يمكن لولي الأمر الدخول من خلال الرابط المرفق لموقع قناة اللغة العربية والتربية الإسلامية الخاص بمدرسة ونشستر ومتابعة التسجيلات الخاصة بالدروس ومشاركتها مع التلميذ .</p>	<p>قناة اللغة العربية والتربية الإسلامية بمدرسة ونشستر</p>
<p>Arabic for Non-Arabs</p>	<p><u>Pets (الحيوانات الأليفة)</u></p>	<p>In every lesson, we provide the students with new words with meanings to help your child</p>	<p>Arabic and Islamic YouTube Channel</p>



The Winchester School, Jebel Ali

Family Learning Newsletter-Year 3-May 2024




	<p>To create sentences about pets. To describe pets using new verbs and adjectives. To express his opinion on different pets. To compare pets.</p>	<p>memorize and use them in sentences of his/her own. Encourage your child to speak about his/her favourite pets. Ask your child to describe a pet shop. Go through the links on the Arabic YouTube channel so that you can help your child learn more at home about the topic.</p>	
Islamic Education for Arabs	<p>رعاية المحتاجين أن يبين التلميذ مفهوم ذوي الحاجة وفضل مساعدتهم . أن يعدد التلميذ مجالات رعاية ذوي الحاجات . أن يدلل التلميذ من القرآن والسنة على فضل مساعدة الناس . الرسول يحب جيرانه أن يستنتج التلميذ آداب الجيران في الإسلام. أن يحلل التلميذ أثر الإلتزام بأداب الجيران في الإسلام. أن يدلل التلميذ من القرآن والسنة على فضل التعاون مع الجيران في الإسلام. تذوق الإيمان أن يستنتج التلميذ المعنى الإجمالي للحديث الشريف. أن يستنتج التلميذ ما يرشد إليه الحديث الشريف.</p>	<p>تشجيع التلميذ على الاقتداء بأخلاق الرسول والصحابة الكرام. حث التلميذ على حسن معاملة الجيران . الحث على صلة الأرحام مساعدة التلميذ في معرفة بعض الأدلة من القرآن والسنة التي تحثنا على حقوق الجار في الإسلام . يمكن لولي الأمر الدخول من خلال الرابط المرفق لموقع قناة اللغة العربية والتربية الإسلامية الخاص بمدرسة ونشستر ومتابعة التسجيلات الخاصة بالدروس ومشاركتها مع التلميذ وتدوين ما تعلمه في دفتره المدرسي.</p>	<p>قناة اللغة العربية والتربية الإسلامية بمدرسة ونشستر</p>
Islamic Education for Non-Arabs	<p>Sayeda Khadijah may Allah be pleased with her To explain who is Khadija may Allah be pleased with her and her qualities.</p>	<p>Talk to your child about Sayeda Khadija; may Allah be pleased with her. Encourage your child to follow the characteristics of Sayeda Khadija; may Allah be pleased with her.</p>	<p>Arabic and Islamic YouTube Channel</p>



The Winchester School, Jebel Ali

Family Learning Newsletter-Year 3-May 2024



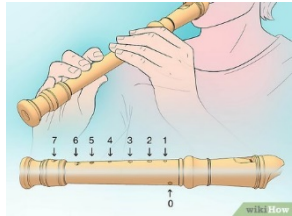
	<p>To identify her role in supporting the prophet in times of distress.</p> <p>Belief in Angels</p> <p>To identify at least five facts about Angels.</p> <p>To compare and contrast between Angels and humans. To explain the jobs of some of Allah’s Angels.</p> <p>To search for the name of the deed for which the Angels ask forgiveness for the doer and relate it to the pillars of faith.</p>	<p>Encourage your child to learn Surah-Azalalah.</p> <p>Encourage your child to learn the Duaa taught in class.</p> <p>Talk about the pillars of Islam in general and especially believe in Angels.</p> <p>Encourage your child to be a good example of good manners in life.</p> <p>Go through the links on the Arabic YouTube channel so that you can help your child learn more at home about the topic.</p>	
<p>Physical Education</p>	<p><u>First Week</u> <u>Athletics: Arm & Leg movement</u> To learn fundamental skills and proper posture while running.</p> <p><u>Second Week</u> <u>Fitness Test</u> To focus is on assessing physical fitness abilities in endurance, flexibility, coordination, strength, balance, etc.</p> <p><u>Third Week</u> <u>Snake and ladders:</u></p>	<p><u>Talk and encourage your child to do the following:</u></p> <ol style="list-style-type: none"> 1. Tuck jump 2. Depth jump 3. Star jump 4. Broad jump 5. Jumping jacks <p><u>Talk and encourage your child to do the following:</u></p> <ol style="list-style-type: none"> 6. Reach up 7. Rope climbing 8. Toe touch & Reach up 9. Backward Lunges 10. Star Jump <p><u>Talk and encourage your child to do the following:</u></p>	<p>Online Primary PE Lessons by Positive Impact - Long Jump (1).mp4</p> <p>Fitness Test.mp4</p> <p>Snakes and Ladders.mp4</p>



The Winchester School, Jebel Ali

Family Learning Newsletter-Year 3-May 2024



	<p>To focus is on developing mental attention, counting, and calculations.</p> <p><u>Fourth Week</u> <u>Ludo:</u> To focus is on developing mental attention, counting, and calculations.</p>	<ol style="list-style-type: none"> 11. Mental attention 12. Calculations 13. Counting <p><u>Talk and encourage your child to do the following:</u></p> <ol style="list-style-type: none"> 1. Mental attention 2. Calculations 3. Counting 	<p>How to play Ludo.mp4</p>
<p>Information and Communications Technology</p>	<p>3D Modelling and Printing</p> <p>To create 3D models using the Tinkercad online tool.</p>	<p>Creative and imaginative skills.</p> <p>Encourage your child to explore different editing tools in Tinkercad and create 3D models with their creativity.</p>	<p>Tinkercad tutorial</p>
<p>Music-Mr. Kiko</p>	<p>To improve confidence and musicality through singing action songs and chanting rhymes.</p> <p>Reading musical notes</p>	<p>Encourage your child to sing action songs at home.</p> <p>Ask the child to perform the songs they have learned at school. Encourage your child choose some other songs they know besides the songs taught in school and let them invent their singing actions.</p>	
<p>Music-Mr. Sunil</p>	<p>To play the song “Mary Had a Little Lamb” on the recorder</p>	<p>Encourage your child to practice playing on the recorder at home, even though there may be squeaking.</p> <p>Listen to your child playing but also check if the child is holding the recorder properly.</p>	



The Winchester School, Jebel Ali

Family Learning Newsletter-Year 3-May 2024



<p>Music-Mr. Joyson</p>	<p>To improve confidence and musicality through music rhythm reading stage 1 for beginners.</p> <p>To explore the relationship between a quarter and eighth notes in 4/4 time</p>	<p>Encourage your child to understand music note values and clap with the notes.</p> <p>Ask your child to perform with any percussion instrument like a maracas, tambourine, or recorder.</p>	<p>Year 3 Introduction to Rhythm Reading Stage One.mp4</p>
<p>Moral Education</p>	<p>Empathy</p> <p>To recognise the role of empathy in conflict resolution and building trust.</p> <p>To identify empathy and how to support a friend in need.</p>	<p>Talk to your child about the importance of empathy and encourage your child to support people in need.</p> <p>Share that empathy is the ability to see the world through another person’s eyes and to understand how they feel.</p> <p>Read stories with your child and discuss the actions of the characters. Ask your child to identify what characters are feeling and why are they feeling that way. This will help them to see the world through the eyes of another person.</p> <p>Engage your child in playing the quiz to develop a further understanding of emotions.</p>	