



The Winchester School, Jebel Ali

Family Learning Newsletter- Year 4 May 2024



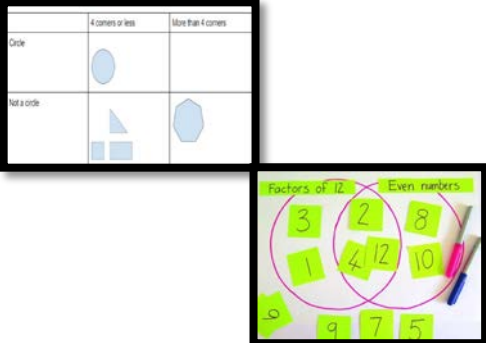

Area of learning	Focus	Activities to help your child at home	Useful Websites/Resources
<p>Literacy</p>	<p>Novel: The Owl who was afraid of the Dark.</p> <p>Spellings: To use words with prefixes and suffixes and how to add them. To use words with suffix 'ation'. To use the prefix 'sub' and 'super'.</p> <p>Grammar: To use conjunctions, adverbs and prepositions to express time and cause. To review the basic grammar concept- direct and indirect speech. To explore figures of speech.</p> <p>Punctuations: To use joined handwriting except where other special forms are required. To use basic punctuation to mark grammatical boundaries like commas, colons and semi-colon and speech marks.</p> <p>Text level: Classic Fiction Novel: The Owl who was afraid of the Dark.</p>	<p>Remind the children that the prefix sub- means under and the prefix super- means 'above' or 'more than'.</p> <p>When we add sub or super to a root word we don't change the spelling of the root word.</p> <p>Explain that the suffix -'ation' can be used to turn verbs into nouns. If the verb ends in e remove the e before adding -'ation'.</p> <p>Remember connectives link sentences. Encourage your child to include connectives to enrich their writing.</p> <p>Conjunctions can be used to show when or why something is happening: e.g. when, before, after, while, so, because, etc.</p> <p>Adverbs can be used to show when something is happening: then, next, soon.</p> <p>Prepositions can be used to show where or when something is happening, for example: before, after, during, over there.</p> <p>Explore the use of level 4 punctuation.</p>	<p>The Use of Prefixes and Suffixes</p> <p>Exploring Suffixes and Prefixes</p> <p>Click on the below link and play the VCOP games online: VCOP Games</p> <p>Review Punctuation Topics</p> <p>https://www.studiosity.com/student-resources/practice-tests/year-4/reading-comprehension-test</p> <p>Classic Stories</p>



The Winchester School, Jebel Ali

Family Learning Newsletter- Year 4 May 2024



	<p>Explore summary writing based on the novel: Dark is fun, Dark is exciting, Dark is kind.</p> <p>Writing Topic: Summary Writing based on the novel.</p> <p>Reading Comprehension- Book based.</p> <p>STEAM Based activity- Creating. Comic Strip/ Story Board using ICT. Tools</p> <p>Moral Education Link: Equality and Appreciation and Gratitude.</p>	<p>Create a word wall based on the new words you encounter each time you read a book.</p> <p>Talk to your child about the purpose of Fiction Texts.</p> <p>Discuss and share ideas on the difference between Fiction and Non-Fiction Genres. Together gather information on the different types of story genres.</p> <p>Together explore the characters and analyze the different ways the author has portrayed them.</p> <p>Together explore the characters and analyze the different ways the author has portrayed them.</p> <p>Talk about your experiences and encourage your child to plan a storyboard based on a classic fiction of their choice.</p> <p>Plan and create your own classic fiction.</p> <p>Discuss the importance of inculcating and following moral values.</p> <p>Encourage your child to appreciate the big and small things that are done for them and to them by any person in or outside school Create a card for people around you to appreciate their support of you.</p>	
<p>Mathematics: Statistics</p>		<p>Carroll Diagram</p> <p>Talk to your child about how we can sort numbers by looking at patterns within numbers when learning their times tables or learning Prime numbers.</p> <p>Encourage your child to sort data methodically, but also provide good revision for properties of shapes and number facts.</p>	<p>QR CODE</p> <p>Scan this on mobiles and tablets to quickly open this web page.</p>  <p>Games</p>



The Winchester School, Jebel Ali

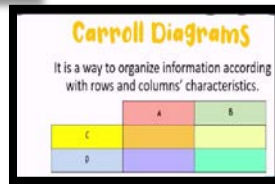
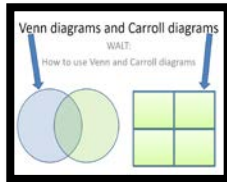
Family Learning Newsletter- Year 4 May 2024



Number system

To interpret and present data using Venn diagram.

To collect, organize and interpret selected information in Carroll diagrams.



Money: - Ordering and adding Money

To estimate, compare and calculate money in pounds and pence.

Venn Diagrams

Tell your child that typical Venn diagram is a way of grouping different parts of data known as sets.

Use two hula hoops to make a Venn diagram on the floor or on a large table. Give your child a group of objects and ask them to sort them into two categories, with some overlap. If a child needs more support, label the circles.

Challenge: Out of forty students, 14 are taking English Composition and 29 are taking Chemistry.

If five students are in both classes, how many students are in neither class?

How many are in either class?

What is the probability that a randomly chosen student from this group is taking only the Chemistry class?

Represent it using Venn diagram and answer the questions.

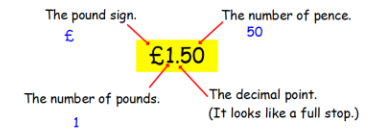
Talk: Use decimal notation for amounts of money, e.g.

£3.27, Change amounts in £ to amounts in pence and back, count money up to £10, calculate change for amounts of money up to £1 mentally; solve simple problems involving money; use informal methods to add and subtract money amounts in £ and pence.

Challenge

Venn Diagram Games

Look how one pound and fifty pence is written. → £1.50



QR CODE

Scan this on mobiles and tablets to quickly open this web page.



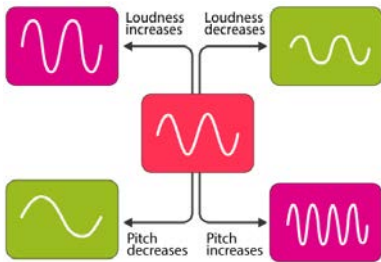
Money.pdf



The Winchester School, Jebel Ali

Family Learning Newsletter- Year 4 May 2024







		<p>1. Write these amounts of money as pounds and put them in ascending order:</p> <div style="display: flex; justify-content: space-around; margin-bottom: 10px;"> <div style="border: 1px solid black; padding: 5px;">£3.50 345p £3.05 430p</div> <div style="border: 1px solid black; padding: 5px;">120p £0.22 112p £11.20</div> </div> <div style="display: flex; justify-content: space-around;"> <div style="border: 1px solid black; padding: 5px;">456p £4.60 4006p £46.50</div> <div style="border: 1px solid black; padding: 5px;">2367p £23.06 3444p £26.03</div> </div> <p>.....</p>	
<p>Science</p>	<p>Sound</p> <p>To find patterns between the volume of a sound and the strength of the vibrations that produced it.</p>  <p>To recognize that certain materials reduce the amount of sound (muffles) that reaches the ear.</p> <p>Investigation skills</p>	<p>Show children how to make a sound by blowing across the top of a bottle and ask them to suggest what is vibrating.</p> <p>Ask them to suggest how to change the pitch of the sound <i>e.g., if you put more water in the bottle the sound will get higher</i>, to test out their predictions, and to record observations in a suitable table or chart.</p> <p>Discuss with children whether the results they collected supported the prediction. Ask children to play high or low notes on a recorder (or other wind instrument) and to describe what they do to alter the pitch. Ask them to relate this to the length of the air column vibrating.</p> <p>Talk about the various sources of sound and the meaning of muffling. (sound proofing)</p> <p>Share information on how sound can be muffled and why it is important to have sounds muffled. E.g. Pilot wears headset to muffle the sound of the engine.</p>	<p>https://www.sciencebuddies.org/blog/sound-science-lessons</p> <p>Muffling of sound</p> <p>https://www.science-sparks.com/wp-content/uploads/2015/04/MufflingSound.pdf</p> <p>https://www.science-sparks.com/properties-materials-muffling-sound/</p> <p>https://www.scholastic.com/parents/family-life/creativity-</p>



The Winchester School, Jebel Ali

Family Learning Newsletter- Year 4 May 2024





	To plan different types of scientific enquiries to answer questions, including recognizing and controlling variables where necessary.	<p>Encourage them to investigate how to muffle sounds and think about materials that are best for muffling loud sounds.</p> <p>Introduce: Children to real-life scientists and science communicators through documentaries or interviews. This can inspire them to pursue a career in science.</p>	and-critical-thinking/learning-skills-for-kids/lets-investigate.html
Humanities Geography	<p>To plan a trip to Europe</p> <p>To explore four-figure grid references.</p>	<p>Talk with your child about a trip you have been on recently.</p> <p>Share with your child what you need to do before a trip.</p> <p>Encourage your child to plan a trip to Europe. Key vocabulary: passport, visa, itinerary, tourist attractions.</p> <p>Talk with your child about the different map symbols. Share with your child the purpose of grids on a map.</p> <p>Encourage your child to locate features on a map using four-figure grid references.</p> <p>Key vocabulary: map symbols. Ordnance Survey maps, grid, co-ordinates, Eastings, Northings, southwest corner, four-figure grid references, six-figure grid references</p>	<p> Planning a trip to Europe.pdf</p> <p> Four - figure-Updated 22.4.pdf</p> <p> Symbols.pdf</p>
UAE Social Studies	To explore the history of numbers.	<p>Talk with your child about the uses and importance of numbers in modern everyday life.</p> <p>Share with your child the history of numbers.</p> <p>Encourage your child to research the evolution of number systems.</p> <p>Key vocabulary: amount, symbol, represent, numeral.</p>	 Number Systems.pdf
Developments in Medicine	To explore the history of medicine.	<p>Talk with your child about the Covid19 pandemic and ways to prevent the spread of infection.</p>	



The Winchester School, Jebel Ali

Family Learning Newsletter- Year 4 May 2024



Using Electricity	To explore the history of electricity.	<p>Share with your child how medicine has developed over time. Key vocabulary: medicine, illness, surgery, vaccine</p> <p>Talk with your child about the uses of electricity and how people live without it. Encourage your child to research the evolution of electricity through the ages. Key vocabulary: electricity, device, power, discovery</p>	<p> Developments in Medicine.pdf</p> <p> Using electricity.pdf</p>
Arabic for Arabs	<p>أمير الأطباء التلميذ النص قراءة سليمة أن يقرأ أن يحدد التلميذ الفكرة الرئيسة والأفكار الفرعية في النص أن يميز التلميذ الحوار الداخلي والحوار الخارجي بالقصة أن يصيغ التلميذ نهاية جديدة للقصة : الجملة الفعلية* أن يميز التلميذ بين الجملة الاسمية والفعلية أن يحدد التلميذ أركان الجملة الفعلية أن يوظف التلاميذ الأفعال الثلاثة في كتابة جمل فعلية : الألف اللينة في نهاية الأسماء أن يميز التلميذ الألف اللينة في نهاية الأسماء. أن يصيغ التلميذ فقرة مستخدمًا الألف اللينة</p>	<p>قراءة إحدى القصص وتحديد عناصرها مساعدته في جمع شواهد عن الجملة الاسمية استخدام بعض الألعاب التعليمية المساعدة في فهم الجملة الفعلية مساعدته في كيفية الإلقاء مساعدته في التمييز بين النصوص الأدبية حثه على استخدام التعبيرات المجازية في حديثه يمكن لولي الأمر الدخول من خلال الرابط المرفق لموقع قناة اللغة العربية والتربية الإسلامية الخاص بمدرسة ونشستر ومتابعة التسجيلات الخاصة بالدروس ومشاركتها مع التلميذ وتدوين ما تعلمه في دفتره المدرسي.</p>	<p>قناة اللغة العربية والتربية الإسلامية بمدرسة ونشستر</p>
Arabic for Non-Arabs	<p>Famous characters To compare between different .characters</p>	In every lesson, we provide the students with new words with their meanings to help your child memorize and use in sentences of his/her own.	



The Winchester School, Jebel Ali

Family Learning Newsletter- Year 4 May 2024



	<p>To create a paragraph about the .famous characters</p> <p>To express the opinion in the clothes .in famous characters</p> <p>To know the story of the treasure island</p> <p>To make sentences about the treasure island using the new .vocabulary</p> <p>To make a recap of the story of the .treasure island in a paragraph</p> <p>To express his opinion about the .story</p>	<p>Ask your child to speak about his preferred characters.</p> <p>Go through the links on the Arabic YouTube channel so that you can help your child learn more at home about the topic.</p>	<p>Arabic and Islamic YouTube Channel</p>
<p>Islamic Education for Arabs</p>	<p>سورة الانشقاق :</p> <p>أن يتلو التلميذ السورة تلاوة سليمة .</p> <p>أن يوضح التلميذ المعنى الإجمالي للسورة .</p> <p>ذو النورين عثمان بن عفان</p> <p>أن يوضح التلميذ صفات سيدنا عثمان بن عفان</p> <p>أن يستنتج التلميذ دور سيدنا عثمان بن عفان .</p> <p>الإيمان مكملات من</p> <p>الحديث التلميذ مفهوم أن يوضح أن يدلل التلميذ على كمال الإيمان.</p>	<p>يساعد ولي الأمر التلميذ في</p> <p>حفظ السورة من خلال المصحف المعلم.</p> <p>البحث عن تفسير بعض آيات السورة .</p> <p>حثه على التحلي بخلق الصحابة رضي الله عنهم.</p> <p>يمكن لولي الأمر الدخول من خلال الرابط المرفق لموقع قناة اللغة العربية والتربية الإسلامية الخاص بمدرسة ونشستر ومتابعة التسجيلات الخاصة بالدروس ومشاركتها مع التلميذ وتدوين ما تعلمه في دفتره المدرسي.</p>	<p>قناة اللغة العربية والتربية الإسلامية بمدرسة ونشستر</p>
<p>Islamic Education for non-Arabs</p>	<p>Surat-Al-Ghashiya (1-22)</p> <p>To identify the Virtues of reciting Surat Al-Ghashiyah.</p> <p>To compare the conditions of the people of paradise to those of the people of Hell on the Day of Judgement.</p> <p>To conclude, thinking deeply about the creations of Allah helps understand His greatness.</p>	<p>Recite with your child the verses correctly and properly using the given link.</p> <p>Share with your child the general meaning of the verses.</p> <p>Talk with your child about the importance of praising Allah (S-W-T).</p> <p>Share with your child the general meaning of the Hadith.</p> <p>Talk with your child about the ethics to be observe in Ramadan month.</p>	<p>Arabic and Islamic YouTube Channel</p>



The Winchester School, Jebel Ali

Family Learning Newsletter- Year 4 May 2024




	<p>My Fasting is for the sake of my lord.</p> <p>To explain the importance of Ramadan month for Muslims. To clarify the provisions of fasting. To conclude the benefits of fasting.</p> <p>Praising Allah (S-W-T) for His blessings.</p> <p>To explain the importance of praising Allah (S-W-T). To explain the general meaning of the Hadith. To conclude the reward of the thankful.</p>	<p>Go through the links on the Arabic YouTube channel so that you can help your child learn more at home about the topic.</p>	
<p>Physical Education Activity -1</p> <p>Activity - 2</p> <p>Activity - 3</p> <p>Activity - 4</p>	<p>Basketball – Lay-up shot</p> <p>Fitness Test – Jumping Jacks, Pushups, Squats</p> <p>Sports Quiz – Q & A’s [Part 1]</p> <p>Sports Quiz – Q & A’s [Part 2]</p>	<p><u>Talk and encourage the children to do the following:</u></p> <p><u>Proper warm up</u> The students will do the proper warm up and will practice the skills with basic rules.</p> <p>Follow the links for the skills and rules</p> <p><u>Cooldown</u> After the game students will do proper cooldown activity.</p>	<p><u>Useful sites:</u> <u>Links:</u></p> <p>How to Shoot a Lay-up in Basketball.mp4 EXERCISE FOR KIDS.mp4 How Much Do You Know About Sports .mp4 Guess The Sport By Image In This Sports Quiz PART 2.mp4</p>



The Winchester School, Jebel Ali

Family Learning Newsletter- Year 4 May 2024



<p>Information and Communications Technology Follow the Digital Trail.</p>	<p>To create awareness of the information that is shared online leaves digital footprint. To explore the information that are appropriate to be shared online.</p>	<p>Encourage your child to explore digital trials. Support your child to distinguish between the information that are appropriate to share online and the information that are risky to be shared online.</p>	<p>https://www.ibm.com/topics/digital-footprint</p> <p>https://www.digitalwellbeing.ae/en/digital-domains/digital-footprint?color=fill_lightblue</p>
<p>Music Mr. Kiko</p>	<p>Improving children’s confidence and musicality through singing actions songs and chanting rhymes.</p> <p>Reading Notes</p>	<p>Encourage the child to sing action songs at home.</p> <p>Ask the child to perform the songs we learned in school.</p> <p>Help the child choose which other songs they know aside from the songs taught in school and let them invent their own singing actions.</p> <p><u>Encourage your child to practice recorder at home.</u></p>	
<p>Music Mr. Sunil</p>	<p>Learning how to play the song “Happy birthday” on recorder</p>	<p>Let the child practice at home, even though there will be squeaking.</p> <p>Be an audience. But it is better also check if the child is holding the recorder properly.</p>	
<p>Music Mr. Joyson</p>	<p>Improving child’s confidence and musicality through music rhythm reading stage 2</p> <p>We take a deeper look at the half note and how it relates to the quarter and eight notes</p>	<p>Let the child understand the music note value and clap with the notes.</p> <p>Ask the child to perform it with any percussion instrument like maracas, tambourine</p> <p>Throughout these videos, steady beat is represented by the boxes, and rhythms are represented as the notes inside the boxes. Counting the number of boxes each note uses is a great way to remember how many beats the note is worth.</p>	<p>Year 4 Introduction to Rhythm Reading Stage Two.mp4</p>
<p>Moral Education</p>	<p>Understanding UAE culture</p>	<p>Talk with your child about cultural diversity.</p>	



The Winchester School, Jebel Ali

Family Learning Newsletter- Year 4 May 2024



		Share with your child about range of cultural diversity.	
--	--	--	--