





# The Winchester School, Jebel Ali


## Family Learning Newsletter -Year 5- May -2024



Area of Learning	Focus	Activities to help your child at home	Useful websites/Resources
English	<p><b>Spellings:</b></p> <p>To explore words ending with</p> <p>To explore prefixes: 'tri', 'extra', 'mono' and 'ex'.</p> <p>To explore suffix: '-al', '-ty', '-ous' and '-age'.</p> <p><b><u>Text Level:</u></b></p> <p><b>Newspaper Report</b></p> <p>To explore the features of newspaper report writing</p> <p>To analyse the language and structure of a newspaper report.</p>	<p><b>Talk</b> and encourage the children to do the following: Discuss the rules for different spellings as mentioned in the FLN.</p> <p><b>Encourage</b> your child to make note of new words, their spellings and meanings while reading books.</p> <p><b>Discuss</b> how newspaper report is beneficial for children.</p> <p><b>Ask</b> children to list the features of newspaper writing.</p> <p><b>Encourage</b> them to write a short newspaper report on the any current event.</p> <div data-bbox="757 933 1482 1460"><p style="text-align: center;"><b>Get It Right!</b></p><p style="text-align: center;">For a GREAT newspaper report you need to:</p><ul style="list-style-type: none"><li>Keep your most important information near the top of the report;</li><li>Keep your sentences short and punchy, so that the report is interesting to your reader;</li><li>Cut out the less important sections from the bottom of the report if it ends up being too long;</li><li>Check your spelling and your facts...and check them again!</li></ul></div>	<p><a href="https://home.oxfordowl.co.uk/english/primary-spelling/spelling-year-5-age-9-10/">https://home.oxfordowl.co.uk/english/primary-spelling/spelling-year-5-age-9-10/</a></p> <p> Newspaper Report Writing Helpful Tips.p</p>

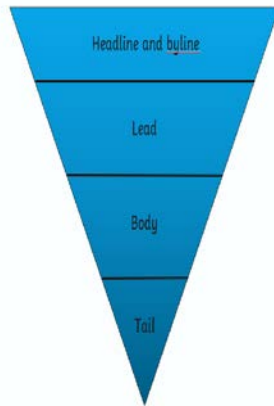


# The Winchester School, Jebel Ali



## Family Learning Newsletter -Year 5- May -2024

### Structure of a newspaper report



### Reading Comprehension Text Level:

Collins Text Book- Cubs and Brownies to the rescue (Non-Fiction) (Newspaper report)

To further develop inferential skills.

### Grammar

To examine the use of perfect form of tenses in Report writing.  
To analyze the difference between direct and indirect speech.

**Discuss** the main events from the comprehension by applying various skills of comprehension

**Ask** questions with reference to the text.

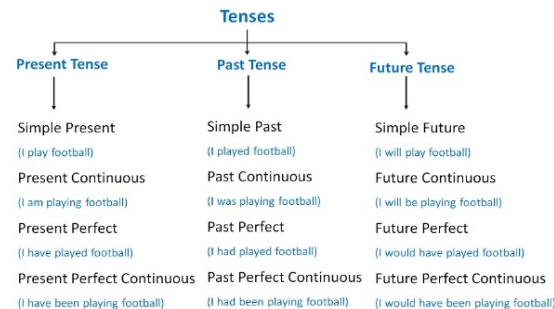
**Encourage** the children to predict the events and provide reasoned justification for their views.

### Perfect forms of tenses:

**Discuss** the use of reported speech in sentences.

**Ask** the child to refer to the magazines or newspaper to spot the reported speech and perfect form of tenses.

**Encourage** them to practice the use of perfect form of tenses and reported speech while writing a newspaper report.



<https://wordwall.net/resource/73033/english/active-and-passive-quiz-ks2>

<https://wordwall.net/resource/13977437/grade-5-unit-8-present-perfect-tense>

<https://wordwall.net/resource/10079121/direct-and-indirect-speech>



# The Winchester School, Jebel Ali



## Family Learning Newsletter -Year 5- May -2024

	<p>To examine the use of Active and Passive Voice and Direct and Indirect Speech.</p> <p><b>Moral Education link- Moral Word Search</b> Insuring a safe environment for yourself and people around you.</p> <p>Create a collage using images and headlines from newspapers that represent different moral values, such as compassion, integrity, or responsibility. Display and discuss the collages as a class.</p>		
--	--	--	--




# The Winchester School, Jebel Ali



## Family Learning Newsletter -Year 5- May -2024

<p><b>Mathematics</b> Geometry</p>	<p>To estimate volume (for example, using <math>1\text{ cm}^3</math> blocks to build cuboids)</p>	<p>Engage students in a hands-on activity to help them grasp the concept of estimating volume. Provide them with <math>1\text{ cm}^3</math> blocks and instruct them to use these blocks to build cuboids of varying sizes.</p> <p><b>Encourage</b> them to experiment with different arrangements and combinations of blocks to create cuboids with different volumes. As they construct these cuboids, prompt them to estimate the volume of each structure based on the number of blocks used and the dimensions of the cuboid. This interactive approach allows students to visualize and understand the concept of volume estimation in a tangible way, making learning more engaging and meaningful.</p>	<p><a href="https://www.transum.org/Software/SW/Starter_of_the_day/Students/Volume.asp?Level=1">https://www.transum.org/Software/SW/Starter_of_the_day/Students/Volume.asp?Level=1</a></p>
<p>Numeracy</p>	<p>To understand percentage as the number of parts in every 100.</p> <p>To find percentage of numbers and quantities.</p>	<p><b>Share</b> with your child that A percentage is just a fraction out of a hundred.</p> <p>Talk to the children that they can divide by 10 in order to find 10% of a quantity, and use this to find 20%, 5% etc. of numbers.</p> <p><b>Encourage</b> your child to calculate the percentage of each ingredient used in the recipe of their favourite dish. Look for boards displaying discounts and sale offer.</p> <p><b>TIPS:</b></p> <ul style="list-style-type: none"><li>• To find 10% divide the original number by 10.</li><li>• To find 20% find 10% and double it.</li><li>• To find 50% halve it.</li><li>• To find 25% halve it, and halve it again Or you can divide by 4</li><li>• To find 5% find 10% and halve it.</li><li>• To find 1% divide by 100.</li></ul>	<p><a href="#">Percentage Quiz</a></p>



## Family Learning Newsletter -Year 5- May -2024

### Science

#### Life cycle of Plants

To explore and evaluate the significance of different parts within a seed.

To explain how seed germination occurs and



identify the ideal conditions for seed germination.

To plan and execute an investigation to analyse the effect of different factors on the growth of a plant.

**Encourage:** Encourage the student to describe the size, shape, color, and texture of the seeds.

**Observe:** Observe and discuss the different parts of the seed including the seed coat, embryo, cotyledon, and endosperm.

**Encourage:** Encourage them to sketch and label the parts they find.

**Share:** Discuss the role of each part of the seed in the germination process.

**Encourage:** Encourage students to sculpt the seed coat, embryo, cotyledons, and endosperm using craft materials like clay, playdough, or modeling clay to create models of seed structures.

**Encourage:** Encourage the student to start a seed observation journal where students record the conditions under which seeds germinate best.

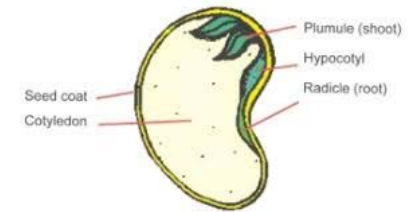
**Share:** Discuss the temperature, moisture levels, light exposure, and soil type for each seed they plant.

**Observe:** Observe the growth of the seed by having a family competition to see whose seeds germinate the fastest.

**Explore:** Explore online simulations or virtual labs that demonstrate seed germination.

**Share:** Discuss the factors influencing germination in the virtual environment and compare them to real-world conditions.

#### Structure of seed



[Parts Of A Seed- Explore the Seed Coat, Endosperm, Embryo \(byjus.com\)](https://byjus.com)

<https://edpuzzle.com/media/6188b2d7351f1e415f9701b2>

#### Germination of seed





[https://stmarysajmer.org/data/notes/Module%202/Class%205/Class%205\\_Science%20-%20chapter%202%28notes%29.pdf](https://stmarysajmer.org/data/notes/Module%202/Class%205/Class%205_Science%20-%20chapter%202%28notes%29.pdf)



# The Winchester School, Jebel Ali


## Family Learning Newsletter -Year 5- May -2024






		<p>Engage: Engage in family discussions about the importance of seed germination for plant growth and food production.</p> <p>Reflect: Reflect on how understanding germination conditions can help in gardening or farming activities at home.</p> <p><b>Encourage:</b> Encourage students to plant seeds or seedlings in the backyard or a garden plot.</p> <p>Discuss: Discuss the results at regular intervals and reflect on the impact of different factors on long-term plant growth.</p>	
<p><b>Humanities History</b></p>	<p>To explore life in ancient Athens and ancient Sparta.</p> <p>To explore the Olympics in ancient Greek times through examining primary sources.</p>	<p><b>Talk</b> with your child about the differences between ancient Sparta and the other city states in ancient Greece.</p> <p><b>Share</b> what daily life was like in ancient Athens and Sparta.</p> <p><b>Encourage</b> your child to explore whether ancient Athens or ancient Sparta was the best place to live in.</p> <p><b>Key vocabulary:</b> city state, Athens, Sparta, similarities, differences, democracy, citizen, Pericles, debate, rhetoric, metic.</p> <p><b>Talk</b> about the Olympic Games and the dates and location of the next one.</p> <p><b>Share</b> with your child appropriate information about the ancient Olympic Games, the reasons why they took place and the main features.</p> <p><b>Encourage</b> your child to explore the similarities and differences between the ancient and modern Olympics.</p> <p><b>Key vocabulary:</b> Olympic Games, primary sources, secondary sources, equestrian, pentathlon, pankration, Olympia, legacies.</p>	<div style="text-align: center;">               Athens and Sparta.pdf         </div> <div style="text-align: center; margin-top: 100px;">               Olympics Then and Now.pdf         </div>



# The Winchester School, Jebel Ali



## Family Learning Newsletter -Year 5- May -2024


	To explore four and six-figure grid references.	<p><b>Talk</b> to your child about coordinates and locating places on a map.  <b>Share</b> the uses of a GPS with your child.</p> <p><b>Encourage</b> your child to find out what an Ordnance Survey map is, use it to locate the human and physical features they have learnt and four and six-figure grid references.</p> <p><b>Key vocabulary:</b> map symbols. Ordnance Survey maps, grid, coordinates, Eastings, Northings, south west corner, four-figure grid references, six-figure grid references</p>	 Four and Six-figure Grid references- May
<b>UAE Social Studies</b>	<p>To explore the role of courts and councils.</p> <p>To explore the purpose and benefits of rules.</p>	<p><b>Talk</b> to your child about the need for courts in a country.  <b>Share</b> the role of the civil and criminal courts.  <b>Encourage</b> your child to recommend ways to resolve conflicts in different situations.</p> <p><b>Key vocabulary:</b> law, court, judge, council, penalty</p> <p><b>Talk</b> with your child about the pros and cons of rules. What would the world be like if there were no rules?  <b>Share</b> the significance of being socially responsible.  <b>Encourage</b> your child to research the UAE laws related to civil responsibilities.</p> <p><b>Key vocabulary:</b> fine, rules, rights, responsibilities, consequences</p> <p><b>Talk</b> with your child about cyber security, hackers and cyber bullying.  <b>Share</b> the importance of the security measures against hackers.</p>	<p><a href="https://u.ae/en/about-the-uae/the-uae-government/">https://u.ae/en/about-the-uae/the-uae-government/</a></p>  Courts and Councils.pdf   Social Responsibilities.pdf



# The Winchester School, Jebel Ali



## Family Learning Newsletter -Year 5- May -2024

	To explore the importance of cyber safety.	<b>Encourage</b> your child to create a mind map of the different actions that are considered cyber bullying and their effects.  <b>Key vocabulary:</b> safety, protect, hackers, cyber security, cyberbullying.	 Safety and Security.pdf
Arabic for Arabs	<p><b>قصة "الخوف الذي يأتي من الداخل"</b></p> <p>أَنْ يُقَسِّرَ التلميذ المُفْرَدَاتِ الجَدِيدَةَ مُوَظَّفًا القَامُوسِ المُصَوِّرِ. أَنْ يحدّد التلميذ بينة النص السردي وتسلسل الأحداث. أَنْ يستخلص التلميذ المغزى من أحداث القصة . أَنْ يستنتج التلميذ سمات الإسلوب للكاتب. أَنْ يُجيب التلميذ عَنْ أَسْئَلَةِ النِّصِّ وَيَطْرَحُ أَسْئَلَةً: (مَنْ - ماذا - متى - أين - لماذا - كَيْفَ) مُظَهِّرًا فَهْمَهُ لِلنِّصِّ، مُنْذِرًا رَأْيَهُ فِيهِ.</p> <p><b>نشيد "لقد فاز باللذة الجسور"</b></p> <p>أَنْ يحدّد التلميذ الفكرة الرئيسة للأبيات. أَنْ يفسر التلميذ المعنى الإجمالي للأبيات. أَنْ يقارن التلميذ بين نصين مختلفين .</p> <p><b>كتابة نص إقناعي</b></p> <p>أَنْ يفسر التلميذ الجمل والعبارات المستخدمة في النصوص الأدبية.</p>	<p>* جمع صور تحمل أشكال التعاون والمحبة بين المجتمعات. مشاهدة فيديو عن أهمية التعاون والمساعدة. * تدريب الطالب بالمنزل على بعض الكتابات الوصفية وأيضا كتابات اليوميات. * يَكْتُبُ المْتَعَلِمُ فِئْرَةً مُضَمَّنًا إِيَّاهَا جُمْلَةً رَئِيسَةً، وَتَفَاصِيلَ دَاعِمَةً، وَجُمْلَةً خَتَامِيَّةَ مَعَ الإلتزام التام بالمعايير. مساعدته في تحديد بعض الأحداث مُسْتَخْلِصًا مَعْرَاهَا، مُعَبِّرًا عَنْ رَأْيِهِ فِيهَا . يمكن لولي الأمر الدخول من خلال الرابط المرفق لموقع قناة اللغة العربية والتربية الإسلامية الخاص بمدرسة ونشستر ومتابعة التسجيلات الخاصة بالدروس ومشاركتها مع التلميذ وتدوين ما تعلمه في دفتره المدرسي</p>	<p><a href="#">قناة اللغة العربية والتربية الإسلامية بمدرسة ونشستر</a></p>





# The Winchester School, Jebel Ali



## Family Learning Newsletter -Year 5- May -2024

	<p>أَنْ يَسْتَنْتِجَ التَّلْمِيذَ الْعِلَاقَةَ بَيْنَ الْأَحْدَاثِ ( أَحْدَاثٍ بَسِيْطَةٍ مِنَ النَّصِّ).</p> <p>أَنْ يُجِيبَ التَّلْمِيذَ عَنِ اسْئَلَةِ النَّصِّ وَيَطْرَحَ اسْئَلَةً: ( مَنْ - مَاذَا - مَتَى - أَيَّنَ - لِمَاذَا - كَيْفَ ) مُظَهِّرًا فَهْمَهُ لِلنَّصِّ، مُبَدِّيًا رَأْيَهُ فِيهِ.</p> <p><b>القواعد النحوية ( أحوال خبر إنَّ وأخواتها )</b></p> <p>أَنْ يَحْدُدَ التَّلْمِيذَ أَرْكَانَ جُمْلَةٍ إِنَّ .</p> <p>أَنْ يَقَارِنَ التَّلْمِيذَ بَيْنَ جُمْلَةٍ إِنَّ وَجُمْلَةٍ كَانَ.</p> <p>أَنْ يَحْدُدَ التَّلْمِيذَ أَنْوَاعَ الْخَبْرِ فِي جُمْلَةٍ إِنَّ.</p>		
<p><b>Arabic for Non – Arabs</b></p>	<p><b>Tourism (السياحة)</b></p> <p>To describe some places in different capitals.</p> <p>To analyse an article about the tourism.</p> <p>To express the opinion in some places in different capitals.</p> <p>To compare between some places in his country and the Emirates.</p> <p>To compare between two different capitals.</p> <p>To create a paragraph about tourism.</p> <p>To create an advertisement for a trip.</p>	<p><b>Encourage</b> your child to learn the new vocabulary from his notebook and dictionary.</p> <p><b>Share</b> some videos with your child about tourism in Arabic.</p> <p>Go through the links on the Arabic and Islamic YouTube channel so that you can help your child learn more at home about the topic.</p>	<p><a href="#">Arabic and Islamic YouTube Channel</a></p>



# The Winchester School, Jebel Ali



## Family Learning Newsletter -Year 5- May -2024

<p><b>Islamic Education for Arabs</b></p>	<p><b>الله القادر</b> أن يحفظ الطالب أول 16 آية من سورة النبأ. أن يشرح الطالب الآيات شرحاً موجزاً. أن يتلو الطالب الآيات القرآنية مطبقاً لحكم القلقة. <b>الطريق الى الجنة</b> أن يستنتج الطالب أثر الأخلاق الحسنة في توطيد العلاقات الاجتماعية. أن يعدد الطالب درجات الجنة. <b>صلاة الجمعة وصلاة العيدين</b> أن يوضح الطالب أهمية وفضل صلاة الجمعة والعيدين. أن يشرح الطالب كيفية أداء صلاة الجمعة والعيدين.</p>	<p>مساعدة التلميذ في معرفة بعض معاني الآيات الكريمة. مساعدة التلميذ في تفسير بعض الآيات الكريمة وحفظها. مساعدة التلميذ في معرفة دلائل قدرة الله تعالى في خلقه. مساعدة الابن في البحث عن مواضع القلقة في الآيات القرآنية وتطبيقها. مساعدة الابن في البحث عن أحاديث نبوية شريفة تحثنا علي التحلي بأخلاق القرآن. حث الابن على المداومة علي قراءة القرآن وحفظه. حث الابن علي صلاة الجمعة والعيدين في المسجد . يمكن لولي الأمر الدخول من خلال الرابط المرفق لموقع قناة اللغة العربية والتربية الإسلامية الخاص بمدرسة ونشستر ومتابعة التسجيلات الخاصة بالدروس ومشاركتها مع التلميذ وتدوين ما تعلمه في دفتره المدرسي.</p>	<p><a href="#">قناة اللغة العربية والتربية الإسلامية بمدرسة ونشستر</a></p>
<p><b>Islamic Education for Non – Arabs</b></p>	<p><b>Surat An-Nazia't</b> To explain human beings are accountable for their deeds. To conclude the wisdom of mentioning the story of past nations in the Holy Quran. <b>Make things easy (A Noble Hadith).</b> To explain the importance of choosing easiest of matters in Islam.</p>	<p><b>Share</b> the given link with your child and practice to recite the holy verse properly and correctly. Speak with your child about the signs of Allah's power in the universe. <b>Share</b> with your child the general meaning of the Hadith. <b>Talk</b> with your child about the aspects of tolerance of Islam. <b>Talk</b> with your child about the rulings of Friday prayer and the prayer of the two feasts. Speak with your child about the excellence of Friday Prayer and the Prayer of the two feasts. Go through the links on the Arabic and Islamic YouTube channel so that you can help your child learn more at home about the topic.</p>	<p><a href="#">Arabic and Islamic YouTube Channel</a></p>



# The Winchester School, Jebel Ali




## Family Learning Newsletter -Year 5- May -2024

	<p>To explain the aspects of tolerance of Islam.</p> <p><b>Friday Prayer and the Prayer of the two feasts.</b></p> <p>To explain the rulings of Friday prayer and the prayer of the two feasts.</p> <p>To conclude the excellence of Friday Prayer and the Prayer of the two feasts.</p> <p>To determine the difference between Friday Prayer and the Prayer of the two feasts</p>		
<p><b>French</b></p>	<p><b>Les affaires d'école</b></p> <p>To identify school objects in French</p> <p>To differentiate between masculine, feminine and plural nouns.</p> <p>To use verb ( avoir) and (Etre) correctly in sentences.</p>	<p><b>LES FOURNITURES SCOLAIRES</b> <span style="border: 1px solid blue; border-radius: 50%; padding: 2px;">A1</span></p> <p>Talk about my school objects and describe it in French using the new vocabulary</p>	<p><a href="https://www.languagenut.com">https://www.languagenut.com</a></p>



# The Winchester School, Jebel Ali

## Family Learning Newsletter -Year 5- May -2024



		<p>Share with your parents your school objects and what you have in your pencil case, drawing a mind map (be creative use colors and draw)</p> <p>Encourage students to keep exploring the links given.</p>	
<p><b>Physical Education</b></p> <p><b>Activity 1</b></p> <p><b>Activity 2</b></p> <p><b>Activity 3</b></p>	<p><b>Cricket</b> - High catch</p> <p><b>Fitness test</b> - Physical fitness test</p> <p><b>Sports quiz</b></p> <p><b>Sports quiz</b></p>	<p><u>Talk and Encourage the children to do the following:</u></p> <p><u>Proper warm up</u> The Students will do the proper warm up and will practice the skills with basic rules.</p> <p>Follow the links for the skills and rules</p> <p><u>Cooldown</u> After the game students will do proper cooldown activity.</p>	<p><a href="#">High Catching.mp4</a></p> <p><a href="#">Physical Fitness exercises.mp4</a></p> <p><a href="https://quizizz.com/join/quiz/65f8679437791b6f5ff2d0bb/start?studentShare=true">https://quizizz.com/join/quiz/65f8679437791b6f5ff2d0bb/start?studentShare=true</a></p> <p><a href="https://quizizz.com/join/quiz/65f86d735c1fb5e004436267/start?studentShare=true">https://quizizz.com/join/quiz/65f86d735c1fb5e004436267/start?studentShare=true</a></p>
<p><b>Information and Communication Technology</b></p>	<p>Topic- Computational Thinking</p> <p>To identify Algorithms</p> <p>Solve problems using Decomposition.</p> <p>To explain how do we get computers do what we want.</p> <p>To differentiate between algorithms, code and computer programs.</p> <p>To recognise how algorithms can be represented as written</p>	<p>Empower children with the confidence needed to tackle ambiguous problems,</p> <p>JAZZY JIGSAWS</p> <p>Assemble your jigsaw and think about the strategy that you would adopt in order to solve your puzzle. More specifically, think about your strategy as an example of algorithmic thinking.</p> <p>What do you need?</p> <p>Jigsaw puzzle or</p> <p>Print a jigsaw of your choice, with artwork from Nintendo, SEGA and Ubisoft</p> <p>What do you learn? Logical reasoning, problem solving, algorithmic thinking, decomposition, abstraction, generalisation, evaluation</p> <p>⇒⇒⇒ DOWNLOAD HERE</p>	<p><a href="#">Bringing Computational Thinking to K12 (acm.org)</a></p> <p>Defining Computational Thinking for Math and Science (northwestern.edu)</p> <p><a href="http://www.bbc.co.uk/education/guides/zp92mp3/revision">http://www.bbc.co.uk/education/guides/zp92mp3/revision</a></p>



# The Winchester School, Jebel Ali




## Family Learning Newsletter -Year 5- May -2024


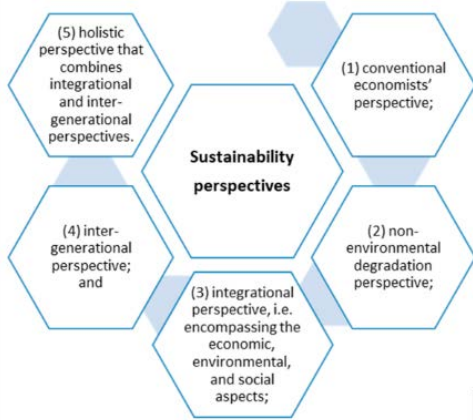
	<p>descriptions, flowcharts and code.</p> <p>To identify the flowchart symbols and used these to develop a flowchart.</p>		
<p><b>Music (Joyson)</b></p>	<p>Improving child's confidence and musicality through music rhythm reading stage 3 .</p> <p>We take a deeper look at the half note and how it relates to the quarter and eight notes with quarter rest.</p>	<p>Let the child understand the music note value and clap with the notes.</p> <p>Ask the child to perform it with any percussion instrument like maracas, tambourine.</p> <p>Throughout these videos, steady beat is represented by the boxes, and rhythms are represented as the notes inside the boxes. Counting the number of boxes each note uses is a great way to remember how many beats the note is worth.</p>	<p><a href="#">Year 5 Introduction to Rhythm Reading Stage Three.mp4</a></p>
<p><b>Music (Kiko)</b></p>	<p>To improve children's confidence and musicality through singing actions songs and chanting rhymes.</p> <p>Reading Notes</p>	<p><b>Encourage</b> the child sing action songs at home.</p> <p>Ask the child to perform the songs we learned in school.</p> <p><b>Help</b> the child choose which other songs they know aside from the songs taught in school and let them invent their own singing actions.</p> <p><b>Encourage</b> your child to practice recorder at home</p>	
<p><b>Music (Sunil)</b></p>	<p>To learn how to play the song "Havana" on recorder</p>	<p>Let the child practice at home, even though there will be squeaking.</p> <p>Be an audience. But better also check if the child is holding the recorder properly.</p>	



# The Winchester School, Jebel Ali



## Family Learning Newsletter -Year 5- May -2024

<p><b>Moral Education</b></p>	<p>To learn to contribute towards change by helping others and building relationships based on trust and respect</p> <p>To explore and confidently participate in the activities for sustainable change in the school and wider community</p> <p>To learn how to resolve conflicts by exchanging useful remarks.</p>	<p><b>Encourage</b> your child to explore making a positive impact by helping others and building relationships built on trust and respect. They will understand that small acts of kindness can bring meaningful changes in their community. Through activities and discussions, they will learn the importance of mutual respect and integrity in forming strong connections. Encouraging cooperation and collaboration, they develop skills to become agents of change and contribute positively to the world.</p> <p><b>Encourage</b> your child to explore and participate in initiatives promoting sustainable change in their school and community. They will be engaged in hands-on projects, learning about environmental conservation and social responsibility. Through these activities, they will gain confidence to contribute positively by organizing recycling programs, joining clean-up efforts, and advocating for sustainability, creating a better future for everyone.</p> <p><b>Share</b> with your child to manage conflicts by exchanging useful remarks. They can explore communication's importance through interactive discussions and role-playing. They can practice expressing thoughts respectfully, active listening, and finding compromises, fostering harmonious relationships and cooperation within and beyond their school.</p>	 
-------------------------------	--	---	--